



EASTERN SUBURBS
FOOTBALL ASSOCIATION

Annual Report **2019**



EASTERN SUBURBS FOOTBALL ASSOCIATION NOTICE OF ANNUAL GENERAL MEETING

Dear Member Clubs, Directors and Life Members;

Pursuant to Sections 22 and 24 of the Constitution of the Eastern Suburbs Football Association Incorporated, notice is hereby given for the Annual General Meeting [AGM] of the Eastern Suburbs Football Association Incorporated:

DATE: Monday 9th December 2019

VENUE: Souths Juniors, Kingsford, Terrace Room, Level 2

TIME: 7:00pm

The order of business at the Annual General Meeting shall be:

1. Apologies.
2. The reading and adoption of the Minutes of the previous Annual General Meeting.
3. Consideration and adoption of the Annual Reports and Financial Statements.
4. Election of officials for following year.
 1. Election of directors
 2. Election of members of the Hall of Fame (if any)
5. Consideration of any motion of which due notice has been given.
6. Award of the Ted Simmons Junior Football Medal.
7. Close of meeting.

Regards,



Bill Kostandas

General Manager, Eastern Suburbs Football Association Inc.

TABLE OF CONTENTS

- 04 Key Personnel
- 05 President's Report
- 08 General Manager's Report
- 11 Financial Report Cover page
- 12 Treasurer's Report incl. Audited Accounts
- 41 Technical Development and Coaching and Technical Director's Report
- 43 MiniRoos Football Director
- 44 Acting Junior Football Director
- 45 Junior Coordinator Report
- 49 Senior Football Director's Report
- 51 Competitions Coordinator Report
- 55 Disciplinary Report
- 56 Referees Coordinator's Report
- 59 League Tables
- 72 Association Statistics
- 75 Partners, Special Thanks



“United we stand, divided we fall. 2019 has been a mix of many highs, lows and plenty in the middle, though the one thing that remains consistent is the ESFA and the Clubs associated, are providing a good service so that our members can still take to the parks each weekend and play the beautiful game.”

KEY PERSONNEL

BOARD OF DIRECTORS

President	Scott Sadler
Treasurer	John Harris
Junior Football Director	Julia Chernoukha (until Feb 2019)
Senior Football Director	Jaleh Shafie
MiniRoos Football Director	Ian Robinson
Director of Technical Development and Coaching	Andrew Field
Director	Roy Belcher
Director	Richard Baldwin (until Aug 2019)

ESFA STAFF

General Manager	Bill Kostandas (from June 3rd 2019)
Competitions Coordinator, Communications and Judiciary	Caroline Oakes-Ash
Junior Football Coordinator	Chelsea Brennan
Referees Coordinator	Richard Beazley
Technical Director Coaching	Jaime Gomez
Accounts Officer	Cici/Dennis Cardakaris

Football Management Committees

Mens' League Chair	Adam Gwynne
Womens' League Chair	Sarah Ferris
Boys League Chair	Gerry Frittmann
Girls League Chair	Gerry Frittmann
Miniroos Football Chair	Gerry Frittmann

Referees

Technical	Anthony Kabbout
Branch Coach	Jack Bell

Hall of Fame

Roy Belcher (administration)
 Andrew Field (player/administration/coach)
 John Reid (administration/coach)
 Pam Chow (administration)
 Mick Vasin (player/administration)
 John Nesbit (administration)
 Charlie Davidson (coach)
 Jim Zammitt (administration)
 Tony Pengue (administration)
 Peter Grunfeld (administration)
 Michael Lazaridis (administration)
 George Lundy (coaching/administration)
 Ron Hoenig (administration)
 Simon Phillips (administration)
 Con Pavlou (administration)
 Frank Friedman (administration)
 Louise Mazaroli (women's football and refereeing)

Life Members

Ernie Small*
 Bill Vrolyks OAM
 Ted Simmons OAM
 Paul Mavromatis
 Wally Holzer
 John Velthuys
 Joe Zammit
 Sean Fenton
 David Lewis
 Alan Chow
 Louise Mazaroli*
 Andrew Field
 *Deceased

Special Service Awards

Wally Holzer
 Mark Fragias
 Michelle Bogatyrov
 David Lewis
 Roger Engel
 Ian Tischman
 Ron Hoenig
 George Lundy



PRESIDENT'S REPORT

“United we stand or divided we fall”

This season has been a mix of many highs, lows and plenty in the middle, but one thing that remains consistent is that ESFA and the clubs associated are providing a good service so that our members can still take to the parks each weekend and play the beautiful game.

Before I get into the nitty gritty of this season, I want to say thank you to the Board, the Management Committees and Sub Committee's for another year of service. Your time and commitment is very much appreciated and without you giving up your valuable time, our competition would not be as successful as it is.

To Bill, Caroline, Richard, Chelsea and Jamie, thank you for all that do, your dedication to the running of this organisation is critical and often overlooked. Please note we are all very grateful that we have you supporting our beautiful game.

In the 2018 annual report I wrote about a strategy group that had been formed to help come up with key focuses for us to aim for in the 2019 season. As we prepared to work with GM and ESFA office to prepare the business plan we hit a number of speed bumps:

Our focuses were diverted to a legal matter which

saw the ESFA office having to battle against one of its own. Although the decision went in our favour, the fact of the matter is that no one really gained anything by it. It may have felt like a victory to some but for me it was gut wrenching to see our own clubs turning on one another.

Our second speed bump was at the start of January as we said farewell and good luck to our Juniors and Mini Roo's Coordinator Dale Quartey.

We saw our Juniors Director, Julia Chernoukha who was spear heading the strategy group and Director Richard Baldwin leave the Board due to personal circumstances. Both are people who are very committed at club level and do amazing work. We were very fortunate to have their services over the past two seasons.

With our strategy group impacted it was agreed by the Board to bring on an independent specialist to help us get back under way and support the process of building the business plan ready for the 2020 season.

Sessions one and two went very well and some great work came from it however lightning struck a third time and we said goodbye and farewell to our General

Manager of 10 years, Mr Aaron Dibdin who has not moved too far away onto Football NSW as their Member Services Manager. I'd also like to take this time to also recognise Aaron and all that he did for the association and wish him well in his new role.

The strategy and business plan was placed on hold until we had a new Captain steering the ship as well as a new Juniors Coordinator (both MiniRoos and Juniors) on board. The recruitment for both roles was rigorous but in April we appointed Juniors Coordinator, Chelsea Brennan and in June we appointed the General Manager Bill Kostandas. Both of whom have made a considerable impact to our ESFA team.

The great news is that with the speed bumps under control it gave us the chance to continue what we started. Bill has literally picked up the pieces and run with the business plan, reorganising the workshops for you and the office, bringing on board My Club Doctor, an independent consultant who specialises in supporting and developing sporting organisations like ourselves.

However, despite the challenges, the ESFA team have ensured we kept the show on the road. Thankfully our Seniors Coordinator Caroline, juggled three competitions whilst we recruited our Juniors Coordinator, making sure all three comps got under way without any major hitches.

Our Grand Finals series over two venues went well and enjoyed by all, our Mini Roo's U6 & U7 gala days were yet again a great hit, as well as our Junior Grand Finals, kudos to our Juniors Coordinator for jumping in at the deep end and making this happen.

Believe or not, we saw 90% referee coverage for our matches this season and with the introduction of the sin bin in Mens Championship and Reserves divisions, we observed a 50% reduction in recorded abuse. However, being able to stamp this out to 100% is always the goal and we ask all clubs to focus on this moving forward.

Season 2019 was a productive period for our Technical Director, Jaime Gomez, achieving

some important milestones for our pathways and development of football at ESFA. Three significant undertakings with Sydney FC, University of NSW and Matraville Sports High School were delivered, laying out a clear path for our local players to play at the highest level, development and holiday programs to cater for our local grassroots players and linking in with our local Talented Sports High School.

ESFA in conjunction with Sydney FC have also invested in a resource to develop school programs, through Alice Kriesler. Alice has been an integral part of ESFA Coaching the last 4 years and will now look at leading the connection between ESFA/Sydney FC and our local schools.

In closing, to the ESFA Board and Committees, thank you for volunteering your time and effort.

To Bill, Caroline, Chelsea, Jamie and Richard thank you for always being ready to go at a moment's notice when the going gets tough, thank you for making the season what it was and I look forward to working with you next season.

Again, I repeat what I said last season to our referees. It's by no means the easiest job to do, but you continue to turn up week in and week out ensuring a fair game can be played. Without a referee you have chaos. We all need to realise that we need to respect this crucial part of our beautiful game otherwise we will continue to struggle as an Association and never move it forward.

I would like to thank all those that are involved, to you, to your club and your board, the members that choose to play under ESFA. To the Sponsors, RTO's, Coaches, Players and Volunteers who also play a vital part in keeping this association alive and thriving.

May we stand united as one for the 2020 season.

Scott Sadler
ESFA President





GENERAL MANAGER'S REPORT

Only a few months into the role and it has been an enjoyable journey, more so in getting to know the stakeholders including Club representatives and Local Councils, the competition structures, grounds - the list is endless. The fact that it rains a lot more in Eastern Sydney than anywhere else in Sydney is something I can't get my head around!

Creating new and keeping key stakeholders has been a priority of mine. Relationships with Local Councils and Football NSW as well as the local media have been strengthened. Councils have a greater understanding of our sport, our needs and that ESFA and the Local Clubs play a major role in the Local Community. One of the biggest differences in this role is that ESFA has five Local Councils plus Centennial Parklands that provides grounds for football. In my previous role I only had to deal with one Council!

The ESFA Office is a pretty dynamic place to work in and there's always something happening with the staff having to prioritise tasks. A big difference for me at ESFA, is having staff on board assisting not only me, but more importantly providing services to give our members a great experience. In my previous role I had to rely on two office staff and volunteers. To Caroline Oakes-Ash, Jaime Gomez, Chelsea Brennan and Richard Beazley, thank you for your support and more importantly thank you for what you do for the Clubs and our members. They do care and always have the Members and Clubs in mind when making decisions. Thanks also to our Bookkeepers, Kilkran for providing accurate reporting and assisting with the daily financial management side of ESFA.

Caroline has been with ESFA in various roles for 9 seasons. In her current role as Competitions Coordinator - Seniors, she does a lot of work to ensure that the Seniors Competitions are administered smoothly. On top of that Caroline organises Judiciary Hearings and Disciplinary Matters, provides a weekly Communications piece, is the weekend contact for Clubs, mentors Club representatives, provides content for our website, puts together our Annual Report, provides updates on Facebook, helps other staff members; have I missed anything? The most impressive thing is that Eastern Suburbs football people, do really appreciate Caroline.

Chelsea Brennan came on board with ESFA early in this season. A Sports Management graduate, Chelsea had a steep learning curve, but she has come along well in her role as Competitions Coordinator - Juniors and MiniRoos. Chelsea also administers the ESFA Summer Football competitions. Chelsea is a good team player and I look forward to her continually developing her skills and working with our Clubs to provide a great experience for their members.

From my experience our Competitions are extremely professionally run, offer players great opportunities to participate in many competitions. Not many Associations provide a mid-week Cup



competition let alone the numerous ones ESFA provides. And then the Competitions Coordinators must deal with the rescheduling of fixtures due to wet weather.

Jaime Gomez is our Technical Director and has a great passion for player and coach development. We are fortunate at ESFA to have a Technical Director that is highly qualified and respected in his field.

Jaime has played the lead role for ESFA in the development and implementation of the player pathway. The ESFA SAP participants as well as the local community players now have a clear pathway (as I refer to later in this report).

Jaime also provides advice on competition structures with the pathway in mind. Leading up to the 2020 season he will be conducting coaching courses - from Grassroots to C Licence. Jaime has also assisted Clubs with visits and delivering coaching demonstrations. One of his strengths is his communication with stakeholders something that is imperative in his role as Technical Director. He is also a qualified lawyer so no doubt that helps with communication and sometimes required mediation skills!

Richard Beazley has been with ESFA for nearly two years as our Referees Coordinator. Referees are an integral part of our Football family and their efforts are truly appreciated. Richard came to us from FFA and is highly credentialed in Referee development and administration. He is currently working on development and strategies to recruit and retain

referees. He will also ensure that several Referee courses, both at central and local club locations, will be run organised for 2020.

One of the deterrents for referees is abuse. The Sinbin for Men's Championship has certainly stemmed this. In an ideal world zero referee abuse would be fantastic. I know that it is not possible due to the emotional side that our sport provides, but players don't receive any near the level of abuse when they make a mistake or a decision that some feel is not right. Spectators as well need to be mindful that there is a Spectators Code of Behaviour. All I'll say on this matter is that people should treat others like they want to be treated!

The volunteers involved with our Clubs, with various ESFA committees and people who help in an unofficial capacity - our game would not survive without them. Sport would not survive. Saying thank you doesn't seem enough, but your work is truly appreciated by many. The same goes for coaches - they give up a lot of their time to ensure that our players learn new skills as well as participate in an organised team environment.

To the Board of Directors of ESFA, they bring a great skillset to the Association. They always make decisions in the best interest of the Members and the sport in the Eastern Suburbs. They are a deeply committed group of people who want to see people enjoying their Football and achieving their aspirations in the sport. Importantly they do listen to their members and are always looking at new initiatives to make the game better and more fulfilling for the ESFA Members. I sincerely thank them



for their advice, support and their hard work.

The pathway for our youngsters for 2020 has taken a giant leap forward. With the restructure of the NPL competition for 2020, our players now have a clear pathway to achieve their aspirations. With an MOU signed between UNSW FC NPL and ESFA, the ESFA SAP players now can continue their journey through having this choice to participate in youth and senior competitions at NPL level.

In stating that, the relationship between Sydney FC and ESFA has also grown. Not only is there a pathway for players, but also the two organisations have a shared resource. Alice Kriesler has just been appointed to the position of Fan Development Officer and her focus will be on school and community football, as well as Holiday Camps and Skills Training Program. Alice can also assist Clubs with major initiatives such as a development program to be run on a given day.

The Home of Football is also gaining a lot of traction. Discussions have taken place with potential locations being discussed, with one being very much in meeting our needs.

I would be remiss not to thank Aaron Dibdin. Aaron did a great job in his eight years as General Manager of ESFA. His handover to me was extremely thorough and professional. To this day he always makes himself available in answering my questions. He is a patient person! He is doing some great things

already in his new role at Football NSW.

There are obviously initiatives and processes I want to do differently. The Board, the staff and I value the Members feedback. The workshops that have been conducted a proof to that testament.

In conclusion the best thing about Football is that there are so many touchpoints. Many people involved in our Football community get to experience the teamwork and social inclusion that a game of Football offers. That is priceless.

Bill Kostandas
General Manager



FINANCIAL REPORT

FOR THE YEAR ENDED 30 SEPTEMBER 2019

TREASURER'S REPORT

Dear Members,

Whilst sustaining its second deficit in a row, the 2019 deficit was \$23,922. This financial result was mainly attributed to the following:

- Employment Expenses: increase by \$45,822. This includes final payments to outgoing staff and a Long Service Leave provision added in;
- Telephone, Communications & Licence Fees: increase by \$19,248. This is attributed to a new phone system and a change/upgrade in software;
- Player Equipment Expense: increase by \$19,810. This is attributed to SAP apparel and equipment and Match Balls;
- Functions & Meetings Costs: increase by \$8,326. This is attributed to Westfield putting a charge on staff parking (\$5 per day per staff member).

However, there are significant decreases in expense items, which include Ground Hire, Maintenance and Grand Finals (\$19,424) and Postage, Printing & Stationery (\$13,777)

Overall the financial results have again delivered on the ESFA Board's aims of providing the services required by ESFA's member clubs effectively, delivering to our members excellent value for money, and ensuring that these are achieved in an environment of financial responsibility.

Season 2019 saw an increase in player registration numbers by 376. These were as follows:

Category	2018 registrations	2019 registrations	Change
MiniRoos	3,067	3,202	+135
Junior	1,704	1,760	+56
Adult	3,665	3,850	+185
TOTAL	8,436	8,812	+376

In 2019 ESFA and the Board has continued to build on the sound platform that has been developed over the past eight years.

In an attempt to increase player numbers in the 14 to 18-year age bracket, the Board decided to decrease the ESFA fee component for those players.

AGE	2018 ESFA REGISTRATION FEE (\$)	2019 ESFA REGISTRATION FEE (\$)	CHANGE (\$)
14 GIRLS	63.30	59.80	-3.50
14 BOYS	63.30	59.80	-3.50
15 GIRLS	63.30	59.80	-3.50
15 BOYS	63.30	59.80	-3.50
16 GIRLS	74.30	59.80	-14.50
16 BOYS	74.30	59.80	-14.50
17 GIRLS	94.79	59.80	-34.99
17 BOYS	94.79	59.80	-34.99
18 GIRLS	94.79	62.29	-32.55
18 BOYS	94.79	62.29	-32.55

Player registration numbers in this age range increased from 892 players in 2018 to 978 in 2019, ie. A total of 86 players. The followings shows the player registration changes :

AGE	2018 REGISTRATIONS	2019 REGISTRATIONS	CHANGE
14 GIRLS	75	82	+7
14 BOYS	205	235	+30
15 GIRLS	75	75	0
15 BOYS	135	181	+46
16 GIRLS	47	85	+38
16 BOYS	118	82	-36
17 GIRLS	29	44	+15
17 BOYS	93	97	+4
18 GIRLS	38	27	-11
18 BOYS	77	70	-7
TOTAL	892	978	+86

From the above the effect on ESFA Registration was as follows:

AGE	2018 FEE INCOME (\$)	2019 FEE INCOME (\$)	CHANGE (\$)
14 GIRLS	4,747.50	4,903.60	+156.10
14 BOYS	12,976.50	14,053.00	+1,076.50
15 GIRLS	4,747.50	4,485.00	-262.50
15 BOYS	8,545.50	10,823.00	+2,278.30
16 GIRLS	3,492.10	5,083.00	+1,590.90
16 BOYS	8,767.40	4,903.60	-3,863.80
17 GIRLS	2,748.91	2,631.20	-117.71
17 BOYS	8,815.47	5,800.60	-3,014.87
18 GIRLS	3,602.02	1,681.83	-1,920.19
18 BOYS	7,298.83	4,360.30	-2,938.53
TOTAL	\$65,741.73	\$58,725.93	-\$7,015.80

From the above it shows that ESFA absorbed \$7,015.80 in registration fees.

Key 2019 Financial Highlights

1. ESFA returned a deficit of \$23,922 for the 2019 financial year. As explained earlier this was mainly attributed to the increase in employment expenses due to outgoing staff payments, a provision for long service leave added to this expense item, the purchase of a new phone system and upgrade of software, and staff being charged for parking.
2. Revenues were up \$108,747; mainly attributed to the increase in player registration fees and player numbers. This was still considering ESFA decreasing its fee for the 14 to 18-year age brackets. However, in 2019, FFA did increase its National Registration Fee from \$12.60 to \$14.00 for juniors and \$25.00 to \$33.00. Football NSW did not increase its fees.
3. Expenditure was also up in the 2019 season by \$108,403, thus the Association recording a deficit. Expenditure (ex pass-throughs for referees and affiliation fees to Football NSW) was up in the 2019 season, contributing to the Association recording a deficit.

	2011	2012	2013	2014	2015	2016	2017	2018	2019
Registration Fees Ex Passthroughs	369,942	381,642	396,430	378,512	491,205	664,262	698,620	636,631	718,450
Total Inflows Ex Passthroughs	582,261	544,435	545,241	579,723	680,906	825,861	884,562	823,610	892,414
Total Outflows Ex Passthroughs	616,697	487,621	457,526	543,688	629,134	765,174	870,376	847,876	916,336

	2011	2012	2013	2014	2015	2016	2017	2018	2019
Change in Inflows Ex Passthroughs	-2,589	-37,826	806	34,482	101,183	144,955	58,701	-60,952	68,804
Change in Outflows Ex Passthroughs	-29,231	-129,076	-30,095	86,162	85,446	136,040	105,202	-22,500	68,460
% Change in Inflows Ex Passthroughs	0%	-6%	0%	6%	17%	21%	7%	-7%	8%
% Change in Outflows Ex Passthroughs	-5%	-21%	-6%	19%	16%	22%	14%	-3%	8%

4. Net Assets at 30 September 2019 were \$261,457. This is 29% of our annual expenses (ex pass-throughs).

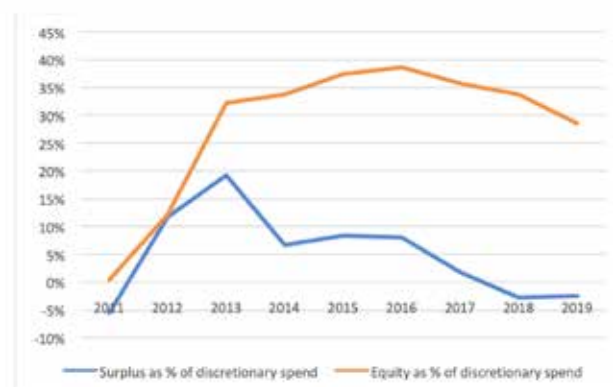
Asset Position	2011	2012	2013	2014	2015	2016	2017	2018	2019
Total Members' Funds	2,239	59,053	146,768	182,997	234,769	295,456	309,645	285,379	261,457
As % of outflows Ex passthroughs	0%	12%	32%	34%	37%	39%	36%	34%	29%
As % of outflows	0%	6%	15%	17%	20%	22%	20%	19%	16%

5. Receivables were up on expected levels at 30 September 2019 and mainly attributed to GST Receivables of \$21,074 and Trade Receivables of \$83,822. Payables were lower than expected levels at 30 September 2019 and mainly to a drop in Trade Creditors and nothing in Deferred Revenues. The Ground Development Fund is in excess of \$630,000 after eight years, providing a substantial sum to be applied to appropriate opportunities as they arise.

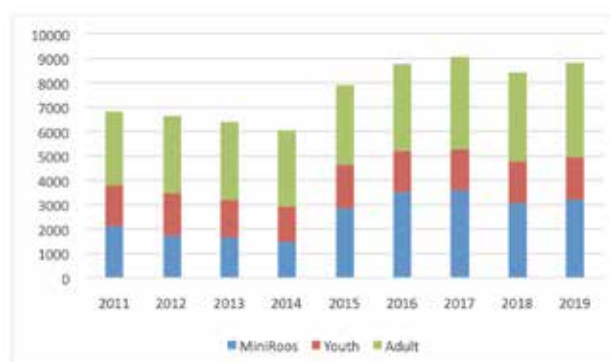
Underlying strong financial position

In 2019 the Board and management of ESFA has continued its policy of prudent financial management which began under the direction of the previous President and my predecessor Treasurer. The work of the Board in the past eight years has put ESFA in a sound financial position.

Whilst in 2019 we recorded a deficit, it is against a backdrop of a strong underlying financial position. The balance sheet shows that we have net assets of 29% of our annual expenditure minus passthroughs. Whilst we have posted a narrow deficit this year, our position still remains strong.



As can be seen below, in 2019 ESFA saw player numbers increase from the 2018 figures, but were marginally below the 2017 record high.



The increase in the number of registered players in 2019 is due to an increase across the three categories outlined below.

	2011	2012	2013	2014	2015	2016	2017	2018	2019
MINIROOS	2115	1737	1652	1473	2859	3524	3573	3067	3202
YOUTH	1675	1740	1544	1431	1768	1673	1691	1704	1760
ADULT	3009	3160	3185	3145	3286	3561	3783	3665	3850
TOTAL	6799	6637	6381	6049	7913	8758	9047	8436	8812

Looking ahead to 2020

The Association is in a sound financial state at the end of the 2019 season. In the absence of any unforeseen circumstances, in 2020 we expect to return to a narrow operating surplus.

John Harris
Treasurer

Eastern Suburbs Football Association Inc.
ABN 92 759 968 542

**Financial Report for the year ended
30 September 2019**



Eastern Suburbs Football Association Inc.
Committees' Report

Indemnifying Officers or Auditor

No indemnities have been given or insurance premiums paid, during or since the end of the financial year, for any person who is or has been an officer or auditor of the entity, other than as set out below.

During or since the financial year the Association has paid to Football NSW, premiums to insure all committee members against liabilities for costs incurred by them in defending any legal proceedings arising out of their conduct while acting in the capacity of committee member of the Association other than involving conduct involving a wilful breach of duty in relation to the Association.

Signed in accordance with a resolution of the Members of the Committee.



29.11.19

Scott Sadler
President



John Harris
Treasurer

28.11.19

Signed at Sydney this 28th day of November 2019

Eastern Suburbs Football Association Inc.
Income and Expenditure Statement for the year ended 30 September 2019

	Note	Sept 2019 \$	Sept 2018 \$
Income			
Administrative Income		10,931	12,782
Equipment Sales/Canteen Sales		5,760	4,230
Interest Received		1,436	4,399
Referee Income		155,837	165,568
Registration fees		<u>1,452,653</u>	<u>1,330,891</u>
		<u>1,626,617</u>	<u>1,517,870</u>
Expenditure			
Administration Expenses		(9,468)	(5,497)
Advertising & Promotion		(2,878)	(2,709)
Affiliation Fees		(554,581)	(505,789)
Amortisation & Depreciation		(3,157)	(4,389)
Audit Fees		(8,054)	(8,052)
Awards & Prize Money		(9,091)	(9,091)
Clinics, Academies & Coaching Fees		(69,423)	(71,591)
* Employment Expenses		(449,249)	(403,427)
Functions & Meetings Costs		(12,198)	(3,872)
General Expenses		(6,812)	(3,951)
Ground Hire, Maintenance & Grand Final Costs		(177,353)	(196,777)
Insurances		(1,285)	(2,281)
Legal fees		(1,808)	(348)
Player Equipment		(67,699)	(47,889)
Postage, Printing & Stationery		(9,835)	(23,612)
Referee Expenses		(179,622)	(188,471)
Rental Expense		(47,063)	(44,448)
Storage		(2,202)	(2,202)
Telephone, Communications & Licence Fees		(36,852)	(17,604)
Bad Debt Expense		<u>(1,909)</u>	<u>(136)</u>
Total Expenditure		<u>(1,650,539)</u>	<u>(1,542,136)</u>
 (Loss) before abnormal items		 <u>(23,922)</u>	 <u>(24,266)</u>
 (Loss) before income tax expense		 (23,922)	 (24,266)
Income tax expense	1a	<u>-</u>	<u>-</u>
(Loss) after income tax		<u>(23,922)</u>	<u>(24,266)</u>
 Accumulated Surplus brought forward		 <u>285,379</u>	 <u>309,645</u>
Accumulated Surplus carried forward		<u>261,457</u>	<u>285,379</u>

* Employment expenses include payments to outgoing staff and adjustment for long service leave not previously brought to account in the financial statements.

The accompanying notes form part of this financial report

Eastern Suburbs Football Association Inc.
Assets and Liabilities Statement as at 30 September 2019

	Note	Sept 2019 \$	Sept 2018 \$
Current Assets			
Cash and Cash Equivalents	2	203,767	322,951
Trade and Other Receivables	3	136,606	88,877
Inventories	4	6,611	14,128
Total Current Assets		<u>346,984</u>	<u>423,956</u>
Non-current Assets			
Property, Plant & Equipment	5	11,603	14,527
Total Non-current Assets		<u>11,603</u>	<u>14,527</u>
Total Assets		<u>358,587</u>	<u>438,483</u>
Current Liabilities			
Trade and Other Payables	6	39,288	108,632
Provisions	7	45,082	31,712
Total Current Liabilities		<u>84,370</u>	<u>140,344</u>
Non Current Liabilities			
Provisions	8	12,760	12,760
Total Non-current Liabilities		<u>12,760</u>	<u>12,760</u>
Total Liabilities		<u>97,130</u>	<u>153,104</u>
Net Assets		<u>261,457</u>	<u>285,379</u>
Members' Funds			
Accumulated Surplus		261,457	285,379
Total Members' Funds		<u>261,457</u>	<u>285,379</u>

The accompanying notes form part of this financial report

Eastern Suburbs Football Association Inc.
Statement of Cash Flows for the year ended 30 September 2019

	Note	Sept 2019 \$	Sept 2018 \$
Cash Flow from Operating Activities			
Receipts from customers		1,575,452	1,563,730
Payments to suppliers and employees		(1,695,839)	(1,522,334)
Interest received		1,436	4,399
Net cash (used in)/ provided by operating activities	9(b)	<u>(118,951)</u>	<u>45,795</u>
Cash Flow from Investing Activities			
Payments for property, plant & equipment		(233)	(4,000)
Net cash (used in) investing activities		<u>(233)</u>	<u>(4,000)</u>
Cash Flows from Financing Activities			
Club bonds received		-	-
Net cash provided by/(used in) financing activities		<u>-</u>	<u>-</u>
Net (decrease)/increase in cash held		(119,184)	41,795
Cash at beginning of year		322,951	281,156
Cash at end of year	9(a)	<u>203,767</u>	<u>322,951</u>

The accompanying notes form part of this financial report

Eastern Suburbs Football Association Inc.
Notes to the financial statements
for the year ended 30 September 2019

Note 1: Statement of Accounting Policies

This financial report is a special purpose financial report prepared in order to satisfy the financial reporting requirements of the Associations Incorporation Act New South Wales. The committee has determined that the association is not a reporting entity.

The financial report has been prepared on an accruals basis and is based on historic costs and does not take into account changing money values or, except where specifically stated, current valuations of non-current assets.

The following significant accounting policies, which are consistent with the previous period unless otherwise stated, have been adopted in the preparation of this financial report.

a) Income Tax

No provision for income tax has been raised as the entity is exempt from income tax under Section 50-45 of the Income Tax Assessment Act 1997.

b) Inventories

Inventories are measured at the lower of cost and net realisable value.

c) Property, Plant and Equipment (PPE)

Leasehold improvements and office equipment are carried at cost less, where applicable, any accumulated depreciation.

The depreciable amount of all PPE is depreciated over the useful lives of the assets to the association commencing from the time the asset is held ready for use.

Leasehold improvements are amortised over the shorter of either the unexpired period of the lease or the estimated useful lives of the improvements.

d) Impairment of Assets

At each reporting date, the entity reviews the carrying values of its tangible and intangible assets to determine whether there is any indication that those assets have been impaired. If such an indication exists, the recoverable amount of the asset, being the higher of the asset's fair value less costs to sell and value in use, is compared to the asset's carrying value. Any excess of the asset's carrying value over its recoverable amount is expensed to the income statement.

e) Employee Benefits

Provision is made for the association's liability for employee benefits arising from services rendered by employees to balance date. Employee benefits have been measured at the amounts expected to be paid when the liability is settled.

Eastern Suburbs Football Association Inc.
Notes to the financial statements
for the year ended 30 September 2019

Note 1: Statement of Accounting Policies (continued)

- f) Provisions**
 Provisions are recognised when the association has a legal or constructive obligation, as a result of past events, for which it is probable that an outflow of economic benefits will result and that outflow can be reliably measured. Provisions are measured at the best estimate of the amounts required to settle the obligation at the end of the reporting period.
- g) Cash and Cash Equivalents**
 Cash and cash equivalents include cash on hand, deposits held at-call with banks, other short-term highly liquid investments with original maturities of three months or less.
- h) Revenue and Other Income**
 Revenue is measured at the fair value of the consideration received or receivable after taking into account any trade discounts and volume rebates allowed. For this purpose, deferred consideration is not discounted to present values when recognising revenue.
- Interest revenue is recognised using the effective interest rate method, which for floating rate financial assets is the rate inherent in the instrument. Dividend revenue is recognised when the right to receive a dividend has been established.
- Grant and donation income is recognised when the entity obtains control over the funds, which is generally at the time of receipt.
- All revenue is stated net of the amount of goods and services tax (GST).
- i) Goods and Services Tax**
 Revenues, expenses and assets are recognised net of the amount of GST, except where the amount of GST incurred is not recoverable from the Australian Taxation Office (ATO). Receivables and payables are stated inclusive of the amount of GST receivable or payable. The net amount of GST recoverable from, or payable to, the ATO is included with other receivables or payables in the statement of financial position.
- Cash flows are presented in the cash flow statement on a gross basis, except for the GST component of investing and financing activities, which are disclosed as operating cash flows.
- j) Comparative Figures**
 When required by Accounting Standards, comparative figures have been adjusted to conform to changes in presentation for the current financial year.
- k) New accounting standards for application in this reporting period**
 AASB 16: Leases (applicable to annual reporting periods commencing on or after 1 January 2019).
 The main change introduced by the new standard is as follows:
 - recognition of a right-of-use asset and liability for all leases (excluding short-term leases with less than 12 months of tenure and leases relating to low-value assets). Since the current lease has a term of one (1) year, the directors have assessed that it is not applicable in these circumstances.

Eastern Suburbs Football Association Inc.
Notes to the financial statements
for the year ended 30 September 2019

	Sept 2019	Sept 2018
	\$	\$
Note 2: Cash & Cash Equivalents		
Current		
Cash on Hand	(257)	31
Cash at Bank - Bond for Credit Card	2,046	2,046
Club Bonds Paid Account	17,340	17,290
Electronic Clearing Account	(4,311)	26
Cheque Account Botany	7,376	71,167
Business Online Saver	176,754	226,275
Cash at Bank - Debit Mastercard	4,819	6,116
	<u>203,767</u>	<u>322,951</u>
Note 3: Trade and Other Receivables		
Current		
Trade Receivables	83,822	55,403
Sundry Debtors	8,208	8,208
GST Receivables	21,074	-
Deposits Paid	23,502	23,266
	<u>136,606</u>	<u>86,877</u>
Note 4: Inventories		
Current		
Goods Held for Re-Sale	6,611	14,128
	<u>6,611</u>	<u>14,128</u>

Eastern Suburbs Football Association Inc.
Notes to the financial statements
for the year ended 30 September 2019

Note 5: Property, Plant and Equipment	Sept 2019	Sept 2018
	\$	\$
Non-current Assets		
Office Equipment	74,687	74,454
Accumulated Depreciation	<u>(71,286)</u>	<u>(70,086)</u>
	<u>3,401</u>	<u>4,368</u>
Office Furniture	4,205	4,205
Accumulated Depreciation	<u>(1,852)</u>	<u>(1,592)</u>
	<u>2,353</u>	<u>2,613</u>
Memorabilia	5,604	5,604
Accumulated Depreciation	<u>(2,911)</u>	<u>(2,769)</u>
	<u>2,693</u>	<u>2,835</u>
Sporting Equipment	11,932	11,932
Accumulated Depreciation	<u>(8,778)</u>	<u>(7,221)</u>
	<u>3,156</u>	<u>4,711</u>
	<u>11,603</u>	<u>14,527</u>
Note 6: Trade and Other Payables		
Current		
Trade Creditors	16,217	39,707
Sundry Creditors and Accrued Expenses	148	188
Employee Accruals	23,923	14,535
GST Payable	-	3,512
Deferred Revenues	-	50,690
	<u>39,288</u>	<u>108,632</u>
Note 7: Provisions		
Current		
Provision for Annual Leave	30,287	31,712
Provision for Long Service Leave	14,795	-
	<u>45,082</u>	<u>31,712</u>
Note 8: Provisions		
Non Current		
Provision for Member Bonds	6,000	6,000
Provision for Education Refs	6,760	6,760
	<u>12,760</u>	<u>12,760</u>
Note 9: Cash Flow Information		
a) Reconciliation of Cash		
Cash at the end of the financial year as shown in the statements of cash flows is reconciled to the related items in the balance sheet as follows:		
Cash on Hand	(257)	31
Cash at Bank - Bond for Credit Card	2,046	2,046
Club Bonds Paid Account	17,340	17,290
Electronic Clearing Account	(4,311)	26
Cheque Account Botany	7,376	71,167
Business Online Saver	176,754	226,275
Cash at Bank - Debit Mastercard	4,819	6,116
	<u>203,767</u>	<u>322,951</u>

Eastern Suburbs Football Association Inc.
Notes to the financial statements
for the year ended 30 September 2019

	Sept 2019 \$	Sept 2018 \$
Note 9: Cash Flow Information (continued)		
b) Reconciliation of Cash Flow from Operations with Operating Profit after Income Tax		
Operating (Deficit) after Income Tax	(23,922)	(24,266)
Non-cash flows in operating profit		
Depreciation	3,157	4,389
Provision for annual leave	(1,425)	9,955
Provision for long service leave	14,795	-
<u>Changes in assets & liabilities</u>		
(Increase) in receivables	(49,728)	2,569
Decrease/ (Increase) in inventories	7,517	(12,927)
(Decrease)/ Increase in sundry creditors and accrued expenses	(69,344)	66,075
Cash Flow from Operating Activities	(118,951)	45,795
Note 10: Capital & Leasing Commitments		
Operating Lease Commitments		
Non-cancellable operating leases contracted for Being rent of office		
Payable - minimum lease payments		
- payable within 12 months	28,983	10,076
- payable within 1 - 2 years	-	-
	28,983	10,076

The current property lease expires on 31 May 2020

Note 11: Deed of Trust

A Deed of Trust was entered into on 21 March 2013 between Alan Chow (Settlor) and Eastern Suburbs Football Association Incorporated (Trustee). The Trust Fund shall be known as the Eastern Suburbs Football Association Ground Development Fund.

The Purpose of the Trust Fund is to increase the amount of, and improve the quality of, facilities available for the playing of Football in the Eastern Suburbs.

As of 1 October 2015, the Eastern Suburbs Football Association Ground Development Fund has been accounted for separately with its own accounting records, and has been audited annually, separately from these financials.


**Eastern Suburbs Football Association Inc.
Statement by Members of the Committee**

The committee has determined that the association is not a reporting entity and that this special purpose financial report should be prepared in accordance with the accounting policies outlined in Note 1 to the financial statements.

In the opinion of the committee the financial report:-


1. Presents a true and fair view of the financial position of Eastern Suburbs Football Association Inc. as at 30 September 2019 and its performance for the year ended on that date.
2. At the date of this statement, there are reasonable grounds to believe that Eastern Suburbs Football Association Inc. will be able to pay its debts as and when they fall due.

This statement is made in accordance with a resolution of the Committee and is signed for and on behalf of the Executive Committee by:



28.11.19

Scott Sedler
President



John Harris
Treasurer

28-11-19,

Signed at Sydney this 28th day of November 2019



INDEPENDENT AUDITOR'S REPORT TO THE MEMBERS OF EASTERN SUBURBS FOOTBALL ASSOCIATION INC

We have audited the accompanying financial report, being a special purpose financial report, of Eastern Suburbs Football Association Inc, which comprises the committee's report, the assets and liabilities statement as at 30 September 2019, the income and expenditure statement and the cash flow statement for the year then ended, notes comprising a summary of significant accounting policies and other explanatory information, and the statement by members of the committee.

Committee's Responsibility for the Financial Report

The committee of Eastern Suburbs Football Association Inc is responsible for the financial report, and has determined that the basis of preparation described in Note 1 is appropriate to meet the requirements of the *Associations Incorporation Act 2009* (NSW) and the needs of the members. The committee's responsibility also includes such internal control as the committee determines is necessary to enable the preparation of a financial report that is free from material misstatement, whether due to fraud or error.

Auditor's Responsibility

Our responsibility is to express an opinion on the financial report based on our audit. We have conducted our audit in accordance with Australian Auditing Standards. Those standards require that we comply with relevant ethical requirements relating to audit engagements and plan and perform the audit to obtain reasonable assurance whether the financial report is free from material misstatement.

An audit involves performing procedures to obtain the audit evidence about the amounts and disclosures in the financial report. The procedures selected depend on the auditor's judgment, including the assessment of the risks of material misstatement of the financial report, whether due to fraud or error. In making those risk assessments, the auditor considers internal control relevant to the association's preparation of the financial report that gives a true and fair view, in order to design audit procedures that are appropriate in the circumstances, but not for the purpose of expressing an opinion on the effectiveness of the association's internal control. An audit also includes evaluating the appropriateness of accounting policies used and the reasonableness of accounting estimates made by the committee, as well as evaluating the overall presentation of the financial report.

We believe the audit evidence we have obtained is sufficient and appropriate to provide a basis for our audit opinion.

Sydney | Melbourne | Canberra



Opinion

In our opinion, the financial report presents fairly, in all material respects, the financial position of Eastern Suburbs Football Association Inc as at 30 September 2019 and its financial performance for the year then ended in accordance with the accounting policies described in Note 1 to the financial statements, and the requirements of the *Associations Incorporation Act 2009* (NSW).

Basis of Accounting and Restriction on Distribution

Without modifying our opinion, we draw attention to note 1 to the financial statements, which describe the basis of accounting. The financial report has been prepared to assist Eastern Suburbs Football Association Inc to meet the requirements of the *Associations Incorporation Act 2009* (NSW). As a result, the financial report may not be suitable for another purpose.

MNSA Pty Ltd

MNSA Pty Ltd

A handwritten signature in black ink, appearing to read 'M. Schiliro', is written over a faint, illegible stamp.

Mark Schiliro
Director

Sydney, dated this 28th day of November 2019.

Eastern Suburbs Football Association Inc.

CERTIFICATE BY MEMBERS OF THE COMMITTEE

I, Scott Sadler and I, John Harris, certify that:

- a. We are members of the committee of Eastern Suburbs Football Association Inc.
- b. We attended the Annual General Meeting (AGM) of the association held on 28 November 2018, and intend to attend the AGM scheduled for 9 December 2019
- c. We are authorised by the attached resolution of the committee to sign this certificate.
- d. This annual statement shall be submitted to the members of the association at its AGM scheduled for 9 December 2019

Signed at Sydney this 28th day of November 2019



Handwritten signature of Scott Sadler, dated 28.11.19.

Scott Sadler
President



Handwritten signature of John Harris, dated 28.11.19.

John Harris
Treasurer

28.11.19

GROUND DEVELOPMENT FUND
FINANCIAL REPORT
FOR THE YEAR ENDED 30 SEPTEMBER 2019

EASTERN SUBURBS FOOTBALL ASSOCIATION GROUND DEVELOPMENT FUND

INCOME STATEMENT
FOR THE YEAR ENDED 30 SEPTEMBER 2019

	Note	2019 \$	2018 \$
Income			
Revenue		2,984	3,268
Expenditure			
Other expenses		(10)	(10)
		<u>2,974</u>	<u>3,258</u>
Profit for the year		<u>2,974</u>	<u>3,258</u>
Total available for distribution		<u>2,974</u>	<u>3,258</u>
Distribution to beneficiaries		<u>2,974</u>	<u>3,258</u>
Balance at 30 September 2019		<u>-</u>	<u>-</u>
Beneficiaries distribution			
Eastern Suburbs Football Assoc		<u>2,974</u>	<u>3,258</u>
		<u>2,974</u>	<u>3,258</u>

EASTERN SUBURBS FOOTBALL ASSOCIATION GROUND DEVELOPMENT FUND

BALANCE SHEET
AS AT 30 SEPTEMBER 2019

	Note	2019 \$	2018 \$
ASSETS			
CURRENT ASSETS			
Cash and cash equivalents		630,834	537,710
Trade and other receivables	3	-	4,260
TOTAL CURRENT ASSETS		<u>630,834</u>	<u>541,970</u>
TOTAL ASSETS		<u>630,834</u>	<u>541,970</u>
LIABILITIES			
CURRENT LIABILITIES			
Trade and other payables	4	<u>630,834</u>	<u>541,970</u>
TOTAL CURRENT LIABILITIES		<u>630,834</u>	<u>541,970</u>
TOTAL LIABILITIES		<u>630,834</u>	<u>541,970</u>
NET ASSETS (LIABILITIES)		<u>-</u>	<u>-</u>
EQUITY			
Retained earnings		-	-
Current year earning		-	-
TOTAL EQUITY		<u>-</u>	<u>-</u>

The accompanying notes form part of these financial statements.

EASTERN SUBURBS FOOTBALL ASSOCIATION GROUND DEVELOPMENT FUND

NOTES TO THE FINANCIAL STATEMENTS FOR THE YEAR ENDED 30 SEPTEMBER 2019

The financial statements cover Eastern Suburbs Football Association Ground Development Fund and have been prepared in accordance with the Trust deed to meet the needs of stakeholders and to assist in the preparation of the tax return.

Comparatives are consistent with prior years, unless otherwise stated.

1 Basis of Preparation

The Trust is non reporting since there are unlikely to be any users who would rely on the general purpose financial statements.

The special purpose financial statements have been prepared in accordance with the significant accounting policies described below and do not comply with any Australian Accounting Standards unless otherwise stated.

The financial statements have been prepared on an accruals basis and are based on historical costs modified, where applicable, by the measurement at fair value of selected non current assets, financial assets and financial liabilities.

Significant accounting policies adopted in the preparation of these financial statements are presented below and are consistent with prior reporting periods unless otherwise stated.

2 Summary of Significant Accounting Policies

Cash and Cash Equivalents

Cash and cash equivalents comprises cash on hand, demand deposits and short-term investments which are readily convertible to known amounts of cash and which are subject to an insignificant risk of change in value. Bank overdrafts also form part of cash equivalents and are presented within current liabilities on the balance sheet.

EASTERN SUBURBS FOOTBALL ASSOCIATION GROUND DEVELOPMENT FUND**NOTES TO THE FINANCIAL STATEMENTS
FOR THE YEAR ENDED 30 SEPTEMBER 2019**

Revenue and Other Income

Revenue is recognised when the amount of the revenue can be measured reliably, it is probable that economic benefits associated with the transaction will flow to the entity and specific criteria relating to the type of revenue as noted below, has been satisfied.

Revenue is measured at the fair value of the consideration received or receivable and is presented net of returns, discounts and rebates.

Interest revenue

Interest revenue is recognised using the effective interest rate method.

Rendering of services

Revenue in relation to rendering of services is recognised depends on whether the outcome of the services can be measured reliably. If this is the case then the stage of completion of the services is used to determine the appropriate level of revenue to be recognised in the period. If the outcome cannot be reliably measured then revenue is recognised to the extent of expenses recognised that are recoverable.

EASTERN SUBURBS FOOTBALL ASSOCIATION GROUND DEVELOPMENT FUND

NOTES TO THE FINANCIAL STATEMENTS
FOR THE YEAR ENDED 30 SEPTEMBER 2019

	2019 \$	2018 \$
3 Trade and Other Receivables		
Current		
Trade Debtors	-	4,260
4 Trade and Other Payables		
Current		
Other Creditors	18,560	15,586
Ground Development Fund	612,274	526,384
	<u>630,834</u>	<u>541,970</u>
5 Beneficiaries		
Eastern Suburbs Football Assoc		
Share of profit	2,974	3,258
Distribution to Beneficiaries	(2,974)	(3,258)
	-	-
Total Beneficiaries Funds	<u>-</u>	<u>-</u>

EASTERN SUBURBS FOOTBALL ASSOCIATION GROUND DEVELOPMENT FUND
Statement by Members of the Committee

The committee has determined that the trust is not a reporting entity and that this special purpose financial report should be prepared in accordance with the accounting policies outlined in Note 1 to the financial statements.

In the opinion of the committee the financial report:-

- 1 Present a true and fair view of the financial position of Eastern Suburbs Football Association Ground Development Fund as at 30 September 2019 and its performance for the year ended on that date.
- 2 At the date of this statement, there are reasonable grounds to believe that Eastern Suburbs Football Association Ground Development Fund will be able to pay its debts as and when they fall due.

This statement is made accordance with a resolution of the Committee and is signed for and on behalf of the Executive Committee by,

Scott Sadler
President

28.11.19



John Harris
Treasurer



Signed at Sydney this 28th day of November 2019



INDEPENDENT AUDITOR'S REPORT TO THE UNIT HOLDERS OF EASTERN SUBURBS FOOTBALL ASSOCIATION GROUND DEVELOPMENT FUND

Report on the Financial Report

We have audited the accompanying financial report of Eastern Suburbs Football Association Ground Development Fund (the Fund), which comprises the balance sheet as at 30 September 2019, the income statement, notes comprising a summary of significant accounting policies and other explanatory information and the statement by Members of the Committee.

Trustees' Responsibility for the Financial Report

The trustees of the Fund are responsible for the preparation and fair presentation of the financial report in accordance with Australian Accounting Standards (including Australian Accounting Interpretations) and the Fund's Constitution and for such internal control as the trustees determine is necessary to enable the preparation and fair presentation of the financial report that is free from material misstatement, whether due to fraud or error.

Auditor's Responsibility

Our responsibility is to express an opinion on the financial report based on our audit. We conducted our audit in accordance with Australian Auditing Standards. Those standards require that we comply with relevant ethical requirements relating to audit engagements and plan and perform the audit to obtain reasonable assurance about whether the financial report is free from material misstatement.

An audit involves performing procedures to obtain audit evidence about the amounts and disclosures in the financial report. The procedures selected depend on the auditor's judgment, including the assessment of the risks of material misstatement of the financial report, whether due to fraud or error. In making those risk assessments, the auditor considers internal control relevant to the Fund's preparation and fair presentation of the financial report in order to design audit procedures that are appropriate in the circumstances, but not for the purpose of expressing an opinion on the effectiveness of the Fund's internal control. An audit also includes evaluating the appropriateness of accounting policies used and the reasonableness of accounting estimates made by the trustees, as well as evaluating the overall presentation of the financial report.

Sydney | Melbourne | Canberra



We believe that the audit evidence we have obtained is sufficient and appropriate to provide a basis for our audit opinion.

Independence

In conducting our audit, we have complied with the independence requirements of Australian professional ethical pronouncements.

Auditor's Opinion

In our opinion the financial report gives a true and fair view of the financial position of Eastern Suburbs Football Association Ground Development Fund, as at 30 September 2019 and of their performance and cash flows for the period then ended in accordance with Australian Accounting Standards and the Fund's Constitution.

MNSA Pty Ltd

MNSA Pty Ltd

Mark Schiliro

Director

Dated in Sydney this 28th day of November 2019.



BOARD DIRECTOR COACHING AND TECHNICAL DEVELOPMENT

The 2019 season has seen a continuation of the delivery of formal accredited FNSW and FFA coaching courses and an increasing number of direct coaching courses held at individual clubs on a less formal basis. The organization and delivery of these courses by the Technical Director Jaime Gomez has been efficient and well received by the registrants and club coaches, and I hope that clubs will increasingly ask Jaime to deliver these courses. There have also been three landmark agreements with Sydney FC, UNSW FC and Matraville Sports High, which link ESFA with school

based, holiday and elite programs that involve ESFA on an equal footing with each of these organizations. The benefits will flow to players of all ability levels, from club through to the NPL2 girls and NPL2 boys youth leagues, and for the first time there will be a pathway for elite boys and girls run by ESFA within the eastern suburbs. These agreements have been driven by Jaime Gomez and the General Managers, Aaron Dibdin and Bill Kostandas, with the full support of the Board. I endorse the following Technical Director's report.

Dr Andrew Field



TECHNICAL DEVELOPMENT AND COACHING AND TECHNICAL DIRECTOR'S REPORT

Throughout the 2019 Season, the ESFA Technical Department delivered various programs and initiatives that will see our Coach Education, community engagement and football pathway for both boys and girls grow in the coming season.

Building from 2018, ESFA worked with our member clubs to deliver coach education in two formats, being formal coach education through centralised coaching courses, and community workshops which were delivered in-house at our local clubs offering volunteer coaches the opportunity to receive guidance and a sample of formal coach education. These programs were well received by our clubs and coaches, which assisted coaches to grasp some of the key concepts of coaching for their specific age groups and an understanding of the Football Federation Australia (FFA) National Curriculum.

For the season ahead, we will be looking to implement more club based courses and game leader workshop to continue the work from previous years and to reinforce key concepts to ensure we are creating a safe, fun and learning environment for our young footballers.

Off the field, the Technical Department was also busy forging partnerships with key organisations that will allow us to grow as an association and give all our footballers the best opportunities within the eastern suburbs.

Three key partnerships were finalised between ESFA, Sydney FC, University of NSW FC and Matraville Sports High by the signing of Memorandum of Understanding between the organisations. All are significant and equally important relationships, that will help assist our entire football community.

The partnership between Sydney FC will deliver various programs. We welcomed a familiar face through Alice Kriesler, who will develop and drive the following initiatives. Alice will be based in the ESFA office and will deliver the following programs: School Holiday programs, in-house School programs and Skill Training programs.



All programs will be co-branded and will be run by both Sydney FC and ESFA experienced coaches.

ESFA, in conjunction with University of NSW FC, will expand its youth football programs through a licence to participate in the Football NSW NPL 2 Youth competition for boys aged between U13 and U16. For several years, ESFA had felt the need to expand its program beyond the Skills Acquisition Program (U9-U12) to allow the players of the Eastern Suburbs an opportunity to participate in the next tier of football. The teams will play under a combined banner being, UNSW Eastern Suburbs FC and club colours will combine both organisations to truly reflect its roots. ESFA will be responsible for the implementation and management of the Youth Program including appointment of fully qualified coaches and selection of players. The partnership will align with our SAP and give local club players an opportunity to progress their football within a club they can call their own.

The final significant MOU has been signed with Matraville Sports High School. This is an important part of our community and ESFA will support the School in promoting the Talented Sports Pathway as well as assist them where necessary to deliver the program. The partnership also coincides with Sydney FC as it is one of their Academy Schools and this will allow players the opportunity to gain an education and continue their football development. In turn, the connection between the School and UNSW FC Youth Program will mean players will have a unified program to ensure both education and football are aligned.

As per previous years, football across our parks has improved again and the standard of play is increasing each year. This is credit to all clubs and their coaches for their approach in providing players an enjoyable and learning environment. Through coach education and coaching resources, players at all levels are now experiencing better structured practices.

Girls football continues on the rise and it is great to see the amount of young girls joining clubs and creating friendships. ESFA is committed to providing young girls the opportunity to enjoy the game and engage them so that they continue playing. Similar in the boys space, with the level of play increasing and the demand for programs within our area.

The ESFA Skills Acquisition Program (SAP) for both Mixed and Girls once again had a successful year under the guidance of our Program Head Coach, Joe Holt. Players developed throughout the year and received a football education that would hopefully put them in a good position to progress to the highest level for years to come.

A special mention to those players who were selected to represent our region during Football NSW State Titles and also so Sandy Zaverdinos from our SAP U12 who was selected to join the Sydney FC Academy under 13s for 2020 season. This is a credit to our coaching staff along with our Goal Keeper Coach Trinity Allen, who has worked with Sandy for several years.

Through our partnership now with Sydney FC, we are recognised as 'The' SAP licence in the Eastern Suburbs and will see our teams in 2020 have the Sydney FC badge on our playing jerseys as well as opportunities to be scouted and work with the Academy.

Finally, thank you to the ESFA staff and Board, in particular Dr. Andrew Field, for their support and

commitment to getting the several MOUs over the line and always supporting the drive to deliver quality programs for our footballers. Exciting and big things to come in 2020.



Jaime Gomez
Technical Director

MINIROOS FOOTBALL DIRECTOR

ESFA MiniRoos numbers recovered slightly from the fall in 2018. Particularly strong in the early age groups they falter slightly in the 11s which may have a knock-on effect in the Juniors in a few years' time. Whilst the 12s were strong this year, the focus for both clubs and ESFA should be on that transition stage from MiniRoos to Juniors and maintaining continuity in numbers. The pressures from other entities outside of ESFA will not lessen and clubs need to ensure we provide a consistent and enjoyable experience for all our younger players.

	2015	2016	2017	2018	2019
U5	88	140	135	78	96
U6	312	433	358	332	352
U7	420	548	570	424	541
G8	169	152	133	166	128
U8	326	504	513	353	421
G9	149	216	183	165	187
U9	307	452	472	388	388
G10	131	178	228	189	174
U10	433	390	456	401	394
G11	143	142	144	201	162
U11	381	369	381	370	354
G12	173	132	134	143	157
U12	326	339	354	291	348
Total	3358	3995	4061	3501	3702

Having lost Dale after one season, it was a baptism of fire for Chelsea who joined ESFA the first week of April. I think she coped admirably in her first year and I'm sure ESFA will benefit from her diligence and enthusiasm in the years to come. I'd like to thank Caroline for filling in preseason and helping me get the tables out. The new registration system did not deliver on its promises and many of the clubs were still inputting teams a week before the season start.

It's a frantic period for all clubs and I think we all did a good job of ensuring all the kids had games in the first weeks. We just must be patient in the first few weeks as clubs collate their numbers and withdraw/request teams.

The Gala Days for our 6s and 7s were well received and attended. The fantastic weather for all the days certainly helped. I would like to thank all the Clubs who hosted and participated. The hosting Clubs put in a lot of effort to ensure they run smoothly.

The ESFA MiniRoos program provides variety for experienced footballers and beginners. Overall the grading process, both internal to clubs and via ESFA divisions, ensures that all players find a level that suits their ability. I hope you all enjoyed the 2019 season and are looking forward to 2020.

Ian Robinson
MiniRoos Board Director

JUNIORS FOOTBALL DIRECTOR

Junior numbers were static this year. In fact, they have been relatively static for the last 8 years. However, where some age groups were strong, our 14 and 15 boys particularly, the issues we deal with on player depth came into sharp focus, when we only had 5 teams register for the 16s competition. Whilst this may be an anomaly, it is concerning that we had such a small participation rate. This was the second cohort to transfer to Sunday football at 15 and whilst the strong numbers in 15s this year do not indicate a trend, it should be monitored. Another disconcerting number, is that we only retained 64% of our 12s in 2018 to 13s in 2019. The 12 to 13 transition historically is our biggest loss, this year was no exception.

AGE	2017	2018	2019
9	99.85%	85.60%	110.79%
10	102.40%	90.08%	102.71%
11	92.43%	83.48%	87.46%
12	95.50%	82.67%	88.44%
13	73.04%	77.46%	64.75%
14	87.31%	81.40%	84.13%
15	76.06%	74.47%	91.07%
16	78.57%	83.76%	79.52%
17	54.21%	61.62%	85.45%
18	77.65%	99.14%	79.51%

There continues to be great football played at the junior level. We witnessed some exciting and hard-fought divisions and grand finals. The concentration of all the finals at Heffron provided a colourful background and I would like to thank the ESFA staff for their hard work and long days in making it a great finals experience for all the juniors. Congratulations on Pagewood 12 boys, Dunbar 13 boys and Pagewood 14 boys on reaching the quarter finals of the Champion of Champions. Pagewood 12 were particularly strong through the year, narrowly going out in the State Cup and being beaten by the eventual State Cup winners, in the Champion of Champions.

The restructure now has Chelsea looking after juniors alongside MiniRoos. This provides consistency for the Junior clubs having the same contact. I'd like to thank Caroline for assisting Chelsea through the year and managing the initial setup of the divisions.

The low numbers across some age groups and concentration of players to a small number of clubs

can lead to fractious committee meetings. Whereas a consensus is always preferable, I feel we should be looking at the ESFA staff taking more control of the makeup of age groups and their re-grading. Having consistent times is one standard, we think consistent divisional makeups should be another, with Championship divisions having 8 teams where possible.

Thank you to all those volunteers who dedicate their time and energy to promoting this wonderful game. Juniors is an area where we have a special issue on player recruitment due to the plethora of private schools in the area who play sport on the weekend. It is important that our clubs and ESFA work together to try and increase our numbers to ensure we have a strong and vibrant competition.

Ian Robinson
Acting Junior Director

JUNIORS COORDINATOR REPORT

With the Winter season well and truly over we can now look back on what was an interesting season for our Juniors and MiniRoos. With this year being my first with ESFA and starting a day before the first game of the season, I knew that this year was going to be a little bumpy. We finished of the season strongly with great football being played all round.

MINIROOS FOOTBALL

Some key statistics:

- 253 teams U8 - U12 (non-competitive)
- 23 teams U6 - U7
- 13 scheduled rounds with four extra opt-in rounds (school holidays)

One of the hiccups we encountered this year was the scheduling of school holiday rounds. We had feedback from clubs that many teams did not want to, or could not participate during the school holidays. This led to a difficult draw creation that could not be posted online (due to the draw having to be created in excel). For 2020, we will have to find a new way to tackle this issue as it is not sustainable or efficient.

Regrading was another big issue we found this year, with many teams not happy in the division they were put in, although this was the division that was nominated by their club. We tried to accommodate most regrades, but this caused more chaos than good with too many unnecessary byes being created. 2020 will have only one regrade for MiniRoos and teams will only be able to move if there is a team who can swap with

them to eliminate the possibility of excessive byes.

As with the past few seasons, we saw too many forfeits against Sunday teams. This was very disappointing for all and I hope next year Sunday teams will get to play all games that are scheduled.

On a lighter note, our Gala Days were a huge success with our final Gala Day seeing 108 U6 and U7 teams participating! This is a slight increase on our numbers last year which is good to see.

Set timeslots continue to be a big success with timeslots now also for girls matches on Sundays. This allowed for greater planning although differing timeslots depending on location is still an issue for the girls.

Thank you for the support from Ian Robinson who has continued his roll of MiniRoos Director this year. I personally would wish to thank and acknowledge the patience and understanding of Junior and MiniRoos Clubs. Your cooperation this season has been exceptional with me being new to the scene.

Thank you to the office team who welcomed me in on the very first day of the season and have guided me through my first season! A special thanks to Caroline as she led me through the season whilst also juggling her roles! Without her passionate support I would not have made it through. I look forward to seeing you all in 2020.





JUNIOR FOOTBALL

Our Juniors had a good season with not too many interruptions. Each age group had either 14 or 15 rounds with only a few washed out weekends.

This season we had many game amendments from our juniors, these must be done in an appropriate time frame in order to keep disruptions to a minimum and in accordance to Competitions Rules.

We had a few divisions with only 4 or 5 teams involved. This did not make for variety in competition and there were too many byes. We must ensure teams are graded appropriately at the start of next season to ensure we don't encounter the same issues with regrading and division size as we did this year.

Our U18 boys had a large 9 team competition however this meant that they had to play extra rounds in the school holidays and other weekends to make up the full 18 rounds. This was a challenge when HSC trial exams started with matches needing to be amended constantly. This must be taken into consideration for future U18 Competitions with amended games being played as soon as possible.

Our girls enjoyed a fun season but unfortunately due to the number of teams, we were unable to offer a second division. Our G13, G15 and G17 competitions require further growth to ensure a healthy competition,

with 8 team one division competitions and such variations in skill level, it is always hard for the team struggling at the bottom of the ladder.

Congratulations and a special mention to our Junior teams who made it through to the Quarter Finals of the 2019 FNSW Champion of Champions competition.

Pagewood Botany FC 12 Boys
Dunbar Rovers FC 13 Boys
Pagewood Botany FC 14 Boys
Queens Park FC 17 Boys

I personally would wish to thank and acknowledge the patience and understanding of Junior and MiniRoos Clubs. Your cooperation this season has been exceptional with me being new to the scene.

Thank you to the office team who welcomed me in on the very first day of the season and have guided me through my first season! A special thanks to Caroline as she led me through the season whilst also juggling her roles! Without her passionate support I would not have made it through. I look forward to seeing you all in 2020.

Chelsea Brennan
Juniors Coordinator





SENIOR FOOTBALL DIRECTOR'S REPORT

“The world as we have created it is a process of our thinking. It cannot be changed without changing our thinking.”

~ Albert Einstein

Seniors Football 2019 season has been a year of commencing short term and long-term changes and testing new approaches, strategically, structurally and operationally.

We all know, change can be hard sometimes, but nothing is as painful as staying stuck somewhere we don't want to be. There are far better things ahead than any we leave behind.

All in all, we had another successful season. We experienced a bit of disruption due to late team entries, withdrawals, few mismatched teams in certain divisions and wet weather. For the most part, all were handled efficiently. Unfortunately, some teams had to play inevitable double header games due to the significant rain fall received during the season.

WOMEN'S FOOTBALL

On a large scale, we watched the Women's World Cup which has been described as the most important in history, on changing attitudes and the drive for equality in the women's game.

Within our own competition, once again, we had another year of an incredible display of football from all our female footballers - Championship to All Age Women 5.

Congratulations to all our female participants and again for wonderful display of sportspersonship during the season, Grand Finals, ESFA Cup/Trophy, Football NSW State Cup and Champion of Champions matches.

Unfortunately, our Women Championship league reduced to 5 teams this season. But with initiatives of SFMC and our office particularly our senior's competition coordinator, Caroline, we were able to form a discussion forum/ committee on the future of our Women Championship with our clubs. Some new ideas and solutions have been worked out by this Committee and participating clubs, in hope of improving this high level league.

Also rejuvenating of our O30/35 Women is truly on the table again. We have never given up on bringing it back and planning to have further discussions with our clubs on this particular league.

MENS FOOTBALL

Saturday AA Men competition continued to be very stable. Teams competed in three divisions of 1, 3, 5 and 7 this season. Our men continue to enjoy their Saturday football. We continue to witness a high level of football in these competitions and we see no reason that Saturday football numbers will slow down. Congratulations to all our participants, Premiers and Champions.

All Age Men's Championship AA Men's Championship for 2019 saw planning commence for expanded competition and promotion and relegation. Post season decisions by the Board needed to be taken due to competition numbers for a three tier League and accordingly an 11 team PL1/2 competition will run in 2020 with continual planning to be made by SFMC and MC to ensure an expanded competition is achieved in 2021.

Sunday All Age Men We were able to successfully run 8 divisions in our AA age men Sunday Competition in 2019.

We ended up with a few 8 teams competitions, due to team withdrawals and the inevitable regrading.

Well done to all the participating teams in 2019 and congratulations to all the, Premiers and Champions in each division.

O35 and O45 Our O35 competitions (Friday nights & Sundays) went well this season - with 7 teams in championship Friday Nights and 6 teams in Division 2. The adding of the Masters Cup for Division 2 was welcomed positively.

O45s New formats and structures were introduced for our O45 competition (due to number of grading difficulties) by the SFMC after much brainstorming and several discussions, a 2 team Divisions format was initiated: Championship and Division 2. However every team played each other once for 13 games, O45s Master Cup and Trophy games were also included to ensure there was plenty of football to be played. Although the new format brought upon some uncertainty at the start, our clubs expressed positive feedback later on and during the season, enjoying the added fixtures.

Our 2019 season was a success, however, we still have lots of room to improve our competitions for 2020 and beyond. New ideas and approaches from our Football committees, sub-committees, the office and our clubs have the intention of improving all our senior competitions and hopefully creating new ones such as O55 men and O30/35 women .

Our present and future successes would not be possible without our volunteers, these special group of people are the backbone of our football community. A BIG THANK YOU to you for all that you do.

I would like to express my sincere appreciation to the SMFC Team, Adam Gwynne, Sarah Ferris and Caroline Oakes-Ash, for their continued support and assistance in everything we do for senior football. I feel very lucky to work with such a committed team - all year around, preseason, during season and postseason.

To my fellow board members, I thank you so much for volunteering to serve on the ESFA Board of Directors. As I look back on my time serving on the Board working with number of wise, experienced, enthusiastic and dedicated people, I can honestly say that, I have learned a lot from all and appreciate all past and present members of this board. I thank all of you, for your guidance, constructive productive criticisms, support, and your insights.

I look forward working with you all again next year.

Jaleh Shafie
Senior Football Director



COMPETITION COORDINATOR REPORT

2019 was a preseason, season and post season of challenges, chapters, change and changeovers!

With the departure of our MiniRoos Coordinator in January 2019 the quest to add a new employee to ESFA and change the role to Junior Football Coordinator, embracing the MiniRoos and Juniors Competition portfolios, commenced.

While this search took a significant amount of time to ensure the best candidate was employed, the consequence of same, was commencing 2019 balancing all three portfolios, to ensure the 2019 season commenced on schedule for every registered player.

Fortunately, our new Junior Football Coordinator was employed the day before season start, ensuring priority could once again be given to the Senior Competition, whilst mentoring our new Coordinator, Chelsea.

However, in April our then General Manager Aaron Dibdin, announced his resignation to embark on a new role with Football NSW. The transition period between then and his replacement on 3rd June 2019, meant some more, albeit limited through experience, interruption at ESFA headquarters.

Combined with a new registration system which appeared to not live up to its creator's promise and ensure a whole new line of frustrated registrars, the inability to print player card ID was a paramount disappointment and a creation of lack of player ID checks prior to every match. Whilst a player PDF sheet could be produced by the new system, it soon became obvious that teams were less inclined to check ID regardless of the fact it is a clear requirement of ESFA Competition Rules. We are currently working with Play Football and Football NSW, along with every other affected party throughout the State, to rectify the current player ID production.

The Louise Mazzaroli Cup was held in February 2019 with the momentum caused by this, optimistically looking to an O35 Women's Competition in 2019. This is still to come to fruition after a number of attempts to

bring back this competition, not seen since the early 2000's. To move forward with Women's football, we need to provide the correct and best competition which will require the persistence of all within the women's football community.

Senior competition football never really starts on the first weekend of the season. Preseason sanctioning of trial games went at a rapid pace from November 2018 through to April 2019! More friendlies played than in any previous preseason, placing huge burdens on the constant sourcing of grounds for our Clubs, once again proving the need for a "home of football" and football fields to be available outside of winter.

With Grand Finals held across one weekend in September, there was a great atmosphere at Heffron over the 3 parks used and as equally a loud one at Hensley.

MEN'S FOOTBALL – FRIDAY NIGHT COMPETITION

Our Friday night O35 Championship competition grew in 2019. While Barnstoneworth hoped to enter a team, there was a last-minute hurdle and with the nomination received from Lokomotiv Cove, the O35 competition became 7 teams up from a 6-team competition in 2018. Following on from 2018, there appeared to be a change in player behaviour resulting in a far less judiciary and far more football. With the State Cup offering some draw adjustments, it was pleasing to witness Dunbar move through the Football NSW State Cup final as well as being Premiers and Champions for 2019. We hope more clubs embrace the Friday night football in the O35 Championship with the goal to have an 8-team competition for 2020. The gentlemen of this competition were able to play 21 rounds of football in the season!

MEN'S FOOTBALL - SATURDAY COMPETITION

Prior to the commencement of Season and as early as February, Men's Clubs were advised of the Promotion/Relegation system to be brought in at the end of 2019 for the 2020 season for the AAM Championship competition. AAM Championship Clubs met and worked through a suitable proposal which would achieve this goal and allow for Clubs to enter from lower Divisions. These meetings were chaired by the newly formed Men's Championship Committee and both Leighton Robins and James Whiteford showed their commitment to task working



closely with myself and our Men's Chair Adam Gwynne. However, discussions with Clubs, Board and Committee post season and after addressing concerns from Clubs, has enabled an 11-team competition for 2020 in AAM Championship, in its 2019 form, albeit to be renamed Premier League.

However, before all the post season, back in 2019 pre-season, the Clubs voted the competition for 2019 remain as a ten-team competition thus negating the return of Dunbar Rovers FC to the competition after their withdrawal after season commencement in 2018. This did though allow Dunbar to enter at the AAM1 stage to work toward the promotion stage of the new adoption of 2020 ESFA Premier League Promotion and Relegation. However, in March 2019 Maroubra United advised they would be unable to field an AAM Championship squad and accordingly the ESFA Board signified their agreeance in allowing Dunbar Rovers FC to return to the AAM Championship competition as per Clubs agreement to the ten-team competition.

The somewhat contentious head to head rule passed by clubs prior to being ratified and adopted by the ESFA Board as part of the 2019 Competition Rules, ensured the last few weeks of competition became one of the tightest battles in Men's Championship history. With Coogee United seeking back to back premierships after becoming Premiers, Champions and Champions of Champions in 2018, with points being equal at the end of the season and Coogee ahead by goal difference of 1, the head to head rule crowned Dunbar Rovers as Champions. The ESFA Men's Cup was won by Coogee United as well as the Grand Final and Dunbar Rovers represented ESFA in the Champion of Champions making it through to the Quarter Finals.

Phoenix were crowned Premiers of Reserve Grade in 2019 and reversing the luck of the Irish from the previous season, capped this off as Champions for 2019!

Randwick City FC AAM Championship reached the finals of the Football NSW Bill Cullinan Cup (State Cup) and whilst did not come away victorious, should be pleased with their campaign, proving once again the standard of Men's football in the Eastern Suburbs.

The ESFA Men's Cup final between Phoenix and Coogee Men's Championship teams was history making, when Coogee United were victorious winning their third consecutive Cup! A feat not achieved prior and surpassing Maroubra United's two consecutive Cup wins in 2015 and 2016.

Queens Park Rangers became premiers of the AAM1 (Sat) competition after a convincing 2019 season, which would have resulted in promotion to Premier League for 2020 prior to further discussions. We hope they work toward entering Premier League in 2021.

Redfern Raiders AAM3 (Sat) enjoyed a highly successful season as undefeated Premiers and 2019 Champions!

Our other Saturday Men's divisions ran well especially after a regrade in Division 3. Division 5

Premiers and Champions were the only team this season to win the triple, with the ESFA Men's Trophy added to their portfolio.

The ESFA Men's Shield Final was also decided between two Saturday Competition sides, with Sydney CBD winning their first ESFA trophy since joining the Association in 2016 having grown their Club since their inaugural season.

The Men's Saturday Competition is one of strength and increasing number. A change created in 2013 as one Saturday Division became 4 in 2019. The change ultimately created the betterment and advancement of Men's football.

MEN'S FOOTBALL – SUNDAY COMPETITION

Our collective goal should be primarily to have 10 team competitions in the highest Sunday Men's Divisions. We cannot continue with the mentality of not accepting loss. It's football. Win, lose or draw. We certainly understand the laws of attraction in recruitment and retention by our Clubs however, to ensure our divisions are created for the advance of the game of football, may mean that teams advance in division, to create viable competitions and not a continuation of the same scenarios. Grading needs to be a strong focus for 2020 to ensure the growth and strength of Sunday Men's Football.

ESFA AAM1 Division was a prime example. By grading teams into this Division, we were able to offer an 8-team competition for 2019. Our goal should be to increase this to 10 teams in 2020. Whilst Coogee United dominated this competition and became undefeated Premiers by 16 points, South East Eagles were crowned Champions after an epic Grand Final of football decided on penalty shootout. When you hear the crowd at Hensley from the car park of Heffron, it means that's one heck of a display of football.

Certainly, there were challenges for those teams in the lower level of the ladder however this may be said of all divisions in not only ESFA but all amateur and professional leagues.

From AAM2 through to AAM8, with the minimum of regrading. However, teams and Clubs that have dominated the divisions should be aware that promotion to a higher grade will occur. To ensure grading is as fair to all Clubs as possible in 2020, ESFA will audit registered player names against 2019 to alleviate the continual scenario of "our best players left", prior to grading and throughout the season. To triumph in a division by double digit points, should leave no negotiation as to 2020 placement. This may mean an earlier date to be set for registration purposes.

Our aim should be to have competitive divisions in the higher grades as well as the lower grades. Continually winning one division and returning to that division and winning it again, should not be deemed as acceptable to the wider football community. Embrace a challenge and work your way up. Some clubs have

managed this exceptionally. UNSW AAM2 became 2019 premiers and have challenged themselves each season by accepting grading in a higher division.

O35 Division 2 grew in its strength albeit not in number in 2019. Coogee United once again dominated this division with teams finishing in 1st and 2nd place on the table. The B team became premiers and champions and won the inaugural Masters Cup, a competition which allowed them extra fixtures as well as an opportunity to play the top two O45 Championship teams. As a 6-team competition is viable, once again to increase this to 8 teams by the encouragement of AA teams entering past the age of 35, this competition will remain a successful innovation.

O45 Championship was full of its own complications. Success should not be punished, nor should it be ignored. It was up to the FMC to consider several options for the competition for 2019. The final makeup of teams playing each other once, before splitting for the last rounds plus the introduction of the Men's Masters Cup and Masters Trophy providing all teams with further fixtures. Most of the feedback has been positive however, with anything new, pleasing 100% of the people 100% of the time is a task that one relishes but may not always achieve!

We acknowledge the success of Pagewood O45A in becoming Championship Premiers and Champions. Pagewood also progressed as far as the Champion of Champions Semi Final. It should be noted that Pagewood were the only team to progress past the Quarter Final stage. A feat which should not be taken lightly.

We look to 2020 in the hope of securing an O55 Men's Competition, possibly in 9 v 9 form, to enable our gentlemen not quite ready for walking football, to continue their love of the game on a far less competitive platform.

“Change is the law of life. And those who look only to the past or the present are certain to miss the future.”

~ John F Kennedy

WOMEN'S FOOTBALL

Once again ESFA was able to offer 5 divisions of women's football.

However, this did come at a cost. The AAW Championship which should be the epitome of the Women's Competition and the flag ship of the Association's success in Women's Football, had five teams. The five teams played each other 5 times and had 4 byes in the mix. Fortunately, there were State Cup fixtures to play as well to ensure change of opposition, as well as the ESFA Cup.

2020 ESFA will introduce a 10 team Premier

League competition for Women (replacing the AAW Championship) as agreed at the preseason Women's Council Meeting. All divisions will contain 10 teams and 4 divisions will be therefore offered. This will be the kickoff to move the Women's competition forward at all levels. Our reputation of fielding quality female footballers should not suffer due to the fear of change. Nigel Singh and a group of representatives from Clubs met during the year, to contribute ideas and support of the top Women's grade along with the Women's Chair Sarah Ferris, and myself. ESFA as a community should not fear short term pain for long term gain. There needs to be a commitment to a 3-5 year plan to ensure that female players see ESFA as the Association to join.

Sometimes it can be said that teams become a victim of their own success with both Coogee and Dunbar dominating the competition again which often creates the “hesitance” for clubs to correctly recruit for the highest grades or even be willing to be placed into the highest grade. With Dunbar once again taking premiership rights for 2019 it is an interesting statistic that the only team to beat Dunbar once in the entire season, was Coogee. Though football can be a funny game. With Dunbar and Coogee knocked out of the Grand Final it was up to Sydney Uni and Waverley Old Boys to become Champions for 2019 with Sydney Uni taking the trophy home, proving hesitance is not an excuse.

Coogee United reached the semi final of the Football NSW State Cup which was an excellent result for ESFA women's football.

Status quo is remaining in the past and present and hoping no one becomes disgruntled and we just play in a unicorn and rainbow existence like our previous childhoods! For the sake of our Clubs in ESFA running women's football, this status quo needs to change because disgruntlement and fantasy, is the killer of community park football.

AAW2 commenced as a 10-team competition however a regrade of Sydney Uni brought the competition to 9 teams. The Top 2 teams proved their worth to move into Women's Premier League with Dunbar Rovers taking out the Premiership and Randwick City becoming Champions. With only 3 points separating 1st and 2nd place, the 25 better goal difference by the 2nd place getters, has earned them a promotion for 2020 into Women's Premier League. Maroubra United proved their consistency and will move back to the Women's top grade and test themselves further.

AAW3 was one of the best competitions in ESFA in 2019. With the top 4 teams on 36, 35, 35 and 34 points with 5th and 6th on 32 and 27 points. To have a competition of that standard and quality is exactly what should occur in every division. Coogee United took the Premiers title and after a hard fought grand final, the team equal on goal difference, Sydney Uni took out the Champions title. We look towards our clubs promoting these women and encouraging them

to continue their football paths and testing themselves on a higher platform. Lokomotiv Cove completed the season on 35 points and 3rd place, won their first ESFA Women's Trophy knockout competition final against League Premiers, Coogee. 2nd place getters Sydney Uni Gold became 2019 Champions. This is testament to the competitiveness of the League.

AAW4 almost replicated the success of the AAW3 competition. Lions FC promoted from AAW5 in 2019 became premiers and look forward to the next jump in their ESFA football career. This year the AAW4 top 4 teams were on 43, 33, 30, and 30 points with 5th, 6th and 7th, 24, 22, 19. Following the regrading of Heffron Hawks AAW4 into AAW3, this division finished with 9 teams.

AAW5 was made up of 8 teams for 2019. With Maroubra United given permission to play in the AAW5 play off rounds, albeit on the provision of not qualifying for finals, the season was one of triumph for Maccabi who finished 17 points ahead of their opposition becoming 2019 premiers, clearly placing them in AAW4 for 2020. It was pleasing to see Coogee United introduce an AAW5 team made up of beginners to football. This is the clarity required when grading teams to allow ESFA to grade correctly.

We hope and trust in our Clubs, grading in 2020 will be in accordance to competition, skill and experience, with ESFA to run a four-division competition consisting of 10 teams per division, for Senior Women as discussed at our preseason Council meeting.

The senior competition remained steady in number in 2019 with a slight increase of 185 players to the ESFA community. To maintain these numbers requires a lot of hard work from our overworked volunteers and we salute all our Clubs and their volunteers in ensuring football is played throughout the entire season. Volunteers are not just committee members, they may be the coach or the manager or that spectator who turns up every weekend and assists. There are many backbones to the Association, and it is important that volunteers are recognised and never taken for granted by their Clubs or within ESFA.

Judiciary was no worse in 2019 as in 2018. In AAM Championship with the introduction of the sin bin, there was a clear decrease in referee abuse. However, this was still too prevalent in all other senior competitions. It is imperative that Clubs consider repeat offenders when registering players.

The 2020 Competition Rules will introduce the sin bin rule to all AA Men Competitions.

It was also concerning to note an increase in coaches/managers appearing before the Judiciary for charges of match official abuse. A coach is a leader and must lead by example. Tougher penalties will come in for coaches and tougher sanctions concerning their role at both training and game. A great coach once said: "attitudes are contagious. Are yours worth catching?"

ACKNOWLEDGEMENTS

It is important to acknowledge those who have guided, assisted, encouraged or listened in 2019. Firstly, thank you to my team mates: Bill (and Aaron in the early stages of 2019), Jaime, Chelsea and Richard. The ESFA office is a tough place at times and the ability to continually work on our passion for football as well as our own thought processes, is both gratifying and at times frustrating.

Gratitude always to our committees and volunteers; Adam Gwynne, Jaleh Shafie, Sarah Ferris, Leighton Robins, James Whiteford, Nigel Singh, Julia Chernoukha (prior to leaving) and the Board of ESFA. Time is precious to everyone. Thank you to Gerry Frittmann and Ian Robinson in the Juniors and MiniRoos prior to April!

A special acknowledgement to Richard Baldwin and Roy Belcher for their continued assistance with judiciary. We require more panelists who are no longer involved with ESFA to become part of the ever-needed solution, thus ensuring there are no negative perceptions. In community football, perception is everything.

A big thank you to the Club volunteers. We understand and accept your grievances at times. We appreciate your humour and your reluctant acceptance of "no" and your appreciation of "yes". We salute your skills as leaders and we accept that each player through their club within our community, has the right to be heard. Your support is invaluable.

It is imperative as we move to 2020 that our vision not become blurred. With ESFA now showing a player pathway through its MOU with UNSW, football in the Eastern Suburbs is moving toward a long-term goal. To achieve this goal, like any other goal, requires faith and trust from MiniRoos through to Senior Competition.

The best collaborations create something bigger than the sum of what each person can create on their own.

Caroline Oakes-Ash
Competitions Coordinator



DISCIPLINARY REPORT

2019 proved to be another challenging year for the administration of the Judiciary.

Nearly all aspects of player conduct, and discipline deteriorated compared to 2018. Players were issued with red cards at an average of 1 every 7 games (7.3 in 2018). In addition, there were 38 Citations and 10 Hearing requests (average of 2 per week).

These statistics obviously have a flow on effect, challenging referee retention and recruitment and also challenging the number of volunteers needed to hear Citations and Hearings.

ESFA is grateful for the contributions of Simon Phillips, John Harris, John Clayton, Ron Ogilvie, Jaleh Shafie, Amy Singh, John Sweeney, Roy Belcher. Volunteers are always welcomed and to rely on the same with the number of hearings throughout the season is problematic for administration and all.


Contact the General Manager if willing to assist with the Judiciary Committee.

The only ray of hope in the deteriorating statistics, is the 2019 Mens Championship trialed a sin bin rule for dissent. A player receives a yellow card plus a 10-minute sin bin for dissent. All stake holders and statistics (40 percent reduction) support the introduction of this in all senior Divisions in 2020.

Thank you to Caroline for her continual commitment to the Disciplinary process.

Hoping for better news to report at the conclusion of the 2020 season.

Richard Baldwin
Disciplinary Review Committee



REFEREES COORDINATOR'S REPORT

2019 was a successful season for the referees in the Eastern Suburbs.



Level 4 Referee training courses were held in February and March with a total of 52 new junior (U18) and 14 older referees gaining their qualifications. In addition, two Level 3 Referee courses were conducted with 17 referees attending and a Level 2 (Theory) Referee course being run with 13 attending.

Two pre-season seminars were held on Sunday 17 March at the Kensington Community Centre. One seminar was dedicated to returning referees (51 attendees) with the other seminar specifically targeted at new referees (40 attendees). These were conducted by branch coach Jack Bell and myself and included technical sessions including changes to the Laws, managing the difference between dissent and foul/abusive language, temporary dismissals and game management. There were also technical sessions held at the same venue on the first Monday of each month between May and August.

The TBA process within our appointment system was conducted twice per week this season which assisted in covering additional matches. Finalising this process by 12 noon Friday allowed Clubs time to source their own referee if needed with a degree of certainty. We are looking at how we can improve this in 2020.

Timeslots for junior matches assisted us in maximising the coverage of these matches, quite often with a full team of three officials. The scheduling of senior matches through game amendments and time requests past the cut off time, should be the exception

not the norm, past the season draw publication. For example, having two matches kicking off at 9.00am and then the next two senior matches starting at 3.00pm means four referees would be needed to cover these four matches whereas two referees could cover all four matches.

Appointments are done on a weekly basis starting at 9.00am Tuesdays which is the deadline for requests for match amendments. Changes to time and/or venues after this time often means teams lose their appointed referee(s).

The implementation of temporary dismissals for dissent in both grades of the Men's Championship competition saw 51 players spend 10 minutes off the field compared to 92 cautions issued for dissent in the same competitions in 2018 - a reduction of 45%. Consideration is being given to extending the competitions in which temporary dismissals are to be used.

Unfortunately, we lost several of our best young referees between the 2018 and 2019 with many deciding not to continue refereeing as a result of the behaviour of players, coaches or parents during last season. Even during this season, we lost a number of referees due to this type of behaviour. We would not tolerate an adult yelling at a young person while at the local shots who they did not know. So why is the same behaviour acceptable when a any person puts on a referee uniform?

The referees who officiated in the ESFA Grand Finals did so in a professional manner and supported each other during the matches at Hensley Athletic Field and Heffron Park. Thank you for all the referees who assisted with the Grand Finals and supporting ESFA staff on the day.
Thank You

The technical group that we setup last season continued in 2019 and provided some coaching support to members. This group included our branch coach Jack Bell, Arthur Kringas and Anthony Kabbout. My sincere thanks to those three who assisted me during the season in so many ways.

To the various board members thank you for the time that you, as volunteers, put into this sport.

A special thank you to my fellow ESFA staff

members Bill, Caroline, Jaime and Chelsea, together with the departed Aaron, for the support and guidance through all-things ESFA.

Finally, a sincere thank you to the ESFA referees who officiated in matches during the 2019 season. Our jobs are never easy and your commitment both on and off the field usually goes unnoticed except by your colleagues. For those who may be retiring or moving away I thank you for your service.

2019 was an interesting and rewarding year and I am sure we will continue to work together as a football community to improve both the competition and refereeing standards here in the Eastern Suburbs.

Richard Beazley
Referee Coordinator



REFEREE COVERAGE STATISTICS

Coverage stats	Games	Ref Appt	Ref Cov	AR1 Appt	AR1 Cov	AR2 Appt	AR2 Cov
Junior							
2019	635	n/a	89%	n/a	68%	n/a	48%
2018	729	n/a	84%	n/a	56%	n/a	37%
2017	870	95%	79%	42%	33%	38%	29%
2016	822	93%	82%	49%	38%	31%	20%
2015	869	95%	86%	62%	48%	46%	32%
Senior							
2019	1,816	n/a	90%	n/a	26%	n/a	12%
2018	1,915	n/a	84%	n/a	25%	n/a	10%
2017	1,885	92%	84%	29%	22%	15%	11%
2016	1,674	89%	82%	25%	21%	17%	14%
2015	1,555	93%	88%	36%	30%	24%	21%
Total							
2019	2,451	n/a	90%	n/a	37%	n/a	21%
2018	2,605	n/a	84%	n/a	33%	n/a	18%
2017	2,755	93%	82%	33%	26%	22%	17%
2016	2,496	90%	82%	33%	26%	21%	16%
2015	2,424	94%	87%	45%	37%	32%	25%





MAJOR GRAND FINAL APPOINTMENTS FOR 2019

AAM Championship First Grade	
Referee	Anthony Kabbout
Assistant Referees	Sean Lacy Luca Lavigne
Fourth Official	Mark Dungey

AAW Championship	
Referee	Sean Lacy
Assistant Referees	Matt Dafkovski Daniel Chorev
Fourth Official	Amber Morris

AAM Championship Reserve Grade	
Referee	Marco Alberto
Assistant Referees	David Kolacek Denys Antonov
Fourth Official	Robert Sypher

AAM Championship Reserve Grade	
Referee	Robert Sypher
Assistant Referees	Luca Lavigne Daniel Alter
Fourth Official	Mark Dungey



2019 PREMIERS AND LEAGUE CHAMPIONS – BOYS

Competition Name	Premiers	Champion	Runner-Up
U12 Championship 2019	Pagewood Botany Orange	East's Blue	Queens Park Regals
U13 Championship 2019	Dunbar Rovers White	Dunbar Rovers White	Heffron Hawks
U13 Division 02 2019	Pagewood Botany D	Pagewood Botany D	Pagewood Botany B
U14 Championship 2019	Pagewood Botany A	Pagewood Botany A	Mascot Kings A
U14 Division 02 2019	East's	Mascot Kings B	East's
U14 Division 03 2019	Pagewood Botany E	Pagewood Botany E	Pagewood Botany D
U15 Championship 2019	Pagewood Botany A	Pagewood Botany A	Maccabi Hakoah A
U15 Division 02 2019	Glebe Wanderers	Glebe Wanderers	Mascot Kings
U16 Championship 2019	Pagewood Botany	Dunbar Rovers	Pagewood Botany
U18 Championship 2019	Heffron Hawks	Maroubra United Green	Heffron Hawks

U12 Championship

Pos	Team	P	W	D	L	FF	FG	F	A	GD	PTS
1	Pagewood Botany FC U12 Orange	15	12	1	2	0	0	57	32	25	37
2	East's FC U12 Blues	15	9	1	5	0	0	47	29	18	28
3	Queens Park FC U12 Regals	15	9	0	6	0	0	32	27	5	27
4	Heffron Hawks U12	15	7	0	8	0	0	28	33	-5	21
5	Maccabi Hakoah U12 Hawks	15	4	1	10	0	0	32	41	-9	13
6	Maroubra United U12 Lynxes	15	2	1	12	0	0	27	61	-34	7

U13 Championship

Pos	Team	P	W	D	L	FF	FG	F	A	GD	PTS
1	Dunbar Rovers FC U13 White	15	13	1	0	1	0	72	10	62	43
2	Pagewood Botany FC U13 A	15	7	3	5	0	0	57	36	21	24
3	Heffron Hawks U13	15	7	3	5	0	0	46	30	16	24
4	Maccabi Hakoah U13 A (S)	15	6	1	7	0	1	44	38	6	19
5	Dunbar Rovers FC U13 Blue	15	4	2	8	1	0	34	53	-19	17
6	Maccabi Hakoah U13 B	10	1	0	8	0	1	7	38	-31	8

U13 Division 2

Pos	Team	P	W	D	L	FF	FG	F	A	GD	PTS
7	Pagewood Botany FC U13 C	13	0	3	9	0	1	10	48	-38	3
1	Pagewood Botany FC U13 D	15	11	1	3	0	0	67	21	46	34
2	Pagewood Botany FC U13 B	10	8	2	0	0	0	44	15	29	26
3	Pagewood Botany FC U13 E	15	8	1	6	0	0	38	28	10	25
4	Maroubra United U13	15	4	3	8	0	0	26	55	-29	15
5	Mascot Kings U13	15	4	2	9	0	0	25	41	-16	14
6	Pagewood Botany FC U13 C	15	0	1	14	0	0	12	82	-70	1

U14 Championship

Pos	Team	P	W	D	L	FF	FG	F	A	GD	PTS
1	Pagewood Botany FC U14 A	13	13	0	0	0	0	72	11	61	39
2	Pagewood Botany FC U14 B	13	8	0	5	0	0	31	32	-1	24
3	Dunbar Rovers FC U14	13	6	2	5	0	0	46	32	14	20
4	Mascot Kings U14 A	13	4	3	6	0	0	26	21	5	15
5	Maroubra United U14 Silver	13	1	1	11	0	0	33	69	-36	4

U14 Division 2

Pos	Team	P	W	D	L	FF	FG	F	A	GD	PTS
1	East's FC U14	14	7	2	4	1	0	28	23	5	26
2	Mascot Kings U14 B	14	7	3	4	0	0	38	20	18	24
3	South East Eagles U14	10	7	0	3	0	0	21	17	4	24
4	Pagewood Botany FC U14 C	14	6	2	6	0	0	23	34	-11	20
5	Maccabi Hakoah U14 Amigos	14	6	1	7	0	0	34	22	12	19
6	Waverley Old Boys U14	10	4	2	3	0	1	27	26	1	17
7	Queens Park FC U14 Rangers	14	3	4	7	0	0	21	29	-8	13
8	Maccabi Hakoah U14 Eagles	10	1	2	7	0	0	11	23	-12	8

U14 Division 02

Pos	Team	P	W	D	L	FF	FG	F	A	GD	PTS
1	Heffron Hawks U14 Yellow	14	11	1	2	0	0	49	18	31	34
2	Pagewood Botany FC U14 B*	14	10	2	2	0	0	47	8	39	32
3	Mascot Kings U14	14	9	4	1	0	0	45	12	33	31
4	Maroubra United U14*	14	8	1	5	0	0	46	22	24	25

U14 Division 3

Pos	Team	P	W	D	L	FF	FG	F	A	GD	PTS
1	Pagewood Botany FC U14 E	15	11	1	3	0	0	57	26	31	34
2	Queens Park FC U14 Dragons	15	6	1	7	0	1	27	52	-25	19
3	Maroubra United U14 Red	15	4	1	10	0	0	25	72	-47	13
4	Pagewood Botany FC U14 D	15	3	1	11	0	0	24	54	-30	10

U15 Championship

Pos	Team	P	W	D	L	FF	FG	F	A	GD	PTS
1	Pagewood Botany FC U15 A	13	9	3	1	0	0	52	17	35	30
2	Dunbar Rovers FC U15	13	8	2	3	0	0	52	18	34	26
3	Maccabi Hakoah U15 A (*)	13	6	2	5	0	0	39	28	11	20
4	Pagewood Botany FC U15 B	13	3	2	8	0	0	19	43	-24	11
5	Maroubra United U15 A	13	3	1	9	0	0	20	43	-23	10

U16 Championship

Pos	Team	P	W	D	L	FF	FG	F	A	GD	PTS
1	Pagewood Botany FC U16	12	11	0	1	0	0	35	19	16	33
2	Dunbar Rovers FC U16	12	9	0	3	0	0	42	13	29	27
3	Heffron Hawks U16	12	5	1	6	0	0	30	23	7	16
4	Maccabi Hakoah U16 (*)	12	3	0	9	0	0	16	35	-19	9
5	Queens Park FC U16 Kenso Chiefs (*)	12	1	1	10	0	0	22	55	-33	4

U18 Championship

Pos	Team	P	W	D	L	FF	FG	F	A	GD	PTS
1	Heffron Hawks U18	16	9	3	0	3	1	69	17	52	39
2	Maroubra United U18 Green	16	8	4	2	1	1	53	28	25	31
3	Maccabi Hakoah U18 Blue	16	7	4	1	1	2	47	30	17	28
4	Pagewood Botany FC U18 A	16	7	3	5	1	0	49	24	25	27
5	Queens Park FC U18 Man City	16	7	4	5	0	0	33	31	2	25
6	East's FC U18	16	5	4	6	1	0	32	37	-5	22
7	Maccabi Hakoah U18 White	16	4	1	7	1	2	34	48	-14	16
8	Maroubra United U18 Yellow	16	3	1	9	0	3	14	62	-48	10
9	Pagewood Botany FC U18 B	16	0	0	15	1	0	28	82	-54	3



2019 PREMIERS AND LEAGUE CHAMPIONS – GIRLS

Competition Name	Premiers	Champion	Runner-Up
G13 Championship 2019	Queens Park Cheetahs	Queens Park Cheetahs	Pagewood Botany
G15 Championship 2019	Maroubra United Green	Maroubra United Green	Pagewood Botany
G15 Division 02 2019	Maroubra United White	Queens Park Wombats	Maroubra United White
G17 Championship 2019	Pagewood Botany A	Maroubra United G16 Green	Queens Park Barcelona
G17 Division 02 2019	Heffron Hawks	Heffron Hawks	Queens Park Jets

G13 Championship

Pos	Team	P	W	D	L	FF	FG	F	A	GD	PTS
1	Queens Park FC G13 Cheetahs	15	15	0	0	0	0	93	7	86	45
2	Pagewood Botany FC G13	15	6	4	5	0	0	27	25	2	22
3	Heffron Hawks G13	15	4	4	7	0	0	32	37	-5	16
4	Queens Park FC G13 Wildcats	15	3	6	6	0	0	24	35	-11	15
5	Maccabi Hakoah G13 Superstars	15	4	3	8	0	0	14	51	-37	15
6	Mascot Kings G13	15	3	3	9	0	0	10	45	-35	12

G15 Championship

Pos	Team	P	W	D	L	FF	FG	F	A	GD	PTS
1	Maroubra United G15 Green	14	14	0	0	0	0	101	5	96	42
2	Pagewood Botany FC G15	14	10	0	4	0	0	53	19	34	30
3	Easts FC G15 Fireflies	14	10	0	4	0	0	49	18	31	30
4	Queens Park FC G15 Waterdragons	14	9	0	5	0	0	46	32	14	27
5	Maroubra United G15 White	14	7	0	7	0	0	56	24	32	21
6	Queens Park FC G15 Redbacks	14	2	1	10	0	1	8	75	-67	7
7	Queens Park FC G15 Wombats	14	1	2	11	0	0	9	59	-50	5
8	Maroubra United G15 Yellow	14	0	1	12	1	0	9	99	-90	4

*G15 Divison 2 (split for Finals Series)

Pos	Team
1	Maroubra United G15 White
2	Queens Park G15 Redbacks
3	Queens Park G15 Wombats
4	Maroubra United G15 Yellow

*G17 Divison 2 (split for Finals Series)

Pos	Team
1	Heffron Hawks G17
2	Queens Park G17 Jets
3	Maroubra United G17 Yellow

G17 Championship

Pos	Team	P	W	D	L	FF	FG	F	A	GD	PTS
1	Pagewood Botany FC G17 A	14	10	0	2	2	0	89	10	79	36
2	Maroubra United G16 Green	14	11	2	1	0	0	70	25	45	35
3	Queens Park FC G17 Barcelona	14	8	3	3	0	0	67	28	39	27
4	Easts FC G17	14	6	4	3	1	0	54	21	33	25
5	Heffron Hawks G17	14	7	1	6	0	0	47	23	24	22
6	Queens Park FC G17 Jets	14	4	0	9	0	1	18	83	-65	12
7	Maroubra United G17 Yellow	14	2	0	12	0	0	16	76	-60	6
8	Pagewood Botany FC G17 B	14	0	0	12	0	2	1	96	-95	0



2019 PREMIERS AND LEAGUE CHAMPIONS – MEN

Competition Name	Premiers	Champion	Runner-Up
AAM Championship First Grade	Dunbar Rovers	Coogee United	Glebe Wanderers
AAM Championship Reserve Grade	Phoenix	Phoenix	Coogee United
AAM Division 01 2019	Coogee United	South East Eagles	Coogee United
AAM Division 01 (Sat) 2019	Queens Park Rangers	Dunbar Rovers	Queens Park Rangers
AAM Division 02 2019	UNSW	Coogee United A	Dunbar Rovers
AAM Division 03 2019	Maccabi Hakoah	Dunbar Rovers	Maccabi Hakoah
AAM Division 03 (Sat) 2019	Redfern Raiders	Redfern Raiders	Maroubra United Green
AAM Division 04 2019	Randwick City	Randwick City	Coogee United B
AAM Division 05 2019	Coogee United	Lokomotiv A	Coogee United
AAM Division 05 (Sat) 2019	East B	East B	Queens Park
AAM Division 06 2019	Dunbar Rovers	Dunbar Rovers	UNSW
AAM Division 07 2019	Randwick City	South East Eagles	Randwick City
AAM Division 07 (Sat) 2019	Dunbar Rovers	Dunbar Rovers	East A Green
AAM Division 08 2019	Redfern Raiders	Redfern Raiders	Maroubra United
O35 Championship	Dunbar Rovers	Dunbar Rovers	Pagewood Botany
O35 Division 02 2019	Coogee United B	Coogee United B	Coogee United C
O45 Championship	Pagewood Botany A	Pagewood Botany A	Dunbar Rovers A

Men's Championship First Grade

Pos	Team	P	W	D	L	FF	FA	F	A	GD	PTS
1	Dunbar Rovers FC MC	18	13	3	2	0	0	58	24	34	42
2	Coogee United FC MC	18	13	3	2	0	0	59	24	35	42
3	Glebe Gorillas FC MC	18	11	4	3	0	0	50	31	19	37
4	Glebe Wanderers FC MC	18	9	5	4	0	0	40	25	15	32
5	Randwick City FC MC	18	7	2	9	0	0	31	35	-4	23
6	Phoenix FC MC	18	5	7	6	0	0	29	33	-4	22
7	Sydney CBD FC MC	18	6	3	9	0	0	29	44	-15	21
8	Lokomotiv Cove FC MC	18	2	6	10	0	0	32	49	-17	12
9	Waverley Old Boys MC	18	3	2	13	0	0	27	53	-26	11
10	Pagewood Botany FC MC	18	3	1	14	0	0	25	62	-37	10

Men's Championship Reserve Grade

Pos	Team	P	W	D	L	FF	FG	F	A	GD	PTS
1	Phoenix FC MC Reserves	18	14	1	3	0	0	51	23	28	43
2	Coogee United FC MC Reserves	18	11	5	2	0	0	60	14	46	38
3	Glebe Gorillas FC MC Reserves	18	12	1	5	0	0	44	30	14	37
4	Randwick City FC MC Reserves	18	11	2	5	0	0	34	21	13	35
5	Glebe Wanderers FC MC Reserves	18	10	3	5	0	0	53	27	26	33
6	Dunbar Rovers FC MC Reserves	18	9	3	6	0	0	48	30	18	30
7	Sydney CBD FC MC Reserves	18	6	0	12	0	0	33	53	-20	18
8	Waverley Old Boys MC Reserves	18	2	4	12	0	0	22	54	-32	10
9	Lokomotiv Cove FC MC Reserves	18	2	4	12	0	0	19	51	-32	10
10	Pagewood Botany FC MC Reserves	18	1	1	16	0	0	21	82	-61	4

Men's Division 01 (Sat)

Pos	Team	P	W	D	L	FF	FG	F	A	GD	PTS
1	Queens Park FC AAM1 (Sat) Rangers	17	12	2	3	0	0	55	22	33	38
2	Dunbar Rovers FC AAM1 (Sat)	17	8	4	5	0	0	46	30	16	28
3	Glebe Gorillas FC AAM1 (Sat)	17	9	1	7	0	0	40	26	14	28
4	Maccabi Hakoah AAM1 (Sat)	17	8	3	6	0	0	26	33	-7	27
5	Sydney Uni AAM1 (Sat)	14	6	3	5	0	0	27	32	-5	21
6	South East Eagles AAM1 (Sat)	14	5	2	7	0	0	36	38	-2	17
7	Redfern Raiders AAM1 (Sat)	14	5	0	9	0	0	23	35	-12	15
8	Queens Park FC AAM1 (Sat) Lions	14	1	1	12	0	0	18	55	-37	4

Men's Division 1 Playoff (5th to 8th)

Pos	Team	P	W	D	L	FF	FG	F	A	GD	PTS
1	UNSW AAM1	17	7	3	7	0	0	45	42	3	24
2	Dunbar Rovers FC AAM1 B	17	4	4	9	0	0	29	45	-16	16
3	Heffron Hawks AAM1	17	5	1	10	0	1	31	48	-17	16
4	Waverley Old Boys AAM1	17	1	4	12	0	0	23	61	-38	7

Men's Division 3 (Sat)

Pos	Team	P	W	D	L	FF	FG	F	A	GD	PTS
1	Redfern Raiders AAM3 (Sat)	16	11	5	0	0	0	45	17	28	38
2	East FC AAM3 (Sat) Black	16	7	4	5	0	0	26	20	6	25
3	Maroubra United AAM3 (Sat) Green	16	8	1	7	0	0	34	29	5	25
4	Queens Park FC AAM3 (Sat)	16	7	3	6	0	0	40	35	5	24
5	East FC AAM3 (Sat) Blue	13	6	1	6	0	0	31	24	7	19
6	Sydney CBD FC AAM3 (Sat)	13	4	3	6	0	0	20	29	-9	15
7	Maroubra United AAM3 (Sat) Gold	13	3	1	9	0	0	34	41	-7	10
8	Sydney Uni AAM3 (Sat)	7	0	0	7	0	0	11	46	-35	0

Men's Division 3 (Sat) Playoff (5th to 7th)

Pos	Team	P	W	D	L	FF	FG	F	A	GD	PTS
1	East FC AAM3 (Sat) Blue	17	8	1	8	0	0	37	29	8	25
2	Sydney CBD FC AAM3 (Sat)	17	6	3	7	1	0	28	33	-5	24
3	Maroubra United AAM3 (Sat) Gold	17	4	1	11	0	1	38	47	-9	13

Men's Division 5 (Sat)

Pos	Team	P	W	D	L	FF	FG	F	A	GD	PTS
1	Easts FC AAM5 (Sat) B	17	12	3	2	0	0	63	27	36	39
2	Queens Park FC AAM5 (Sat)	17	10	2	5	0	0	43	30	13	32
3	Sydney CBD FC AAM5 (Sat)	17	8	4	5	0	0	44	31	13	28
4	Maroubra United AAM5 (Sat) Gold	17	8	3	6	0	0	59	46	13	27
5	Easts FC AAM5 (Sat) A Red	17	7	5	5	0	0	36	40	-4	26
6	UNSW AAM5 (Sat) Alan	17	7	2	8	0	0	33	33	0	23
7	Sydney Uni AAM3 (Sat)	17	5	3	9	0	0	34	50	-16	18
8	UNSW AAM5 (Sat) Bees	17	4	5	8	0	0	30	35	-5	17
9	Maroubra United AAM5 (Sat) Green	17	4	4	9	0	0	28	59	-31	16
10	UNSW AAM5 (Sat) Classic	17	4	2	11	0	0	34	50	-16	14

Men's Division 7 (Sat)

Pos	Team	P	W	D	L	FF	FG	F	A	GD	PTS
1	Dunbar Rovers FC AAM7 (Sat)	17	13	1	3	0	0	64	23	41	40
2	UNSW AAM7 (Sat) Blazers	17	11	3	3	0	0	54	32	22	36
3	Easts FC AAM7 (Sat) A Green	17	8	2	7	0	0	29	22	7	26
4	Easts FC AAM7 (Sat) B	17	6	4	7	0	0	31	36	-5	22
5	Sydney Uni AAM7 (Sat) A	14	5	4	5	0	0	35	29	6	19
6	Sydney Uni AAM7 (Sat) B	14	5	1	8	0	0	33	42	-9	16
7	Lokomotiv Cove FC AAM7 (Sat)	14	5	1	8	0	0	20	33	-13	16
8	Sydney CBD FC AAM7 (Sat)	14	1	0	13	0	0	11	60	-49	3

Men's Division 7 (Sat) Playoff (5th to 8th)

Pos	Team	P	W	D	L	FF	FG	F	A	GD	PTS
1	Sydney Uni AAM7 (Sat) B	17	7	2	8	0	0	42	45	-3	23
2	Sydney Uni AAM7 (Sat) A	17	6	5	6	0	0	40	34	6	23
3	Lokomotiv Cove FC AAM7 (Sat)	17	7	1	9	0	0	29	39	-10	22
4	Sydney CBD FC AAM7 (Sat)	17	1	0	16	0	0	13	71	-58	3

Men's Division 1

Pos	Team	P	W	D	L	FF	FG	F	A	GD	PTS
1	Coogee United FC AAM1	17	14	3	0	0	0	59	19	40	45
2	South East Eagles AAM1	17	9	2	6	0	0	42	34	8	29
3	Dunbar Rovers FC AAM1 A	17	7	4	5	1	0	45	33	12	28
4	Barnstoneworth United FC AAM1	17	8	3	6	0	0	54	43	11	27
5	UNSW AAM1	14	5	3	6	0	0	32	36	-4	18
6	Heffron Hawks AAM1	14	4	1	8	0	1	23	37	-14	13
7	Dunbar Rovers FC AAM1 B	14	3	3	8	0	0	25	38	-13	12
8	Waverley Old Boys AAM1	14	0	3	11	0	0	16	53	-37	3

Men's Division 1 Playoff (5th to 8th)

Pos	Team	P	W	D	L	FF	FG	F	A	GD	PTS
1	UNSW AAM1	17	7	3	7	0	0	45	42	3	24
2	Dunbar Rovers FC AAM1 B	17	4	4	9	0	0	29	45	-16	16
3	Heffron Hawks AAM1	17	5	1	10	0	1	31	48	-17	16
4	Waverley Old Boys AAM1	17	1	4	12	0	0	23	61	-38	7

Men's Division 2

Pos	Team	P	W	D	L	FF	FG	F	A	GD	PTS
1	UNSW AAM2	17	11	3	2	1	0	48	17	31	39
2	Coogee United FC AAM2 A	17	9	3	4	1	0	46	27	19	33
3	Maccabi Hakoah AAM2	17	8	2	6	0	1	29	23	6	26
4	Dunbar Rovers FC AAM2	17	7	2	8	0	0	33	38	-5	23
5	Coogee United FC AAM2 B	14	4	4	6	0	0	16	32	-16	16
6	Waverley Old Boys AAM2	14	4	2	8	0	0	20	23	-3	14
7	Barnstoneworth United FC AAM2	14	3	5	5	0	1	12	21	-9	14
8	Queens Park FC AAM2	14	2	3	9	0	0	18	35	-17	9

Men's Division 2 Playoff (5th to 8th)

Pos	Team	P	W	D	L	FF	FG	F	A	GD	PTS
1	Barnstoneworth United FC AAM2	17	6	5	5	0	1	19	23	-4	23
2	Coogee United FC AAM2 B	17	6	4	7	0	0	21	35	-14	22
3	Waverley Old Boys AAM2	17	5	2	10	0	0	27	28	-1	17
4	Queens Park FC AAM2	17	2	3	12	0	0	19	45	-26	9

Men's Division 3

Pos	Team	P	W	D	L	FF	FG	F	A	GD	PTS
1	Maccabi Hakoah AAM3	17	13	3	1	0	0	65	23	42	42
2	Redfern Raiders AAM3	17	11	3	2	1	0	61	39	22	39
3	Dunbar Rovers FC AAM3	17	8	4	5	0	0	47	37	10	28
4	Queens Park FC AAM3	17	7	1	9	0	0	34	42	-8	22
5	Coogee United FC AAM3	14	5	1	8	0	0	20	25	-5	16
6	Waverley Old Boys AAM3 (U21)	14	4	3	7	0	0	31	28	3	15
7	Heffron Hawks AAM3 (U21)	14	4	0	9	0	1	25	53	-28	12
8	UNSW AAM3	14	1	1	12	0	0	15	48	-33	4

Men's Division 3 Playoff (5th to 8th)

Pos	Team	P	W	D	L	FF	FG	F	A	GD	PTS
1	Coogee United FC AAM3	17	7	1	9	0	0	27	28	-1	22
2	Waverley Old Boys AAM3 (U21)	17	5	3	9	0	0	37	36	1	18
3	Heffron Hawks AAM3 (U21)	17	6	0	10	0	1	34	60	-26	18
4	UNSW AAM3	17	2	1	13	0	0	18	51	-33	7

Men's Division 4

Pos	Team	P	W	D	L	FF	FG	F	A	GD	PTS
1	Randwick City FC AAM4	18	13	1	4	0	0	50	27	23	40
2	Coogee United FC AAM4 B	18	11	1	5	1	0	52	26	26	37
3	Queens Park FC AAM4	18	11	4	3	0	0	61	36	25	37
4	Heffron Hawks AAM4	18	9	3	6	0	0	38	32	6	30
5	UNSW AAM4 B	18	9	2	7	0	0	37	42	-5	29
6	Easts FC AAM4	18	5	4	7	1	1	34	28	6	22
7	Lokomotiv Cove FC AAM4	18	7	1	10	0	0	38	41	-3	22
8	Mascot Kings AAM4	18	5	2	10	1	0	38	55	-17	20
9	UNSW AAM4 A	18	3	3	11	0	1	25	51	-26	12
10	Coogee United FC AAM4 A	18	3	1	13	0	1	29	55	-26	10

Men's Division 5

Pos	Team	P	W	D	L	FF	FG	F	A	GD	PTS
1	Coogee United FC AAM5	17	11	2	3	1	0	62	26	36	38
2	Lokomotiv Cove FC AAM5 A	17	12	0	5	0	0	60	27	33	36
3	Lions FC AAM5	17	8	3	3	3	0	37	18	19	36
4	Lokomotiv Cove FC AAM5 B	17	8	2	6	1	0	40	36	4	29
5	Queens Park FC AAM5 A	17	9	2	6	0	0	49	27	22	29
6	Glebe Wanderers FC AAM5	17	6	2	9	0	0	35	38	-3	20
7	Heffron Hawks AAM5	17	4	4	6	0	3	27	31	-4	16
8	Waverley Old Boys AAM5	17	4	3	10	0	0	37	45	-8	15
9	Queens Park FC AAM5 B	17	3	0	12	2	0	29	67	-38	15
10	Sydney Uni AAM3	17	3	3	7	0	4	18	51	-33	12

Men's Division 6

Pos	Team	P	W	D	L	FF	FG	F	A	GD	PTS
1	Dunbar Rovers FC AAM6	16	13	1	1	1	0	82	12	70	43
2	UNSW AAM6	16	8	4	4	0	0	46	38	8	28
3	Queens Park FC AAM6	16	7	3	5	1	0	38	23	15	27
4	Sydney Uni AAM6	16	6	4	4	1	1	40	30	10	25
5	Maroubra United AAM6	16	7	1	8	0	0	35	42	-7	22
6	South East Eagles AAM6	16	6	3	7	0	0	32	47	-15	21
7	Heffron Hawks AAM6	16	5	4	6	0	1	35	36	-1	19
8	Lions FC AAM6	16	4	1	10	1	0	27	51	-24	16
9	Kytherians AAM6	16	0	3	11	0	2	10	54	-44	3

Men's Division 7

Pos	Team	P	W	D	L	FF	FG	F	A	GD	PTS
1	Randwick City FC AAM7	17	14	0	3	0	0	56	29	27	42
2	Waverley Old Boys AAM7	17	9	5	3	0	0	43	30	13	32
3	South East Eagles AAM7	17	9	3	5	0	0	38	25	13	30
4	Queens Park FC AAM7	17	7	4	6	0	0	34	31	3	25
5	Heffron Hawks AAM7	14	6	2	6	0	0	26	28	-2	20
6	Pagewood Botany FC AAM7	14	2	5	7	0	0	22	35	-13	11
7	Dunbar Rovers FC AAM7	14	2	2	10	0	0	27	37	-10	8
8	Lokomotiv Cove FC AAM7	14	1	3	10	0	0	20	51	-31	6

Men's Division 7 Playoff (5th to 8th)

Pos	Team	P	W	D	L	FF	FG	F	A	GD	PTS
1	Heffron Hawks AAM7	16	8	2	6	0	0	39	35	4	26
2	Pagewood Botany FC AAM7	17	3	6	8	0	0	33	46	-13	15
3	Dunbar Rovers FC AAM7	17	3	3	11	0	0	37	49	-12	12
4	Lokomotiv Cove FC AAM7	17	2	10	5	0	0	32	66	-34	7

Men's Division 8

Pos	Team	P	W	D	L	FF	FG	F	A	GD	PTS
1	Redfern Raiders AAM8	19	14	2	3	0	0	69	21	48	44
2	Maroubra United AAM8	19	12	4	3	0	0	46	26	20	40
3	Pagewood Botany FC AAM8	19	10	1	6	2	0	50	29	21	37
4	Heffron Hawks AAM8	19	7	2	6	3	1	34	31	3	32
5	South East Eagles AAM8	19	8	3	7	0	1	42	38	4	27
6	Lokomotiv Cove FC AAM8 B	19	8	3	8	0	0	33	30	3	27
7	Dunbar Rovers FC AAM8	19	8	2	9	0	0	36	33	3	26
8	Lokomotiv Cove FC AAM8 A	19	6	4	8	0	1	62	57	5	22
9	Maroubra United AAM7	19	7	1	10	0	1	36	53	-17	22
10	Waverley Old Boys AAM8	19	6	3	9	0	1	37	46	-9	21
11	UNSW AAM8	19	1	2	16	0	0	26	85	-59	5

035 Championship

Pos	Team	P	W	D	L	FF	FG	F	A	GD	PTS
1	Dunbar Rovers FC O35 A	18	12	4	1	1	0	72	17	55	43
2	Pagewood Botany FC O35	18	12	2	3	1	0	73	25	48	41
3	Glebe Wanderers FC O35	18	10	1	5	1	1	32	20	12	34
4	UNSW O35	18	7	3	8	0	0	46	44	2	24
5	Coogee United FC O35 A	18	5	4	8	0	1	42	43	-1	19
6	Lokomotiv Cove FC O35	18	3	2	13	0	0	22	60	-38	11
7	Mascot Kings O35	18	2	2	13	0	1	20	89	-69	8

035 Division 2

Pos	Team	P	W	D	L	FF	FG	F	A	GD	PTS
1	Coogee United FC O35 B	15	14	0	0	1	0	44	10	34	45
2	Coogee United FC O35 C	15	8	1	4	1	1	33	24	9	28
3	Waverley Old Boys O35	15	7	2	6	0	0	35	31	4	23
4	Dunbar Rovers FC O35 B	15	4	4	7	0	0	23	31	-8	16
5	Queens Park FC O35	15	3	2	9	0	1	26	35	-9	11
6	Maroubra United O35	15	2	1	12	0	0	19	43	-24	7

045 Championship (separated at finals to div 2)

Pos	Team	P	W	D	L	FF	FG	F	A	GD	PTS
1	Pagewood Botany FC O45 A CHAMP	13	11	0	0	2	0	64	8	56	39
2	Dunbar Rovers FC O45 A CHAMP	13	11	0	1	1	0	81	16	65	36
3	Pagewood Botany FC O45 B CHAMP	13	8	0	4	1	0	33	19	14	27
4	Coogee United FC O45 DIV2	13	8	0	5	0	0	30	34	-4	24
5	Maroubra United O45 Green CHAMP	13	6	2	3	1	1	42	20	22	23
6	Mascot Kings O45 CHAMP	13	6	2	4	1	0	37	28	9	23
7	Redfern Raiders O45 CHAMP	13	5	3	5	0	0	20	31	-11	18
8	East FC O45 CHAMP	13	5	2	6	0	0	29	30	-1	17
9	Dunbar Rovers FC O45 B DIV2	13	5	2	5	0	1	20	30	-10	17
10	Maccabi Hakoah O45 CHAMP	13	3	2	6	0	2	19	38	-19	11
11	Queens Park FC O45 DIV2	13	3	1	8	0	1	35	35	0	10
12	Lokomotiv Cove FC O45 DIV2	13	2	2	8	0	1	8	31	-23	8
13	Randwick City FC O45 DIV2	13	2	1	10	0	0	13	53	-40	7
14	Maroubra United O45 Gold DIV2	13	1	1	11	0	0	6	46	-40	4

2019 PREMIERS AND LEAGUE CHAMPIONS – WOMEN

Competition Name	Premiers	Champion	Runner-Up
AAW Division 02 2019	Dunbar Rovers	Randwick City	Dunbar Rovers
AAW Division 03 2019	Coogee United	Sydney Uni Gold	Coogee United
AAW Division 04 2019	Lions	Lions	Queens Park
AAW Division 05 2019	Maccabi Hakoah	South East Eagles	Maccabi Hakoah

Womens Championship

Pos	Team	P	W	D	L	FF	FG	F	A	GD	PTS
1	Dunbar Rovers FC AAW Championship	16	11	3	1	1	0	38	8	30	39
2	Coogee United FC AAW Championship	16	9	2	4	1	0	42	14	28	32
3	Waverley Old Boys AAW Championship	16	6	3	7	0	0	21	34	-13	21
4	Sydney Uni AAW Championship	16	3	6	6	0	1	11	19	-8	15
5	UNSW AAW Championship	16	1	2	12	0	1	8	39	-31	5

Women's Division 2

Pos	Team	P	W	D	L	FF	FG	F	A	GD	PTS
1	Dunbar Rovers FC AAW2	16	14	1	0	1	0	48	8	40	46
2	Randwick City FC AAW2 A	16	13	1	1	1	0	69	4	65	43
3	Coogee United FC AAW2	16	10	1	5	0	0	34	25	9	31
4	Maroubra United AAW2	16	9	0	7	0	0	35	22	13	27
5	Waverley Old Boys AAW2	16	6	2	8	0	0	31	33	-2	20
6	Maccabi Hakoah AAW2	16	6	2	8	0	0	22	39	-17	20
7	Pagewood Botany FC AAW2	16	3	2	11	0	0	25	44	-19	11
8	Randwick City FC AAW2 B	16	2	3	9	0	2	17	32	-15	9
9	UNSW AAW2	16	1	0	15	0	0	8	76	-68	3

Women's Division 3

Pos	Team	P	W	D	L	FF	FG	F	A	GD	PTS
1	Coogee United FC AAW3	17	9	3	3	2	0	53	16	37	36
2	Sydney Uni AAW3 Gold	17	9	5	2	1	0	52	15	37	35
3	Lokomotiv Cove FC AAW3	17	11	2	4	0	0	49	24	25	35
4	Queens Park FC AAW3	17	9	4	3	1	0	56	19	37	34
5	East's FC AAW3	17	9	5	3	0	0	67	23	44	32
6	Heffron Hawks AAW4	17	8	3	5	0	1	41	28	13	27
7	Dunbar Rovers FC AAW3	17	6	3	8	0	0	20	18	2	21
8	Pagewood Botany FC AAW3	17	2	2	11	2	0	19	58	-39	14
9	UNSW AAW3	17	2	0	14	0	1	12	86	-74	6
10	Sydney Uni AAW3 Blue	16	0	1	12	0	3	6	59	-53	1

Women's Division 4

Pos	Team	P	W	D	L	FF	FG	F	A	GD	PTS
1	Lions FC AAW4	17	8	4	3	2	0	53	27	26	34
2	Queens Park FC AAW4	17	9	3	4	1	0	48	29	19	33
3	Coogee United FC AAW4	17	8	6	3	0	0	41	22	19	30
4	Randwick City FC AAW4	17	8	3	5	1	0	40	21	19	30
5	Lokomotiv Cove FC AAW4	17	6	3	7	1	0	43	43	0	24
6	South East Eagles AAW4	17	7	1	8	0	1	30	54	-24	22
7	Mascot Kings AAW4	17	5	4	7	0	1	24	33	-9	19
8	Waverley Old Boys AAW4	17	1	5	11	0	0	14	35	-21	8
9	Maroubra United AAW4	17	0	2	12	0	3	6	65	-59	2
10	Heffron Hawks AAW4	9	8	1	0	0	0	50	5	45	0

Women's Division 5

Pos	Team	P	W	D	L	FF	FG	F	A	GD	PTS
1	Maccabi Hakoah AAW5	17	14	3	0	0	0	43	9	34	45
2	South East Eagles AAW5	17	9	2	5	1	0	34	16	18	32
3	Queens Park FC AAW5	17	9	4	4	0	0	36	16	20	31
4	East FC AAW5	17	4	4	7	2	0	28	22	6	22
5	Dunbar Rovers FC AAW5	14	5	1	6	1	1	14	31	-17	19
6	UNSW AAW5	14	3	3	7	1	0	14	19	-5	15
7	Reddam House AAW5	14	3	0	6	0	5	19	26	-7	9
8	Coogee United FC AAW5	14	0	1	12	1	0	8	39	-31	4

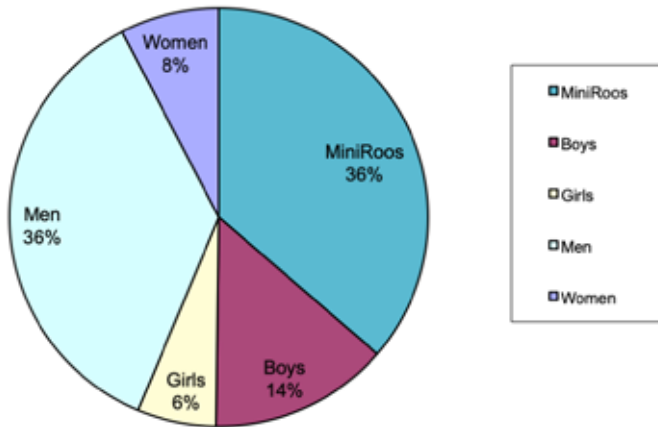
Women's Division 5 Playoff (5 to 8)

Pos	Team	P	W	D	L	FF	FG	F	A	GD	PTS
1	Dunbar Rovers FC AAW5	18	6	2	8	1	1	21	40	-19	23
2	UNSW AAW5	18	5	4	8	1	0	23	26	-3	22
3	Reddam House AAW5	18	4	2	6	0	6	25	31	-6	14
4	Maroubra United AAW4	4	2	2	0	0	0	10	3	7	8
5	Coogee United FC AAW5	18	0	1	15	2	0	13	49	-36	7

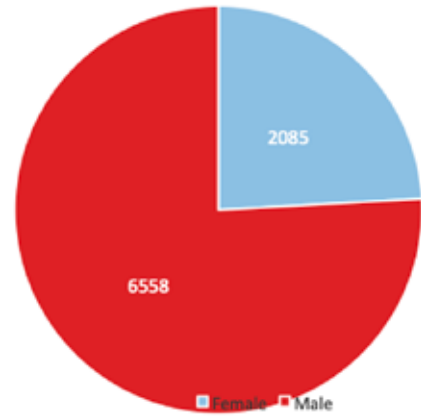


ASSOCIATION STATISTICS

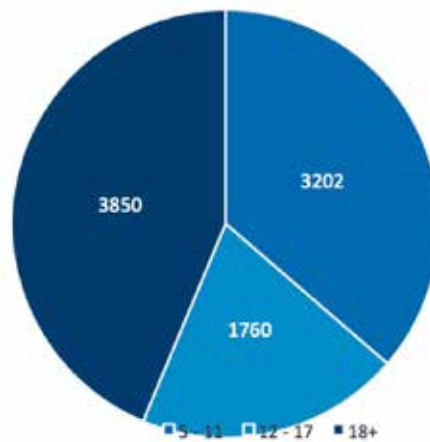
PARTICIPATION BY LEAGUE COUNCIL 2019



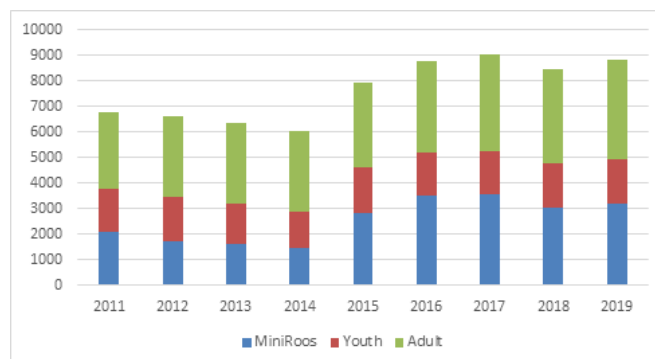
PARTICIPATION BY GENDER



PARTICIPATION BY AGE CATEGORY

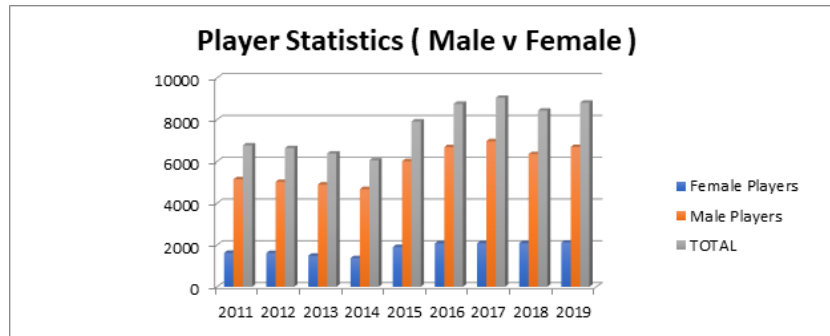


PARTICIPATION BY SEASON



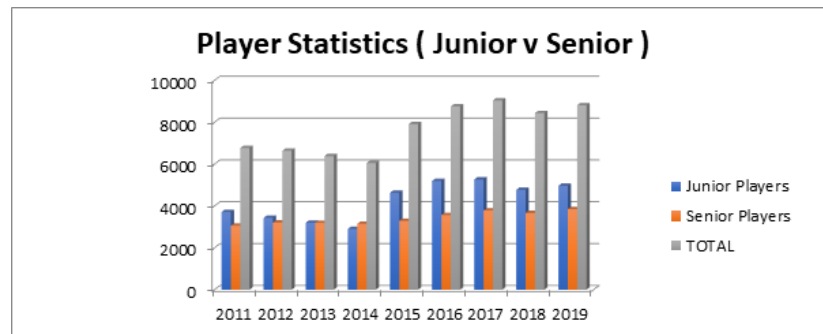
PLAYER STATISTICS

MALE VS FEMALE



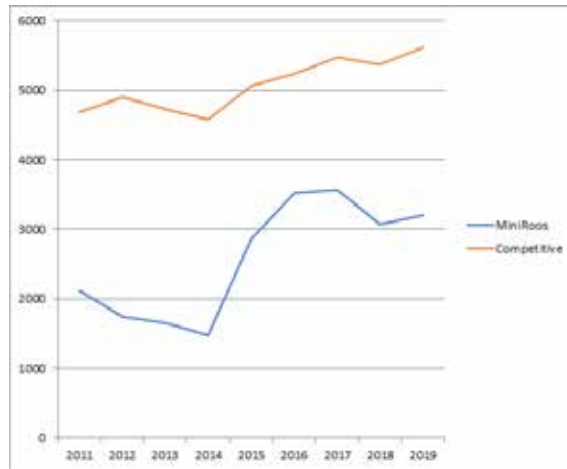
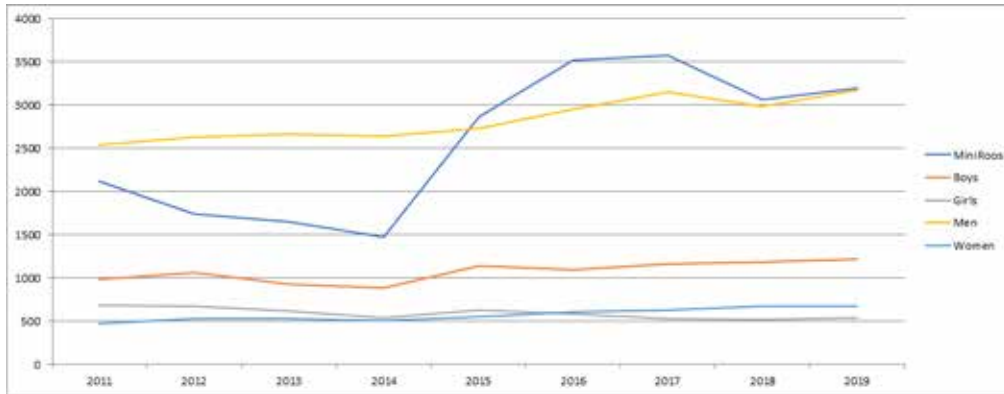
PLAYER STATISTICS

JUNIOR VS SENIOR



PARTICIPANTS

2011 TO 2019





**EASTERN SUBURBS
FOOTBALL ASSOCIATION**

The Board and staff of the Eastern Suburbs Football Association wish to thank our various and valuable partners for their support in developing the world game in the Eastern Suburbs.

Principal Partner:

JAZZRIGHT

PRODUCTION SERVICES

Partners:

**Deploy Football
 Sydney FC, Ultra Football,
 NumberWorks'nWords Eastgardens**

Special Thanks:

Randwick City Council, Centennial Park and Moore Park Trust, Bayside Council, Municipality of Woollahra, Waverley Municipal Council, City of Sydney Council, Sydney FC, Mayor Randwick Council Danny Said

Photo Contributors:

Caroline Oakes-Ash, Waverley Old Boys, Dunbar Rovers, Mascot Kings, Coogee United, Football NSW, Queens Park, Easts, Maroubra United, Maccabi, Glebe Wanderers, Maroubra United, Football NSW, Pagewood Botany, Sydney CBD, Glebe Gorillas, Phoenix, Randwick City, AH Imagery, Jaime Gomez, sixtysixjay, Mascot Kings, UNSW, Sydney Uni, Redfern Raiders, Barnstoneworth, Jaleh Shafie, Deanne Parker and Theo Panagopoulos Photo Thinking - Cover Photo.