

Eastern Suburbs Soccer Football Association Inc.



Annual Report & Financial Statements

Year end 30th September 2005

ABN 92 759 968 542

www.essfa.com



**Notice of meeting
Eastern Suburbs Soccer Football Association Inc.
Annual General Meeting
Monday 28 November 2005**

Notice is hereby given of the Annual General Meeting of members of the Eastern Suburbs Soccer Football Association Inc.

Time: 7pm

Venue: 'The Colonial Room'
Coogee Randwick RSL Club
Cnr Carr & Byron Sts Coogee

Business:

- a) Apologies.
- b) Adoption of minutes of the ESSFA 2004 Annual General Meeting.
- c) Receive and adopt the Annual Report of committees and officials upon the activities of the Association during the preceding year.
- d) Presentation and adoption of the 2004/2005 Financial Statements
- e) Election of Life Members (if any)
- f) Election of Office Bearers
- g) Consideration of any motion of which due notice has been given

28th October 2005.

Mark Louis

Secretary

Eastern Suburbs Soccer Football Association Inc.



Table of Contents

2005 Office Bearers.....	1
Life Members.....	2
Hall of Fame.....	2
Special Service Awards.....	2
Presidents Message.....	3
Vice President's Message.....	5
Operations Manager's Report.....	6
Treasurer's Report.....	8
Financial Report for the Year Ended 30 th September 2005.....	9
Junior League Report	26
Junior League Tables	28
Junior League Competition Winners and Grand Final Winners.....	31
Women's League Report.....	32
Women's League Tables.....	34
Women's League Competition Winners and Grand Final Winners.....	36
Senior League Report.....	37
Senior League Tables.....	38
Senior League Competition Winners and Grand Final Winners.....	41
ESSFA Status Report.....	42

2005 Office Bearers



President	Roy Belcher
Vice President	Alan Chow
Treasurer	Vacant
Director, Junior Soccer	Sean Fenton
Director, Senior Soccer	Tony Pengue
Director, Women's Soccer	Jodie Camden

Office Staff

Operations Manager	Mark Louis
Administrator	Liz Terry
U/12 Metro League Coach	Tony Musumeci
U/11 Metro League Coach	Graeme Booth
Youth League Convenor	Tom Adam



Life Members

Paul Mavromatis
Wally Holzer
John Velthuys
Joe Zammit
Ted Simmons

Hall of Fame

Andrew Field (player/administrator/coach)
John Reid (administrator/coach)
Pam Chow (administrator)
Mick Vasin (player/administrator)
John Nesbit (administrator)
Charlie Davidson (coach)

Special Service Awards

Wally Holzer
Steve Crowe-Mai
Richie Hrovart
David Lewis
Brian Engel
Brian Flatley
Ron Hoenig
Ted Simons
George Lundy

Sponsors



President's Message

It has been another year of growth in the number of players and teams playing in the eastern suburbs and we are continually going forward as a sport. I would say that we are now very well supported within the political arena but a lot more can still be done.

We have had another good stable year within the board and I think that shows up in the financial report, the growth of the office, the finalisation of our constitution, new competitions and another successful year on the fields.

I would like to thank Alan Chow for his simply wonderful words of wisdom, just a great leader to have around. To Sean Fenton for his great football knowledge and youthful energy, thanks Sean and although Tony was absent from the Board meetings this year, the seniors competition was again well run. Thank you Tony! A thank you also to Jodie Camden, our first Women's Director, who has taken the ladies competition to new great heights and has always given the Board a great deal of her time and administration knowledge. We are so lucky to have such a wonderful bunch of experienced people running our organisation. I, for one, have the greatest respect for every one of them. Thank you all for your support during the year. We may not have always agreed but have always pulled the cart in the right direction!

At this stage I must congratulate Mark Louis and Liz Terry for their wonderful administration. A lot of which we achieved this, their first year was through their energy and professionalism. We are so blessed with their input and we all have great confidence in their ability and therefore it gives me great pleasure to announce the promotion of Mark to the role of CEO and Liz to the role of Operations Manager. Mark will spend more time building the business side and Liz will take over all the football operations. Congratulations to you both, you deserve it for a job well done.

We have had a solid year at the judiciary thanks to David Lewis and his team, Brian Flatley and Roger Engel. It is the hardest job that we have in our sport and these guys have given ESSFA a solid platform for the coming years. Thank you also to David for his work in writing the Judiciary and Appeals manual.

To Ron Hoenig, George Lundy, Ted Simons and Simon Phillips at the Appeals, Thank you. To Ron, I give my personal thanks for your help and guidance in some sticky situations this year.

To Glen and his team at the ESSRA, thank you. Although we do not always agree, we have worked through various challenges this year for the betterment of the game.

So, in 2005 we have made some more significant breakthroughs and still we have some more to make. But we are nearly there and the next 2 years will put the ESSFA way ahead of any Association in NSW.

I thank each and every one of you, not only for the time and understanding that you give the Association but the same with energy you give to your clubs. Without that, there is no Association.

Have a great break and I look forward to seeing you again in 2006.

Roy Belcher
President

Vice President's Message

The overview of 2005 is encouraging in many respects and is typified by the successful conduct of the semi final and grand final rounds at Hensley Field.

This location itself is a hallmark of change. A successful management effort between the ESSFA (represented by Sean) and Little Athletics with the Council of the City of Botany structuring this management team and overseeing its general direction. This aside from the capital investment from Botany Bay Council.

It is a symbol of the ESSFA's moving forward from a 'nomadic and park soccer base' that has been the character of our organization for most of our memories.

In saying and 'seeing' this, what is moving forward and the future?

Let us begin with a likely agreement that, the organization before the change movement was structurally incapable of meeting the needs of its members or community.

The population size and gender of the membership, the regulatory environment (both legislation and parent bodies) and competition with other similar organizations are markedly different from the time of the origin of the 'Association'.

It is fair to say that we have not adapted enough to these changes to assure ourselves a future in the soccer community.

This is the harsh critique of what the core of the current Executive believed the organization was (is) facing. The perspective itself was important; to know where you are and, therefore, understand what needs to be done.

Since then,

2004 was very much a year of stemming the tide and an evaluation year. To revisit this we should recall the effort and contribution of past Executive members Tony Carmody and Richard Hrovat and that of Sandra Stavrou. They were perhaps the casualties of this initial effort for reform.

The 2004 experience was not lost on the Executive that remained and 2005 has been characterised by the service contributions of professional employees in Mark Louis and Liz Terry. Personally it reminded me of a 'prophetic' piece of advice from the Mayor of Botany that we would never move forward with a volunteer only support base without professionals.

The outcome of this 'one step forward' has been, for the Executive, to have time to consider more deliberately the next steps in the restructure.

Vice President's Message

The other outcome more apparent to members has been better communications and the consistency of application of policy and rules.

The operational reports are covered by other Executive members and staff members and a quick scan will show no shortage of conviction and effort. The 'flesh' of the work and aspirations are within those reports

In this regard and of 2005

Jodie Camden's achievements with the Girls/ Womens' competitions, Roy Belcher's continued focus (work and vision) on the 'future' organization, Sean Fenton's ability to provide the hard frame to the ESSFA operations as well participate in management structures (SUEL and Hensley) and the impact of Mark Louis and Liz Terry on the management and operations of the ESSFA

These are the keynote features.

Add to this,

David Lewis' leadership with the Judiciary process (our thanks also to Roger Engel, Brian Flatley)

The Appeals Committee's clear processes continued in 2005 under Ron Hoenig which was already an early change success by 2004. (our thanks also to Simon Phillips, Ted Simmons, George Lundy)

Finally (almost)

Bottom line of this report is the bottom line. It has been a business approach from Day 1 of 2004. Financial viability is a necessary given for any organization that has any claims to being an 'ongoing concern' and the Executive invests a substantial amount of time in reviewing the cost structure and revenue opportunities and the results are evident

My last comment is less comforting. In my general interactions, particularly in the last two years with the Executive, I have found within our membership and within the ESSRA membership there is still a substantial inertia to change. This inertia in itself is not unique to us as organizations and common to all of us as individuals.

Having said this, I intuitively suspect that our attitudes are not keeping pace with our need for change. There is still a clear indication that we have too much historical 'baggage' among members (both organizations) and a consequent inclination to look back rather than forward.

Alan Chow
Vice President

Operations Manager's Report

The operational period of 2004/2005 was a year of hard work, on-going consultation, and thorough review of policies and procedures. Much would not have been achieved without the strong direction provided by an Executive Committee who shares a vision to deliver the high expectations demanded in this business. It is important that the constant efforts of the Executive committee are acknowledged. While providing clear direction, both singularly and collectively, the committee members have remained focused on what is best for ESSFA throughout the year.

The tireless efforts and commitments displayed by Administrator Liz Terry have allowed the organisation to function effectively and to support the clubs during times of understandable change. I openly acknowledge her support and appreciate her loyalty to this organisation.

Financially, ESSFA has had a very good year with the net surplus from ordinary activities totalling \$43,375.95, bringing the association from an accumulated deficit position in 2004 of \$45,942, to an accumulated deficit in 2005 of \$2,566.

There are several reasons for the improved result this year. Participation numbers have increased by 8.6% overall since 2004, with males increasing by 5.2% and females increasing by an impressive 34%.

In addition to this, tighter financial controls were implemented and expenditure reduced. Expenditure as a percentage of total income is down by more than 8% since 2004.

The Executive Committee have endorsed a Member Protection policy. ESSFA is now responsible for the implementation of this Policy on behalf of all our participants. This is an important policy designed to reduce harassment, abuse and discrimination in our sport. The ultimate aim is to provide a fun, safe and enjoyable sporting environment for all supporters of football.

Some of our greatest challenges have been that of the suitability, availability and condition of playing fields. We will be continually challenging all councils in this area over the coming months to ensure that the grounds we play on do not affect the quality of our play. We will also work with member clubs and councils to upgrade the facilities that are currently available.

In 2006, we have already begun to implement processes aimed at increasing our financial well-being. However, there is still much to be done as we strive to place our code in the forefront where it belongs. Our ability to attract sponsors at all levels is yet to be realised. We are yet to convert our membership numbers into real commercial benefits. The challenge for us is to have the markets invest in our products.

Operations Manager's Report



A special thanks to David Lewis who chaired the Judiciary Committee in 2005. David and his team of Roger Engel and Brian Flatley were outstanding in the most challenging aspect of sports administration. Work is already under way in reviewing the judicial system and members can be assured that improvement in this critical area will continue.

Soccer has become a seven days a week, 24 hours a day enterprise, even locally. To survive at such a task requires the service of a great number of very good people. From our sponsors to our executive committee, from our Senior, Junior, Women's committee to our staff and volunteers. From our players to our families, we all contribute a great deal to enable our code to prosper. Our coaches and club officials are our unsung heroes, week after week, and our families alone know what is in our hearts and why we do what we do. To all of you, I offer a very sincere thank you.

Mark Louis
Operations Manager



Treasurer's Report

The Association had a good solid financial year. Our net surplus, that is the income we made less the expenses that we paid during the year, was \$43,375.95. I have noted some of the reasons why below.

Firstly, we undertook a cost cutting attitude during the year with the sole purpose of wiping out our accumulated deficit of last year. Secondly, to get full time office staff, we increased the fees to that of which we would require to administer the Association at a much better and more productive level, knowing that we are all now much busier at our workplace than ever before and cannot give the time required. The following Audited figures show that we were \$2,565.86 short of our target. I believe that this was a reasonably good result.

Our administrative budget was spot on and we have already gained from this investment and we would expect to gain even more in the long term. The administrative foundation has now been put in place and I would foresee only benefits to now come to the Association. As part of the restructure of the Association, our newly promoted CEO, Mark Louis, will spend more time on finding new revenue streams so that we can keep the Association administration fees at today's levels for years to come.

The start of our over 40's, women, girls and boys summer 6-a-side competition and the introduction to Beach Soccer will add to the revenue for next year and could not be successful without full time employees to address the administration of today's sporting competitions. We are also the largest sporting group in the eastern suburbs and therefore we will be looking to increase our 2006 financial base with help through government funds and sponsorships.

On a more contrasting note, there is a sign that Councils are raising their ground hiring fees for next year and this will only put more pressure on our members to raise their fees and therefore next years Association income forecast is vital not only to the financial growth of the Association but to keep the fees at a level for continued growth in participants.

So, back to the 2005 season, we bought new computers and an all purpose printer. A new football software program of which, I am sure, you all know about its potential to increase our productivity amongst other things. The payments to the Referee's Association this year was down some \$20,000 against last years blow out. This was due to a far more vigilant system. There were no Representative costs this year as they are now, in real terms, self funding but our camps were not as successful as in the past and we have addressed that for next year.

In closing, I would like to thank Mark and acknowledge his input and continued professionalism and the hours he has put in over what are required. It has made the work of Treasurer a lot easier to do and I was able to focus on the larger picture.

Roy Belcher
Acting Treasurer

**Eastern Suburbs Soccer Football
Association Inc.**

A.B.N: 92759968542

**Financial Report
for the Year Ended
30th September 2005**



Executive Committee Report



Your Executive Committee present their report together with the financial report of the Eastern Suburbs Soccer Football Association Incorporated for the year ended 30th September 2005.

Executive Committee

The names and qualifications of the executive committee of the company in office at any time during or since the end of the year are:

Roy Belcher

President, ESSFA
Treasurer, ESSFA
Company Director

Alan Chow

Vice-President, ESSFA
Manager, Administrative Services Institute of Languages, UNSW

Sean Fenton

Director, Junior Soccer, ESSFA
PMD Area Manager, British American Tobacco
President, Pagewood Botany Soccer
Life Member, Pagewood Botany Soccer Club
Operations Manager Sydney University Eastern Lions
Hensley Task Force Representative for ESSFA/ City of Botany Bay Council

Tony Pengue

Director, Senior Soccer, ESSFA
President, Coogee United Soccer Club
Life Member, Coogee United Soccer Club
Junior's President, Clovelly RSL Cricket Club

Jodie Camden

Director, Women's Soccer, ESSFA
Solicitor
Senior Manager, NSW Police

Executive Committee Report



Executive Committee Meetings

The number of Committee meetings and number of meetings attended by each of the committee members of the company during the financial year are:

Executive Committee	No. of meetings Attended	No. of meetings eligible to attend
Roy Belcher	12	12
Alan Chow	11	12
Sean Fenton	10	12
Tony Pengue	0	12
Jodie Camden	9	12

Apologies were received from directors for some meetings not attended.

Additional Meetings Attended by Executive Meetings

The number of additional meetings and number of meetings attended by each of the committee members of the company during the financial year are:

Executive Committee	No. of meetings Attended
Roy Belcher	49
Alan Chow	2
Sean Fenton	27
Tony Pengue	6
Jodie Camden	12

Executive Committee Report

PRINCIPAL ACTIVITIES

The principal continuing activities of the company in the course of the financial year were the fostering and control of the game of association football within the boundaries of the Eastern Suburbs as determined by Soccer NSW. No significant change in the nature of these activities occurred during the year.

SIGNIFICANT CHANGES

In the opinion of the Executive Committee there were no significant changes in the state of affairs of the association that occurred during the financial year under review not otherwise disclosed in this financial report

RESULT FOR THE YEAR

The operating surplus for the year was \$43,375.95

DIVIDENDS

The Memorandum and Articles of Association prohibit the payment of dividends, accordingly no dividend have been provided for or paid during the financial year.

REVIEW OF OPERATIONS

The year in review shows an operating profit of \$43,375.95 bringing the association from an accumulated deficit position in 2004 of \$45,942, to an accumulated deficit in 2005 of \$2,566.. Participation numbers have increased by 8.6% overall since 2004, with males increasing by 5.2% and females increasing by an impressive 34%. Expenditure as a percentage of total income has reduced by 10% since 2004 and revenues have increased by 15%.

AFTER BALANCE DATE EVENTS

In the opinion of the Executive Committee no other matter or circumstance has arisen since the end of the financial year that has significantly affected or may significantly affect:-

- I. The operations of the association;
- II. The results of those operations; or
- III. The state of affairs of the association

In financial years subsequent to this financial report

LIKELY DEVELOPMENTS AND RESULTS

There are no known likely developments, other than referred to in this report that would have a material impact on the association or its operations.

OPTIONS

No options to shares in the association have been granted during the financial year and there were no options outstanding at the end of the financial year.

ENVIRONMENTAL ISSUES

The associations operations are not regulated by any significant environmental regulation under a law of the commonwealth or of a state or territory.

Executive Committee Report



INDEMNITIES

The association has not, during or since the financial year, in respect of any person who is or has been an officer or auditor of the association or a related body corporate:

- a) Indemnified or made relevant agreement for indemnifying against a liability, including costs and expenses in successfully defending legal proceedings; or
- b) Paid or agreed to pay a premium in respect of a contract insuring against a liability for the costs or expenses to defend legal proceedings.

With the exception of the following matters.

During the financial year, the association has paid premiums to insure all Executive Committee members against all liabilities for costs incurred by them in defending any legal proceedings arising out of their conduct while acting in the capacity of an officer of the association, other than involving conduct involving a wilful breach of duty in relation to the association.

EXECUTIVE COMMITTEE BENEFITS

No Executive Committee member has, since the end of the previous financial year, received or become entitled to receive a benefit, or the fixed salary of a full-time employee of the association or a related corporation by reason of a contract made by the association or a related corporation with any director or with a firm of which he is a member, or a company in which he has a substantial financial interest.

COURT PROCEEDINGS

No person has applied for leave of court to bring proceedings on behalf of the association or intervene in any proceedings to which the association is a party for the purpose of taking responsibility on behalf of the association for all or any part of those proceedings.

AUDITOR'S INDEPENDENCE DECLARATION

A copy of the auditor's Independence declaration as required under section 307C of the Corporations Act 2001 follows this report'

Signed in accordance with a resolution of the Executive Committee.

ROY BELCHER
Executive Committee

SEAN FENTON
Executive Committee

Dated: 3rd November 2005





**Eastern Suburbs Soccer Football Association Inc.
Statement of Financial Performance for the year ended 30 September 2005**

	Note	Sept 2005 \$	Sept 2004 \$
Classification of Expenses by Nature			
Revenues from ordinary activities	2	681,452.50	588,446.83
Administrative Expense		(171,384.46)	(78,607.15)
Affiliation Fees		(218,285.23)	(209,681.38)
Camps & Clinics		(34,113.13)	(27,881.94)
Functions & Fundraising Costs		(6,654.09)	(6,660.00)
"Ground Hire, Player Payments & Awards"		(130,927.64)	(106,795.17)
Referees		(76,712.00)	(90,823.91)
Representative Costs		-	(92,494.35)
Surplus/(Deficit) from ordinary activities before income tax expense		43,375.95	(24,497.07)
Income tax attributable to Operating Surplus/(Deficit)	3	-	-
Net surplus/(deficit) from ordinary activities after income tax attributable to members of the company		43,375.95	(24,497.07)
Accumulated Deficit brought forward		45,941.81	(21,444.74)
Accumulated (Deficit)/Surplus carried forward		(2,565.86)	(45,941.81)

The accompanying notes form part of this financial report





**Eastern Suburbs Soccer Football Association Inc.
Statement of Financial Position as at 30 September 2005**

	Note	Sept 2005 \$	Sept 2004 \$
Current Assets			
Cash	4	2,072.99	15,209.26
Receivables	5	28,440.48	2,638.00
Total Current Assets		30,513.47	17,847.26
Non-current Assets			
“Property, Plant & Equipment”	6	2,992.42	4,298.18
Total Non-current Assets		2,992.42	4,298.18
Total Assets		33,505.89	22,145.44
Current Liabilities			
Accounts Payable	7	32,439.51	68,087.25
Provisions	8	3,632.24	-
Total Current Liabilities		36,071.75	68,087.25
Total Liabilities		36,071.75	68,087.25
Net Liabilities		(2,565.86)	(45,941.81)
Accumulated Funds			
Accumulated (Deficit)/Surplus		(2,565.86)	(45,941.81)
Total Equity		(2,565.86)	(45,941.81)

The accompanying notes form part of this financial report

Eastern Suburbs Soccer Football Association Inc.
Statement of Cash Flows for the year ended 30 September 2005

	Note	Sept 2005 \$	Sept 2004 \$
Cash Flow from Operating Activities			
Receipts from customers & subsidies received		655,456.00	652,193.76
Payments to suppliers		(668,786.29)	(649,750.55)
Interest Received		194.02	68.94
Net cash provided by/(used in) operating activities	9(b)	(13,136.27)	(2,512.15)
Cash Flow from Investing Activities			
"Payments for property, plant & equipment"		-	-
		-	-
Net decrease in cash held		(13,136.27)	2,512.15
Cash as at 1 October 2004		15,209.26	12,697.11
Cash as at 30 September 2005	9(a)	2,072.99	15,209.26

The accompanying notes form part of this financial report



Eastern Suburbs Soccer Football Association Inc.
Notes to the financial statements
for the year ended 30 September 2005

1 Statement of Accounting Policies

"The financial report is a general purpose financial report that has been prepared in accordance with Accounting Standards, Urgent Issues Group Consensus Views and other authoritative pronouncements of the Australian Accounting Standards Board and the requirements of the Associations Incorporations Act (NSW). "

"The financial report has been prepared on an accruals basis and is based on historical costs and does not take into account changing money values or, except where stated, current valuations of non-current assets. Cost is based on the fair values of the consideration given in exchange for assets."

"The following is a summary of the material accounting policies adopted by the association in the preparation of the financial report. The accounting policies have been consistently applied, unless otherwise stated. "

a) Income Tax

The association adopts the liability method of tax-effect accounting whereby the income tax expense shown in the statement of financial performance is based on the result from ordinary activities before income adjusted for any permanent differences.

"Non-member income of the association is only assessable for tax, as member income is excluded under the principle of mutuality."

b) "Property, Plant and Equipment"

"Property, plant and equipment are carried at cost, less where applicable, any accumulated depreciation or amortisation. The carrying amount of property, plant and equipment is reviewed annually by the committee to ensure it is not in excess of the recoverable amount from those assets. The recoverable amount is assessed on the basis of the expected net cash flows which will be received from the assets employment and subsequent disposal. The expected net cash flows have not been discounted to present values in determining recoverable amounts."

"The depreciable amount of all fixed assets including capitalised leased assets, but excluding freehold land, are depreciated on a straight line basis over their estimated useful lives to the entity commencing from the time the asset is held ready for use. Leasehold improvements are depreciated over the shorter of either the unexpired period of the lease or the estimated useful lives of the improvements."

The depreciation rates used for each class of assets are:

Class of Fixed Asset	Depreciation Rate
Furniture and Equipment	20%





c) Leases

“Leases of fixed assets, where substantially all the risks and benefits incidental to the ownership of the asset, but not the legal ownership, are transferred to the entities within the economic entity are classified as finance leases. Finance leases are capitalised, recording an asset and a liability equal to the present value of the minimum lease payments, including any guaranteed residual values.”

Leased assets are depreciated on a straight line basis over their estimated useful lives where it is likely that the economic entity will obtain ownership of the asset or over the term of the lease. Lease payments are allocated between the reduction of the lease liability and the lease interest expense for the period.

“Lease payments for operating leases, where substantially all the risks and benefits remain with the lessor, are charged as expenses in the periods in which they are incurred.”

Lease incentives received under operating leases are recognised as a liability. Lease payments received reduced the liability.

d) Employee Benefits

“Provision is made for the company’s liability for employee entitlements arising from services rendered by employees to balance date. Employee entitlements expected to be settled within one year together with entitlements arising from wages and salaries, annual leave and sick leave which will be settled after one year, have been measured at their nominal amount. ”

Other employee entitlements payable later than one year have not been measured at the present value of the estimated future cash outflows to be made for those entitlements.

Contributions are made by the association to an employee superannuation fund and are charged as expenses when incurred.

e) Cash

“For the purposes of the statement of cash flows, cash includes cash on hand and at call deposits with banks or financial institutions, investments in money market instruments maturing within less than two months and net of bank overdrafts.”

f) Revenue

Revenue from the sale of goods is recognised upon the delivery of goods to customers.

Interest revenue is recognised on a proportional basis taking into account the interest rates applicable to the financial assets.

Revenue from the rendering of a service is recognised upon the delivery of the service to the customers.



g) Goods and Services Tax

"Revenues, expenses and assets are recognised net of the amount of GST, except where the amount of GST incurred is not recoverable from the Australian Taxation. In these circumstances the GST is recognised as part of the cost of acquisition of the asset or as part of an item of the expense. Receivables and payables in the Statement of Financial Position are shown inclusive of GST."

j) Impact of the Adoption of Australian Equivalents to International Financial Reporting Standards

"The association is preparing and managing the transition to Australian Equivalents to International Financial Reporting Standards (AIFRS) effective for the financial years commencing from 1 January 2005. The adoption of AIFRS will be reflected in the company's financial statements for the year ending 30 June 2006. On first time adoption of AIFRS, comparatives for the financial year ended 30 June 2005 are required to be restated. The majority of the AIFRS transitional adjustments will be made retrospectively against retained earnings as at 1 July 2004."

"The association's management, along with its auditors, have assessed the significance of the expected changes and are preparing for their implementation. The Audit Committee is overseeing and managing the company's transition to AIFRS. The impact of the alternative treatments and elections under AASB1:First Time Adoption of Equivalents to International Financial reporting Standards, has been considered where applicable."

"The executive committee is of the opinion that the key material differences in the association's accounting policies on conversion to AIFRS and the effect of these differences where known will not be material. Users of the financial statements should, however, note that this position could change if there are any amendments by standard-setters to the current AIFRS, or interpretation of the AIFRS requirements changes from the continued work of the association's AIFRS committee."



Eastern Suburbs Soccer Football Association Inc.
Notes to the financial statements for the year ended 30 September 2005

	Note	Sept 2005 \$	Sept 2004 \$
2 Revenue			
Operating Revenues			
Administrative Income		15,126.14	17,902.80
Camps & Clinics		36,960.45	54,475.01
Functions & Fund Raising		8,915.00	394.55
Gate Takings & Ground Hire		63,040.33	27,295.72
Representatives Incomes		-	6,564.07
Team Fees		557,410.58	481,814.68
 Total revenue		 681,452.50	 588,446.83
 Interest revenue from:			
Other persons/companies		194.02	68.94

Surplus/(Deficit) from ordinary activities before income tax has been determined after:

Expenses			
Auditors Remuneration			
- Audit Services		2,529.26	3,017.37
- Other Services		-	-
Provision for Doubtful Debts		-	(13,000.00)
Provision for Annual Leave		3,632.24	-
Depreciation		1,305.76	1,305.76

3 Income Tax

a) the prima facie tax payable on the operating profit is reconciled to the income tax provided in the accounts as follows:

Prima facie tax payable on operating profit			
before income tax at 30%		13,012.79	(7,349.12)
Add/(Less) tax effect of:			
Non-taxable Member Income arising from principle of mutuality		(13,012.79)	7,349.12
 Income Tax Expense		 -	 -

Eastern Suburbs Soccer Football Association Inc.
Notes to the financial statements for the year ended 30 September 2005

	Note	Sept 2005 \$	Sept 2004 \$
4	Current Assets		
	-Cash		
	Cash at Bank	2,072.99	15,209.26
		2,072.99	15,209.26
5	Current Assets		
	- Receivables		
	Trade Receivables	14,051.80	2,638.00
	GST Receivables	14,297.68	-
	Prepaid Expenses	91	-
		28,440.48	2,638.00
6	Non-current Assets		
	- Property, Plant and Equipment		
	Office Equipment- at cost	16,413.21	16,413.21
	Accumulated Depreciation	(13,420.79)	(12,115.03)
		2,992.42	4,298.18

Eastern Suburbs Soccer Football Association Inc.
Notes to the financial statements for the year ended 30 September 2005

	Note	Sept 2005 \$	Sept 2004 \$
7			
Current Liabilities			
- Accounts Payable			
Trade Creditors		20,582.27	41,164.28
Sundry Creditors and Accrued Expenses		11,857.24	15,971.85
GST Payables		-	10,951.12
		32,439.51	68,087.25

8			
Current Liabilities			
- Provisions			
Provision for Annual Leave		3,632.24	-
		3,632.24	-

9 Cash Flow Information

a) Reconciliation of Cash

Cash at the end of the financial year as shown in the statements of cash flows is reconciled to the related items in the balance sheet as follows:

Cash at Bank	2,072.99	15,209.26
	2,072.99	15,209.26

b) Reconciliation of Cash Flow from Operations with Operating Profit after Income Tax

Operating (Deficit)/Surplus after Income Tax	43,375.95	(24,497.07)
Non-cash flows in operating profit		
Depreciation	1,305.76	1,305.76
Provision for Doubtful Debts	-	(13,000.00)
Provision for Annual Leave	3,632.24	-
Changes in assets & liabilities		
(Increase)/Decrease in receivables	(25,802.48)	63,815.87
Increase/(Decrease) in sundry creditors and accrued expenses	(35,647.74)	(25,112.41)
Cash Flow from Operating Activities	(13,136.27)	2,512.15



Eastern Suburbs Soccer Football Association Inc

Executive Committee's Declaration

In the opinion of the committee the financial report;

1. the financial statements and notes are in accordance with the Corporations Act 2001:
 - a. comply with Accounting Standards and the Corporations Regulations 2001; and
 - b. give a true and fair view of the financial position as at 30 June 2005 and of the performance for the year ended on that date of the association
2. in the committee's opinion there are reasonable grounds to believe that the association will be able to pay its debts as and when they become due and payable

This statement is made in accordance with a resolution of the committee and is signed for and on behalf of the Executive Committee by;

Roy Belcher


Sean Fenton

Signed at Sydney this 3rd Day of November 2005



**Rohan McCoy B.Bus. C.A.
CHARTERED ACCOUNTANT**


20 Terminus Street
PO Box 399
Petersham N.S.W. 2049
Tel (02) 9590 4455
Fax (02) 9590 3390
Mobile 0412 979 969
rohanmccoy@optusnet.com.au

INDEPENDENT AUDIT REPORT TO THE MEMBERS OF EASTERN SUBURBS SOCCER FOOTBALL ASSOCIATION INC.
Scope
I have audited the financial report of Eastern Suburbs Soccer Football Association Inc. for the financial year ended 30 September 2005.
The committee is responsible for the financial report. I have conducted an independent audit of this financial report in order to express an opinion on it to the members.
My audit has been conducted in accordance with Australian Auditing Standards to provide reasonable assurance whether the financial report is free of material misstatement. My procedures included examination, on a test basis, of evidence supporting the amounts and other disclosures in the financial report, and the evaluation of accounting policies and significant accounting estimates. These procedures have been undertaken to form an opinion whether, in all material respects, the financial report is presented fairly in accordance with Accounting Standards and other mandatory professional reporting requirements and statutory requirements so as to present a view which is consistent with my understanding of the association's financial position, and performance as represented by the results of its operations and its cash flows.
The audit opinion expressed in this report has been formed on the above basis.
Audit Opinion
In My opinion, the financial report presents fairly in accordance with applicable Accounting Standards and other mandatory professional reporting requirements the financial position of Eastern Suburbs Soccer Football Association Inc. as at 30 September 2005, and the results of those operations and its cash flows for the year then ended.

Rohan John McCoy Registered Company Auditor 3 November 2005



**Rohan McCoy B.Bus. C.A.
CHARTERED ACCOUNTANT**

20 Terminus Street
PO Box 399
Petersham N.S.W. 2049
Tel (02) 9590 4455
Fax (02) 9590 3390
Mobile 0412 979 969
rohanmccoy@optusnet.com.au

AUDITORS INDEPENDENCE DECLARATION
As auditor of the Eastern Suburbs Soccer Football Association Inc. for the year ended 30 September 2005, I declare that there have been:
a) no contraventions of the auditor independence requirements of the Corporations Act 2001 in relation to the audit; and
b) no contravention of any applicable code of professional conduct in relation to the audit.
This declaration is in respect of the Eastern Suburbs Soccer Football Association Inc.

Rohan John McCoy
Registered Company Auditor 3 November 2005



Junior League Report

Another year gone and another just around the corner. The year seems to go so quick, yet the amount of work achieved is never quite comprehensible. Registrations, rules, meetings, competition set up and queries seemed to take up the majority of time and this time was spent very productively by a great group of people whom I must say are a set of the best I have had to work with yet in my time at ESSFA.

A new Administrator and a new General Manager made life a lot more bearable as an executive member and I cannot speak highly enough of these two people, Liz and Mark, whom are the face of the association and are the ones whom meet the association's management requirements with zest and enthusiasm. Not something easily done when they are also the ones in the firing line when people are aggrieved.

The year 2005 was in my view a success, more teams, more players and very competitive. The years started off just like any other with issues raised about team grading and where a team should be played. The old we "lost players" so we should be in that grade is a common theme and one that wont be lost in the near future. The association problem is that to make a viable competition in any age we need a minimum of six teams and thus we must ensure we fill these higher grade competitions first before making second division age groups. Next year, with our new registration and competition system, even pre season trails maybe affected, so we need to get our grading installed up front. This will prove very interesting indeed. Nomination will be required earlier to allow us to input the requirements into the system so as we can set out a full years draw at the beginning of the year.

At the end of the day as I stated the season was a successful one that was highlighted with an excellent grand final series held at Hensley. Great competitive football from all the teams, well behaved crowds and all in all a joy to be apart off. Thank you to all those that helped through the three weeks of finals and thanks to the clubs whom supported the days and processes instigated by ESSFA. Congratulations to the grand final winners & also to all the competition winners. A great achievement to top your age group and respective division.

This year saw the introduction of a Pennant competition for teams that did make semi finals. This was fairly successful although more work and thought needs to go into how we could make this better. At the end of the day most teams in this type competition got to play and extra week or two of football.

I would also like to thank the junior referees for their efforts this year. Although we have been at high discussion levels with the referees association our junior and cadet referees did a wonderful job in trying to cover as a many games as possible. We had only a few minor issues relating to referees but in general the year went pretty well. The standard of junior referees is also getting better and this year I witnessed a lot of young referees improve in their communication skill with not only players but also coaches, managers & spectators. So well done guys keep up the good work. Hope to see you all back next year.

Junior League Report

The year never goes with incidents but this year in terms of send offs the junior boys were not too bad. Thank you to the judiciary for all their time an effort and also to the appeals committee for their time and effort also.

If I had one gripe this year it is that we probably went a little backwards in accepting change requests. This is something that we must get a grip of as an association and start to be a little more forceful with the clubs. Difficult I know considering our geographical boundaries, religious timeframes and the private school issues, but we can not continue to run our competitions with such change being implemented throughout the season. To become more successful we must be rigid in our approach to set up firm and stable competitions from the start of the year.

I have many thanks to give but without doubt the most important thank you from me must go to Liz Terry for efforts throughout the season. Liz has been nothing short of fantastic. Always willing to help others, learn about the new environment & give direction to those that needed it, she was a tower of support to me and to our comp secretary Steve Crow-Mai. To that end Steve too deserves high accolades for the time and effort he put into the role of juniors comp secretary. Steve often spent countless hours adjusting or re-doing the draw due to circumstances forced upon him. He did a wonderful job and my thanks go out to these two people whom supported me in my role as junior director.

Thank you to Mark Louis for all his help and support also. Another fantastic effort for someone new to our organisation, and another, like Liz, that adds that professionalism to our association. Mark had a hell of an initiation with having to deal with the referees this year and I am sure it would have taken its toll on him as this area of our game is always one that is high on the agenda. Thanks very much mate for all your help.

Thank you to the executive members (Tony, Roy, Alan & Jodie) for all the support and assistance through the year. I think that the executive team worked well this year and again added a little more professionalism to the organisation. I hope that the entire executive will stand next year and that we find more assistance to run the association.

Thank you to all those whom attended junior council meetings and helped put in valuable contribution at those meeting. I thought most meetings were valuable in their content and participation by most clubs ensured that we all pretty much knew what was happening at any time.

I hope that everyone has a wonderful off season and that we all return at the start of season refreshed and revitalised ready for another wonderful season.

My best wishes go to everyone's family and loved ones over the festive season and hope that you all have a safe and happy Christmas.

Sean Fenton
Juniors Director

Junior League Tables



Competition - 10-1

Team	P	W	D	L	F	A	Pts
Easts A	15	12	2	1	76	11	38
Queens Park A	15	8	5	2	32	17	29
Maccabi Seagulls A	15	6	4	5	34	36	22
Pagewood A	15	4	6	5	19	23	18
Maroubra A	15	3	3	9	17	48	12
Queens Park B	15	1	2	12	2	45	5

Competition - 10-2

Team	P	W	D	L	F	A	Pts
Maccabi Seagulls B	14	10	3	1	40	9	33
St Spyridon	14	9	2	3	39	12	29
Easts B	14	7	4	3	33	13	25
Mascot A	14	7	4	3	29	10	25
Easts C	14	4	2	8	15	28	14
Queens Park C	14	3	3	8	10	44	12
Maroubra B	14	3	2	9	9	23	11
Pagewood B	14	2	2	10	6	42	8

Competition - 10-3

Team	P	W	D	L	F	A	Pts
Mascot B	14	13	1	0	58	19	40
Pagewood C	14	9	3	2	39	13	30
Queens Park D	14	6	2	6	32	11	20
Reddam House	14	6	2	6	31	34	20
Maroubra C	14	3	6	5	23	26	15
Easts D	14	4	3	7	16	33	15
Queens Park E	14	3	1	10	16	52	10
Maccabi Seagulls C	14	2	2	10	16	43	8

Competition - 11-1

Team	P	W	D	L	F	A	Pts
Queens Park A	15	14	1	0	73	0	43
Pagewood A	15	8	2	5	29	22	26
Maccabi A	15	6	3	6	21	26	21
Easts A	15	5	3	7	21	23	18
Queens Park B	15	4	3	8	12	30	15
Maccabi Seagulls A	15	1	2	12	5	60	5

Competition - 11-2

Team	P	W	D	L	F	A	Pts
Heffron Hawks Jrs A	15	12	2	1	48	7	38
Maroubra A	15	9	4	2	31	9	31
Easts B	15	7	2	6	37	15	23
Mascot A	15	6	2	7	27	22	20
Queens Park C	15	4	1	10	14	32	13
Pagewood B	15	1	1	13	5	77	4



Competition - 11-3

Team	P	W	D	L	F	A	Pts
Pagewood C	16	14	1	1	104	13	43
Easts D	17	14	0	3	92	17	42
Maccabi Seagulls B	16	10	2	4	60	28	32
Maroubra B	16	9	3	4	30	20	30
Maccabi B	16	6	2	8	24	35	20
Easts C	16	5	1	10	17	50	16
St George Coptic	16	4	3	9	29	55	15
Queens Park D	17	3	2	12	17	87	11
Maroubra C	16	0	2	14	2	70	2

Competition - 12-1

Team	P	W	D	L	F	A	Pts
Easts A	12	9	1	2	50	5	28
Pagewood A	12	8	4	0	25	3	28
Maccabi A	12	6	4	2	25	4	22
Maroubra A	12	4	4	4	19	20	16
Easts B	12	3	2	7	9	26	11
Maroubra B	12	2	1	9	11	55	7
Queens Park A	12	1	2	9	9	35	5

Competition - 12-2

Team	P	W	D	L	F	A	Pts
Mascot A	16	14	1	1	71	9	43
Pagewood B	16	14	1	1	61	7	43
Maccabi Seagulls A	16	10	2	4	44	11	32
Queens Park B	16	8	3	5	30	23	27
Pagewood C	16	4	4	8	21	43	16
Maroubra C	16	4	2	10	17	35	14
Reddam House A	16	4	2	10	19	42	14
St Spyridon A	16	3	1	12	13	51	10
Easts C	16	2	2	12	10	65	8

Competition - 13 -1

League Table Calculated from 05/07/2005.

Team	P	W	D	L	F	A	Pts
Heffron Hawks Jrs	15	12	3	0	88	12	39
Easts A	15	9	2	4	43	10	29
Mascot A	15	8	4	3	37	11	28
Maccabi A	15	7	4	4	23	13	25
Maroubra A	15	7	3	5	40	13	24
Maroubra B	15	5	2	8	23	35	17

Competition - 13-2

League Table Calculated from 05/07/2005.

Team	P	W	D	L	F	A	Pts
Pagewood A	14	8	1	5	38	29	25
St Spyridon A	14	5	2	7	21	47	17
Maroubra C	14	2	3	9	9	41	9
Reddam House A	14	2	3	9	8	52	9
St George Coptic	14	1	1	12	4	71	4



Competition - 14-1

League Table Calculated from 21/06/2005.

Team	P	W	D	L	F	A	Pts
Pagewood A	13	9	4	0	46	2	31
Easts A	13	9	2	2	41	5	29
Maccabi Seagulls A	13	9	2	2	33	7	29
Maroubra A	13	6	2	5	27	18	20
Easts B	13	5	1	7	34	25	16

Competition - 14-2

League Table Calculated from 21/06/2005.

Team	P	W	D	L	F	A	Pts
Pagewood B	13	7	1	5	43	20	22
Maroubra B	13	4	2	7	18	23	14
Maccabi A	13	3	2	8	11	18	11
Maccabi Seagulls B	13	2	1	10	9	40	7
Maroubra C	13	2	1	10	7	111	7

Competition - 15-1

Team	P	W	D	L	F	A	Pts
Easts A	16	14	2	0	84	10	44
St Spyridon	16	11	3	2	52	17	36
Maroubra A	16	11	2	3	45	21	35
Mascot A	16	6	5	5	24	18	23
Maccabi A	16	4	3	9	28	45	15
Maroubra B	16	4	3	9	17	37	15
Astrolabe	16	4	1	11	26	58	13
Easts B	16	3	2	11	21	52	11
Pagewood A	16	2	5	9	26	65	11

Competition - 16-1

Team	P	W	D	L	F	A	Pts
Maroubra A	12	9	2	1	31	9	29
Easts A	12	6	4	2	20	12	22
Maccabi A	12	5	3	4	19	12	18
Pagewood A	12	4	3	5	15	16	15
St George Coptic	12	0	0	12	0	36	0

Competition - 18-1

Team	P	W	D	L	F	A	Pts
Mascot	12	10	1	1	54	16	31
Maroubra	12	9	1	2	46	10	28
Easts A	12	8	1	3	45	22	25
St Spyridon	12	6	1	5	53	19	19
Pagewood	12	4	2	6	19	37	14
Easts B	12	2	0	10	20	97	6
Maccabi	12	0	0	12	0	36	0

2005 League and Grand Final Winners



League Winners

- 10-1** Easts A
- 10-2** Maccabi Seagulls B
- 10-3** Mascot B
- 11-1** Queens Park A
- 11-2** Heffron Hawks
- 11-3** Pagewood C
- 12-1** Easts A
- 12-2** Mascot A
- 13-1** Heffron Hawks
- 13-2** Pagewood A
- 14-1** Pagewood A
- 14-2** Pagewood B
- 15-1** Easts A
- 16-1** Maroubra A
- 18-1** Mascot

Grand Final Winners

- Queens Park A
- Maccabi Seagulls B
- Pagewood C
- Queens Park A
- Heffron Hawks
- Pagewood C
- Easts A
- Mascot A
- Heffron Hawks
- Pagewood A
- Maccabi Seagulls A
- Pagewood B
- St Spyridon
- Easts A
- Mascot

Junior Pennant Competition Winners

- | | |
|---------------------------|---------------------------|
| 10-2 Easts C | 10-3 Easts D |
| 11's Queens Park B | 13/14 Maroubra 13A |
| G12 Queens Park | G15 Maroubra gold |



Women's League Report



The 2005 football season saw some outstanding forward steps taken to increase the number of women and girls participating in "the beautiful game" here in Sydney's Eastern Suburbs.

In the 2004 season, the Junior Girls competition consisted of 4 teams of 16 year old girls competing each week, and the senior competition saw 3 Divisions of all age women with 20 teams. We understood that our traditional competition sports of netball and hockey, played on Saturdays, could limit the number of girls choosing our game, so we shifted all female soccer to Sundays from 2005.

In 2005, due to the outstanding commitment of the clubs and their volunteers committed to fostering the growth and development of female participation in this sport, ESSFA can now boast:

6 team JG 8's competition (thanks to the incredible assistance of Queens Park Soccer Club)

6 team JG 10's competition

4 team JG 12's competition

6 team JG 15's competition

4 team JG 17's competition

8 team Senior Women's Division 1 competition

7 team Senior Women's Division 2 competition

8 team senior Women's Division 3 competition

Female participants in the ESSFA now represent just over 17% of our player base. The member clubs involved in the Women's Committee in 2005 have set a female growth-target of 25% of the Association's player base over the next couple of years.

There has been consistent representation of clubs presenting both junior and senior women's issues throughout the year at the Women's Committee meetings. This has allowed people with a strong interest in the development of women and girls in our game to contribute effectively to planning strategies that we hope to bear fruit in the 2006 season. These include:

More people qualifying through the ESSRA Referees course who specifically want to referee junior girls and senior women's soccer;

Establishing an O/35 Women's competition played in a 9-a-side format on 3/4 pitches;

Stabilising the 3 Senior Women's Divisions with 8 teams in each competition;

Increasing the number of viable 6-team Junior Girls competitions to cover ages 8, 10, 12, 14, 16 & 18.

Women's League Report



So much of the credit for these successes in 2005 and for our growth plans for 2006 rest largely with our member clubs and their volunteer base, players, parents and regular fans. However, a great deal of this year's success has come down to the major leaps forward ESSFA's administrative structure has taken. I must draw particular attention to the outstanding work of Ms Liz Terry as our primary stakeholder contact officer. Liz is a treasured resource for this organisation, and all of her hard work and support for my role this year have been so very greatly appreciated. Mark Louis' strong contribution to the business success of our organisation will be clearly noted in the financial reports and elsewhere within these pages. Mark's work is sincerely appreciated.

I am grateful to my Executive colleagues who have assisted me during this year to develop a better understanding of the needs of our members here in the Eastern Suburbs. Their wise counsel has been of considerable assistance to me in my first year in this role, particularly in my dealing with the Referee's Association.

I look forward to the opportunity to continuing to contribute to the goal of making the sport of soccer football the number 1 choice for men and women, boys and girls in the Eastern Suburbs of Sydney in 2006 and beyond.

Jodie Camden
Women's Director



Women's League Tables



Competition - G10

Team	P	W	D	L	F	A	Pts
OP Waratahs	16	8	4	4	22	16	28
Pagewood Diamonds	16	7	5	4	17	11	26
Maroubra	16	6	3	7	25	21	21
OP Kangaroos	16	3	4	9	10	26	13

Competition - G12

Team	P	W	D	L	F	A	Pts
Pagewood Opals	15	11	3	1	65	7	36
OP Wallabies	15	8	4	3	24	6	28
OP Kangaroos	15	8	3	4	30	14	27
Maroubra	15	5	4	6	27	13	19
Pagewood Garnets	15	4	3	8	17	32	15
St George Coptic	15	0	1	14	0	91	1

Competition - G15

Team	P	W	D	L	F	A	Pts
Easts	15	12	2	1	47	7	38
Maroubra Green	15	8	3	4	25	14	27
Queens Park	15	8	2	5	43	23	26
Pagewood Aquamarines	15	4	2	9	13	29	14
St Spyridon	15	4	2	9	12	41	14
Maroubra Gold	15	3	1	11	9	35	10

Competition - G17

Team	P	W	D	L	F	A	Pts
Pagewood Sapphires	17	14	3	0	48	4	45
Maroubra	17	8	4	5	34	17	28
Easts	16	5	4	7	29	21	19
Pagewood Rubies	16	0	1	15	1	70	1





Competition - SW1

Team	P	W	D	L	F	A	Pts
Dunbar Rovers	21	15	4	2	74	16	49
Waverley Old Boys	21	13	5	3	47	17	44
Pagewood	21	13	2	6	57	25	41
Mascot Kings	21	12	3	6	45	26	39
Code Blue	21	8	1	12	49	51	25
Coogee United	21	7	2	12	43	52	23
UNSW	21	6	1	14	29	38	19
Maccabi	21	1	0	20	8	127	3

Competition - SW2

Team	P	W	D	L	F	A	Pts
Maroubra United	18	16	0	2	54	17	48
Heffron Hawks	18	14	1	3	59	9	43
Dunbar Rovers	18	12	3	3	49	17	39
Pagewood	18	6	2	10	23	30	20
Queens Park	18	4	2	12	19	48	14
Waverley Old Boys	18	2	4	12	12	52	10
UNSW	18	2	2	14	8	51	8

Competition - SW3

Team	P	W	D	L	F	A	Pts
Coogee Juventus	21	20	0	1	81	9	60
Pagewood	21	11	2	8	52	23	35
Heffron Lorikeets	21	10	5	6	31	30	35
Heffron Kestrels	21	10	4	7	39	28	34
Coogee Newcastle	21	9	3	9	25	27	30
Queens Park	21	8	2	11	29	35	26
Maccabi	21	4	6	11	17	42	18
St George Coptic	21	0	2	19	0	80	2



Senior Woman 3 Premiers and Champions
Coogee Juventus

2005 League and Grand Final Winners



League Winners

G10 Queens Park Waratahs

G12 Pagewood Opals

G15 Easts

G17 Pagewood Sapphires

SW1 Dunbar Rovers

SW2 Maroubra United

SW3 Coogee Juventus

Grand Final Winners

NA

Pagewood Opals

Maroubra Green

Maroubra

Dunbar Rovers

Maroubra United

Coogee Juventus



Senior League Report

This year there were 79 all age teams and 13 0/35 teams that participated in various competitions run by the Eastern Suburbs Soccer Football Association.

I would like to congratulate all Competition and Grand Final winners in particular Heffron Hawks AA1 and Barnstoneworth 0/351. In winning their respective competitions they will now represent ESSFA in the state wide Champion of Champions, good luck to both Clubs.

Congratulations to Barnstoneworth for winning the ESSFA Cup. The final of the ESSFA Cup was played at Hensley Athletic Field under lights with Barnstoneworth beating Glebe 1-0.

I can not remember a season where most of the Division standings were decided on the last round.

The AA1 competition had 6 points separating the top 5 teams.
AA2 had 5 teams fighting out the 3rd and 4th spot right till the last round.
AA3 4th spot was decided on goal differences.
AA6 had 5 points separating 2nd from 6th spot.
The tightest of them all, was no doubt the AA7, where 3 points separated the top 4 teams.

This just proves the value of the promotion and relegation system!

To my fellow Executive members thank you for your support this season.

A special thanks must go to Liz Terry and her outstanding efforts to ensure that all ID cards were ready for the start of the season, to all those who helped Liz through these difficult times thank you.

To run 10 competitions successfully you need a well oiled team, with the help of Competition Secretary Wally Holzer, General Manager Mark Louis and Judiciary Chairman David Lewis, I feel that we have accomplished what we set out for. Yes there were some difficult decisions to be made but I do not regret any of them.

Roy many thanks for chairing meetings in my absence it was much appreciated.

To the Referee's, thank you for your efforts this season. Majority of matches were covered and from what I witnessed, there are some good young Referee's that hopefully will stick it out and be a part of soccer in the Eastern Suburbs.

Sunday Morning phone calls for help to Mark Leo will not be forgotten. Mark was great and never let me down. Your work was much appreciated by everyone.

Season 2005 will be remembered as the year that our Association lost a member whilst playing soccer on our fields. In the 19 years that I have been involved with soccer in this area I found Dimos as one of the good guys. Tough on the field but a gentleman off. Dimos will be missed for many years to come.

I would like to take this opportunity to wish all members the very best over the off-season.

**Tony Pengue
Senior Director.**

Senior League Tables



Competition - AA1

Team	P	W	D	L	F	A	Pts
Heffron Hawks	16	10	4	2	29	15	34
Barnstoneworth	16	9	5	2	41	18	32
Dunbar Rovers	16	9	4	3	30	19	31
Phoenix	16	9	2	5	33	18	29
Glebe Wanderers	16	8	4	4	24	17	28
Coogee United	16	3	5	8	26	32	14
Pagewood	16	4	2	10	18	30	14
Waverley Old Boys	16	3	1	12	20	41	10
Sydney University	16	2	3	11	16	47	9

Competition - AA2

Team	P	W	D	L	F	A	Pts
Dunbar Rovers	18	12	3	3	44	17	39
Glebe Wanderers	18	11	3	4	33	18	36
Heffron Hawks	18	10	1	7	37	36	31
Coogee United	18	9	3	6	36	26	30
UNSW	18	7	4	7	33	32	25
Sydney KU	18	8	1	9	33	46	25
Maccabi	18	6	4	8	36	43	22
Barnstoneworth	18	4	6	8	30	36	18
Pagewood	18	5	2	11	30	41	17
Phoenix	18	3	3	12	20	37	12

Competition - AA3

Team	P	W	D	L	F	A	Pts
Mascot Kings	18	14	2	2	57	16	44
Dunbar Rovers	18	12	5	1	45	18	41
Coogee United	18	11	4	3	55	29	37
Bondi United	18	9	4	5	50	30	31
Maroubra United	18	10	1	7	49	32	31
Waverley Old Boys	18	8	1	9	37	39	25
UNSW	18	5	3	10	35	50	18
Sydney University	18	5	1	12	30	48	16
Queens Park	18	2	2	14	25	66	8
Pagewood	18	1	3	14	15	70	6

Competition - AA4

Team	P	W	D	L	F	A	Pts
Sydney University	18	14	4	0	51	11	46
Ecuafutbol	18	12	4	2	62	25	40
Maccabi	18	11	4	3	62	26	37
UNSW	18	12	1	5	38	20	37
Dunbar Rovers	18	10	3	5	48	24	33
Maroubra United	18	9	3	6	34	32	30
Mascot Kings	18	3	3	12	23	56	12
Pagewood	18	2	4	12	16	55	10
Redfern	18	2	2	14	18	57	8
Coogee United	18	0	2	16	10	56	2



Competition - AA5

Team	P	W	D	L	F	A	Pts
UNSW	18	15	1	2	56	21	46
Sydney University B	18	14	2	2	45	19	44
Dunbar Rovers	18	11	1	6	49	23	34
Queens Park	18	7	5	6	33	27	26
Pagewood	18	6	5	7	22	26	23
Sydney University A	18	6	4	8	25	36	22
Maccabi	18	6	3	9	24	31	21
Coogee United	18	4	3	11	27	40	15
Sydney KU	18	2	6	10	21	43	12
Lions	18	2	4	12	18	54	10

Competition - AA6

Team	P	W	D	L	F	A	Pts
Pagewood	18	11	4	3	40	15	37
Coogee United	18	9	4	5	38	28	31
Barnstoneworth	18	9	3	6	38	32	30
UNSW	18	7	6	5	49	32	27
Queens Park	18	7	6	5	34	32	27
Sydney University A	18	7	5	6	25	17	26
Kytherians	18	6	3	9	35	39	21
Sydney University B	18	5	4	9	21	45	19
Dunbar Rovers	18	4	4	10	29	42	16
Redfern	18	4	3	11	19	46	15

Competition - AA7

Team	P	W	D	L	F	A	Pts
Queens Park A	18	12	3	3	57	21	39
Waverley Old Boys	18	11	4	3	48	20	37
UNSW A	18	11	4	3	42	23	37
St George Coptic	18	11	3	4	43	19	36
Pagewood	18	10	2	6	43	30	32
Queens Park B	18	8	1	9	33	55	25
Lions	18	6	2	10	40	42	20
Coogee United	18	6	2	10	44	47	20
Redfern	18	3	1	14	27	71	10
UNSW B	18	0	2	16	24	73	2

Competition - AA8

Team	P	W	D	L	F	A	Pts
Queens Park A	18	16	1	1	82	15	49
Sydney University	18	12	3	3	49	19	39
Coogee United	18	11	2	5	43	21	35
Pagewood	18	10	4	4	48	35	34
UNSW A	18	7	2	9	26	48	23
St George Coptic	18	7	1	10	36	39	22
Maccabi	18	7	1	10	23	48	22
Maroubra United	18	6	1	11	22	28	19
Queens Park B	18	3	1	14	23	59	10
UNSW B	18	2	2	14	13	53	8



Competition - O35-1

Team	P	W	D	L	F	A	Pts
Barnstoneworth	18	16	1	1	59	13	49
Pagewood	18	13	1	4	73	37	40
Coogee United	18	11	2	5	55	31	35
Heffron Hawks	18	10	2	6	54	39	32
Dunbar Rovers	18	2	3	13	27	64	9
Maroubra United	18	2	2	14	15	55	8
Trasindinos *	18	3	1	14	16	60	7

* indicates Points have been manually adjusted for disciplinary reasons.

Competition - O35-2

Team	P	W	D	L	F	A	Pts
Queens Park	20	15	3	2	64	19	48
Coogee United	20	12	4	4	37	27	40
Redfern	20	11	5	4	38	21	38
Barnstoneworth	20	7	3	10	40	34	24
Pagewood	20	4	4	12	20	45	16
Maroubra United	20	0	3	17	11	64	3



All Age 1 Premiers - Heffron Hawks

2005 League and Grand Final Winners



League Winners

- AA1** Heffron Hawks
- AA2** Dunbar Rovers
- AA3** Mascot
- AA4** Sydney University
- AA5** UNSW
- AA6** Pagewood
- AA7** Queens Park A
- AA8** Queens Park A
- O35-1** Barnstoneworth
- O35-2** Queens Park

Grand Final Winners

- Barnstoneworth
- Dunbar Rovers
- Mascot
- Sydney University
- UNSW
- Coogee United
- Waverley Old Boys
- Sydney University
- Pagewood
- Queens Park

ESSFA Cup Winners

Barnstoneworth



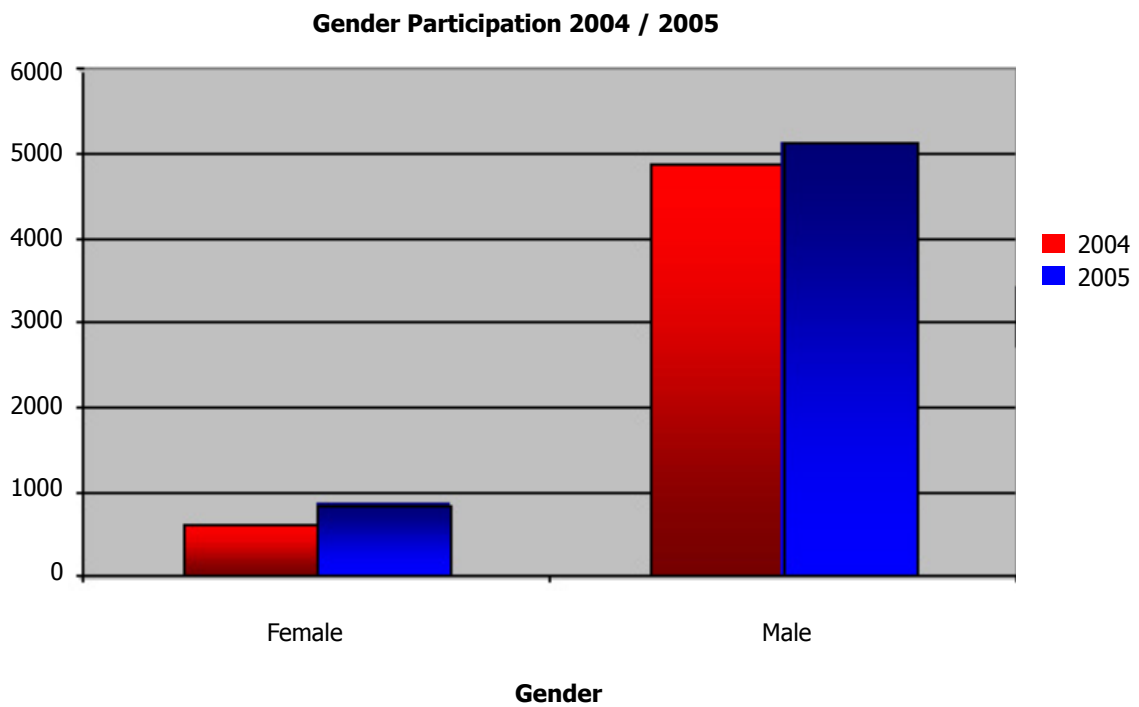
ESSFA Cup Winners Barnstoneworth



ESSFA Status Report



REGISTERED PLAYER COMPARISON 2004 V 2005			
GENDER	2004	2005	% CHANGE
FEMALE PARTICIPATION	634	851	34.20%
MALE PARTICIPATION	4857	5111	5.23%
TOTAL	5491	5962	8.60%

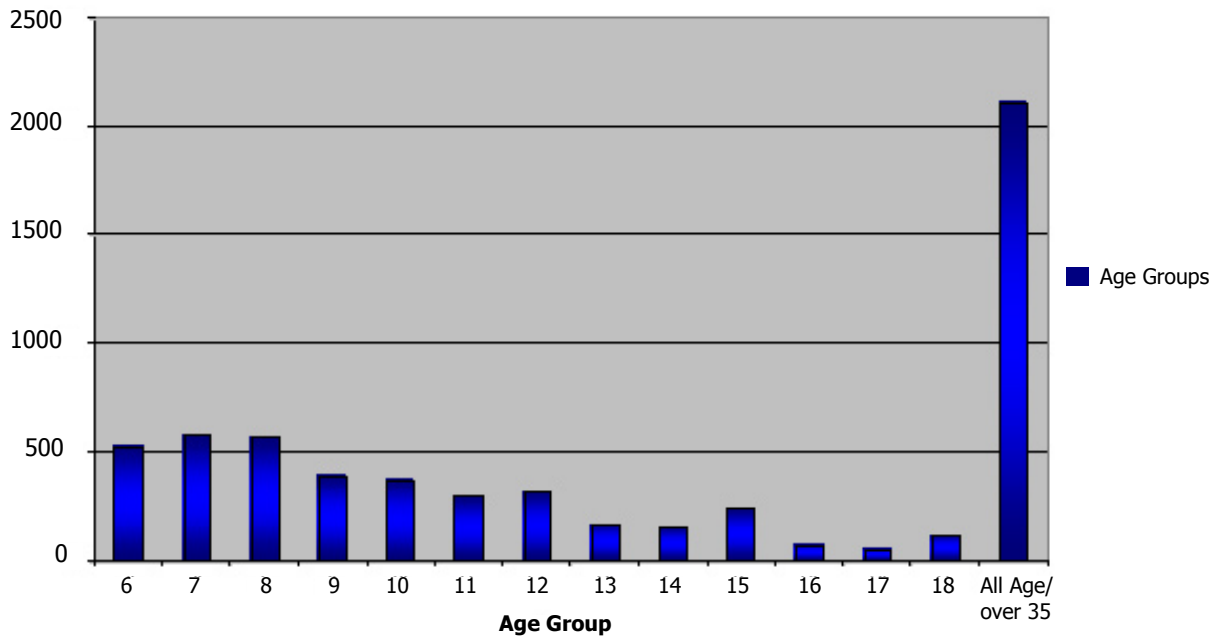


ESSFA Status Report



AGE COMPARISON 2005		
AGE GROUPS	2005	%
6	529	8.88
7	578	9.69
8	569	9.54
9	393	6.59
10	375	6.29
11	295	4.95
12	315	5.28
13	167	2.8
14	148	2.48
15	240	4.03
16	72	1.21
17	54	0.91
18	114	1.91
All Age / Over 35	2113	35.44
TOTAL	5962	100%

Age Group Participation Rates



ESSFA Status Report



JUNIORS V SENIORS 2005		
AGE GROUPS	2005	%
Male Junior	3392	56.89
Female Junior	457	7.66
Male Senior	1720	28.85
Female Senior	393	6.6
TOTAL	5962	100%

Age Group Participation Rates

