



EASTERN SUBURBS
FOOTBALL ASSOCIATION

EASTERN SUBURBS FOOTBALL ASSOCIATION INC.

A.B.N: 92 759 968 542

Annual Report & Financial Statements

for the Year Ended 30th September 2007

www.esfa.com.au

EASTERN SUBURBS FOOTBALL ASSOCIATION NOTICE OF ANNUAL GENERAL MEETING

Notice is hereby given that the Annual General Meeting [AGM] of the Eastern Suburbs Football Association Incorporated [“the Annual General Meeting”] will be held on Monday 26 November 2007 at the registered office of the Eastern Suburbs Football Association, 1371 Botany Road, Botany NSW commencing at 7.00pm

NOTICE OF BUSINESS

ITEM 1. APOLOGIES

ITEM 2. CONFIRMATION

Confirmation of Minutes of the Annual General Meeting of the Eastern Suburbs Soccer Football Association [ESSFA] held on 27 November 2006

ITEM 3. REPORT

To receive reports from the Board of Directors and adopt the 2007 Annual Report

ITEM 4. ACCOUNTS

To receive and consider the balance sheet, income and expenditure accounts and the report of the auditors for the year ending 30 September 2007

ITEM 5. ELECTIONS

In accordance with the constitution of the Eastern Suburbs Soccer Football Association:-

- a) Election of Life Members [If any]
- b) Elect Board of Directors

ITEM 6. MOTIONS

Consideration of any motion of which due notice has been given

ITEM 7. CLOSE OF MEETING

MARK LOUIS

Chief Executive
Monday 29 October 2007



TABLE OF CONTENTS

2007 Office Bearers	4
Life Members	4
Hall of Fame	4
Special Service Awards	4
President's Message	5
Vice President's Message	7
Corporate Vice President's Message	8
Chief Executive Officer's Report	10
Treasurer's Report	12
Financial Report for the	
Year Ended 30th September 2007	13
Football Vice President's Report	25
Judiciary Committee Report	27
League Tables	32
Metropolitan League	47
Presentation Dinner	49
ESFA Status Report	50
Partners	54

2007 OFFICE BEARERS

President	Roy Belcher
Vice President	Alan Chow / Peter Hennessy
Football Vice President	Sean Fenton
Corporate Vice President	Jodie Camden
Treasurer	Steven Goodman

Office Staff

Chief Executive Officer	Mark Louis
Operations Manager	Liz Terry / Ros Hunter
Administrator	Mel Waters / Andrew Crutcher
U/12 Metro League Coach	Andrew Field
U/11 Metro League Coach	Luke Gray

Football Management Committee

Chairman	Sean Fenton
Men's League Chair	Wally Holzer
Women's League Chair	Michelle Bogatyrov
Junior League Chair	Mark Fragias
Representative Football	George Lundy
Judiciary Chair	David Lewis

LIFE MEMBERS, HALL OF FAME & SPECIAL SERVICE AWARDS

Life Members

Paul Mavromatis
Wally Holzer
John Velthuys
Joe Zammit
Ted Simmons
Sean Fenton

Special Service Awards

Wally Holzer
Mark Fragias
Michelle Bogatyrov
David Lewis
Roger Engel
Ian Tischman
Ron Hoenig
George Lundy

Hall of Fame

Andrew Field (player/administration/coach)
John Reid (administration/coach)
Pam Chow (administration)
Mick Vasin (player/administration)
John Nesbit (administration)
Charlie Davidson (coach)
Jim Zammitt (administration)
Tony Pengue (administration)
Peter Grunfeld (administration)
Michael Lazaridis (administration)
George Lundy (coaching/administration)
Ron Hoenig (administration)
Simon Phillips (administration)



PRESIDENT'S MESSAGE

As I look back over the last four Annual Reports, I reaffirmed my belief in where we stand as an organization and how much we have done in that time to advance the great game of football in the Eastern Suburbs. I know that everything is not perfect and that we still have some challenges to see through but I also believe that everyone is trying to get there, staff, board members and you.

Over four years we have re-organised the Association to one of the best in the state. Just ask other Associations for confirmation. We have an organisation of which recognises the difference of the 'game of football' and the 'business of football'. Each is important and neither can do without the other but they are considerably different in the approach. We have the Football Management Committee (FMC) for organising the rules and playing on the parks etc and we have the Board for running the business, the Constitution, Financials and Policy's. It's the business side I would like to concentrate on in my report.

We have this year become a million dollar business and with that, is an enormous amount of responsibility for us all. We need to keep in mind now, that the Board members need to have some business experience to facilitate the right use of these funds and to extract from the outside community, help to deliver a better product.

Each time an organization grows up a step or two, more is expected from it and often, the organization finds it harder and harder to grow at the same concentrated level, year in and year out! People start getting annoyed at the little things because that is all that is left to deal with. This should be recognised by the members and look at the fundamentals or foundations of the organization and then say "are these right?" Only then can we move on and fix all the little things that get fixed by every organization that advances at the speed of light in the beginning.

I believe we are at that point now. We have little things to concentrate on that will ultimately make all of our voluntary lives a little easier. The Board has a plan (Strategy Paper) and is moving towards implementing this. In fact, it has achieved a vast majority of the last plan with time to spare and will need to set a new plan for the next three years.

As you will see over the next few pages, the Association has a fairly good financial foundation now. This can still be destroyed very quickly and we must still keep a very sharp eye on the spending. Although, now we can spend that of which was spent in previous years on debt reduction (business of football) on the advancement of the 'game of football'.

Unfortunately, we have a few Board members retiring and I would like to publicly acknowledge the fantastic work of Jodie Camden the Corporate Vice President



over the last 3 years and whose work on our policies and documents has been nothing short of brilliant. Thank you Jodie.

Our Treasurer over the last few years, Stephen Goodman, who has kept a very tight fiscal policy for all of our benefit, has also decided to retire and I thank him too for a job well done.

Lastly, one Sean Fenton. What more can I say about this man that we have not said or have thought about. A well deserved rest after 20 plus years of service to the Eastern Suburbs game of football. You will be missed greatly Sean but I wish you and Sue great enjoyment with the extra time that you will now have. Thanks, mate!

When I took on the job of leadership for this organization I promised myself to run it as a proper professional business. Employing staff, business strategies, financial responsibilities and a decent office. (Can you remember the Kensington Bowling Club!) We have over the last four years achieved all this and more and I still have the desire to move it all up another level with your help and confidence!

Enjoy your holidays and I hope to see you at the meetings and on the parks next year.

ROY BELCHER
President

VICE PRESIDENT'S MESSAGE

I have enjoyed my (first) year on the ESFA Board. I was pleasantly surprised to find the Association being more professionally run than I actually imagined looking in from the outside.

Significant improvement has been made this year in the area of **referees** and I would like to thank the Executive of the Referees Association for the good work they have done, especially in the coverage of games. An indicator of this is that ESFA paid the referees almost double this year what we did in 2006, indicating that many more games were covered by referees. Even using my own club as a barometer, the number of complaints about referees this year has reduced significantly. Indeed I received positive feedback about the fact that Premier League and Reserves games were covered by both referee and assistant referees. The Referees Association have recruited a lot of new referees this year so hopefully we will start to reap the benefits of this next season. There is still more work to do, but with communication between both bodies getting better, we can expect that the positive trend will continue next season.

I believe there is a tremendous opportunity to increase **sponsorship** as an income stream for this Association. With the highest number of active members by far of any sporting code in the Eastern Suburbs, we should be making the most of this, but to date we have not. We have started the ball rolling this year by seeking some professional assistance in planning a sponsorship strategy for ESFA and identifying ways of generating sponsorship opportunities, and will continue to work on this in the off-season.

The ESFA **presentation night** has the potential to be a great night. This year's function was held at a great venue with a very entertaining MC but the attendance could have been better. I know that many clubs have their own end of season presentation nights but there is surely a place in our calendar for a night where players from our different member clubs get to socialise together off the field. I believe if the Association were to attract some high profile guest speakers, plan the night for a Saturday night, promote it more with the clubs and for club management to promote it more with club members that the night could become a real success and once it gets a good reputation, the attendance would grow and grow.

I would like to thank **Roy Belcher**, firstly for the excellent job he has done for the last five or six years at the helm of this Association and for his guidance this year to me personally. I would also like to thank **Mark Louis** for doing an excellent job in implementing the direction set by the Board and for his professionalism throughout.

Finally, I would like to pay tribute to my departing Board colleagues:

Steve Goodman who will not be seeking re election to the Board after guiding the Association to its strongest financial position for many years. Thanks, Steve for your strong financial management.

Thanks also to **Jodie Camden** (who unexpectedly resigned from the Board recently) for her contribution to the Association over a number of years, especially in the area of corporate affairs and governance issues. Her experience and knowledge in these areas have proven invaluable and have ensured that ESFA is now being run as a business.

Sean Fenton will also not be seeking re election to the ESFA Board after many years of service. Sean has been the absolute driving force behind our Men's, Junior and Women's competitions and has done an enormous amount of work. I congratulate him on his immense contribution to this Association and wish him all the very best in his 'retirement'. I know that he intends to continue playing so he will not be entirely lost to us but he will be sorely missed from a Board perspective.

Whilst it will be hard for us to replace the above talent, it does provide opportunity for some fresh new blood with fresh ideas to join the Board and continue the positive trend achieved over the last few years. The Association is now in good shape structurally, administratively and financially, an ideal springboard to grow football in the Eastern Suburbs....

Thanks for your support this year.

PETER HENNESSY
Vice President

CORPORATE VICE PRESIDENT'S MESSAGE

The role of Corporate Vice President includes compiling and updating a comprehensive library of published and observed policies and guidelines, and documented Memoranda of Understanding with external business partners. Additionally, the role ensures that the decisions of the Board and ESFA Committees are justifiable in terms of our Constitution, By-Laws and Rules & Regulations. The Corporate Vice President role is about systems, processes, and overseeing "good governance" for the company.

In summary, 2007 was another busy year:

CORPORATE GOVERNANCE & POLICY

- Re-draft of sections of the Constitution, By-Laws and Judiciary Committee & Appeals Manual;
- Represented ESFA in a mediated Level 4 dispute under the Memorandum of Understanding (MoU) with ESSRA;
- Improved administration of the Judiciary Committee process, including publication of decisions to ESSRA and follow-up on observance of all aspects of penalty determinations oversights by the CEO;
- Review of the Sydney Olympic MoU

ESSRA LIAISON

The Board gave approval for me to provide hands-on administrative and policy assistance to the Executive of ESSRA during this season. The ESFA accounts show that we paid for 85% more coverage for referees (in terms of total fees) in 2007 compared to 2006. As the schedule of fees in 2006 and 2007 were identical, this means **more games** were covered by ESSRA appointed officials in 2007.

The Football Management Committee included ESSRA as an ex-officio member. The FMC were able to resolve the majority of issues arising from the conduct of competitions in the best interests of both organisations.

JUDICIARY COMMITTEE

A comprehensive report has been provided by Judiciary Committee Chair David Lewis. It is clear from these statistics that as an organisation, we must act promptly and co-operatively to address the

disturbing growth in the patterns and trends of poor spectator and RTO behaviour towards opponents and match officials. Clubs may well be called upon to demonstrate more comprehensive leadership, and accept greater responsibility for the misconduct of those purporting to represent them.

APPEALS COMMITTEE

No. of Appeals against JC decisions - 4
No. upheld - 0
No. dismissed - 3 (1 pending at the time of writing.)

BOARD APPEAL PANEL

The Board of Directors formed a Board Appeal Panel on four separate occasions from late 2006 and through season 2007. The Board Appeal Panel dealt with official protests against administrative decisions made by ESFA Committees, including the Football Management Committee.

Two of the four Board Appeal Panel decisions were further tested on appeal to the Soccer Sydney Appeals Committee. One is pending (at the time of writing), and the other was dismissed, with the appellant club failing to appear at the hearing.

FOND FAREWELLS

The 2007 AGM ends an "era" within the Board and the administration of our sport in the Eastern Suburbs. Football Vice President Sean Fenton is retiring at this election to concentrate on life, the universe and everything in general (of course he'll continue to play!!).

With over 20 years of dedicated service at club and association level, and having been recognised as a Life Member of ESFA for his outstanding contribution and achievements, Sean's is perhaps the hardest act to follow. Sean's wealth of knowledge can perhaps only be replaced by one person putting in 20 years of equally dedicated service. I am not sure if Sean's milestone of service can ever be equalled or surpassed. Even so, Sean's legacy will remain in place for many years to come. It has been my great pleasure to work with and learn from Sean these past three years.

2007 also sees the retirement of our Treasurer, Steve Goodman. Steve's accounting rigour, his keen eye for good business decisions, and his other board



contributions have helped steer our organisation into what is now a \$1 million annual turnover business. Prudent observance of Steve's legacy systems will ensure ESFA remains in the "black" for many years to come. This will take discipline however.

I resigned from the Board on Wednesday 24 October, 2007. I am not seeking reelection at the 2007 AGM.

I feel I can reflect with some degree of pride on my personal contribution to the growth and development of ESFA since November 2004. ESFA is now well positioned as a leader and innovator in the delivery of the 'world game' in the Eastern Suburbs. I trust this hard-earned status can be maintained.

To my ultimate successor, I say: "all the best", "keep 'em honest", and above all else, "enjoy yourself in the role".

My best wishes to you all for continued success in 2008 and beyond.

JODIE CAMDEN
Corporate Vice President



CHIEF EXECUTIVE'S REPORT

It's been another year of growth for Eastern Suburbs Football. A fourteen percent increase in player participation numbers to a membership of 7453 players and an increase in the organisations profile are two areas in which the organisation has moved forward.

From a financial point of view, we continue to operate in accordance with sound procedures and a tight budget. The financial surplus from ordinary activities amounted to \$67,815.56. I'd like to acknowledge the work that Steven Goodman has contributed to the organisation in keeping us on track and reporting to the Board on our financial situation from month-to-month.

The ESFA strategic plan 2006 – 2009 was released. The plan outlines four broad goals of administration, governance, community football development, and communication and marketing. I am pleased to report that many of our objectives were achieved this year. Some of these include:

- Establishment of league councils for juniors, men and women;
- Improved communication through more timely and appropriate information on our website;
- Year round financial viability;
- Rules and regulations compiled and endorsed for all league councils;
- Position descriptions, employee manual and employee agreements finalised;
- Independent Judiciary committee and Appeals committee established;

- Clear development pathways established for the development of football players (boys and girls) in the Eastern Suburbs at all levels of ability;
- Conduct of meetings with local council and government officials to discuss issues such as facility infrastructure like the development of Pioneers Park, Booralee Park, Paine Reserve and Heffron Park.;
- Increased number of coaching courses and educational seminars;
- The introduction of the ESFA Coaches Council; and
- Increase in the number of referees

Additionally, the total overhaul of the ESFA website brought things up to date and sits as one of the better sport sites in the state. Our new 'user friendly' site suits all user groups and received just under 1 million hits in its first year.

The inaugural season of the ESFA Premier League competition was a huge success. The standard of playing, refereeing and administration was lifted and I congratulate each club who participated. I would like to congratulate Dunbar Rovers on a great season being crowned League Champions for both Premier League 1st grade and Reserve grade. Unfortunately our Premier League Grand Final had to be moved from Hensley Field due to wet weather. Congratulations to Waverley Old Boys who defeated Dunbar Rovers in the First Grade final 1 – 0.

Our Beach Football tournament each December continues to be well received with interest from all over Sydney. The summer sixes also continues to



grow. Currently we offer summer competitions in areas we wish to develop particularly Junior Boys and girls, Over 35 women and O40 men. Both of these events have enabled the Association not to rely on team fees from the regular winter season for our only source of income and has reduced our cash flow concerns.

The ESFA Presentation Dinner, a celebration of our Men's and Women's Leagues, was a successful evening with a good time had by all who attended. Congratulations to all award winners.

Our sincere thanks go to the loyal sponsors who maintained strong relationships with us during the year – dansport, errea and ogalo kensington.

There were further changes to staff at the Association over the year. When Mel Waters moved on to another organisation we attracted Andrew Crutcher to replace her. Andrew commenced in January and has developed extremely well. Andrew's professionalism and commitment to the Association is of the highest order. Liz Terry, who left us in April, made a key contribution to the growth of ESFA's professional standing in the football family, and the success of our Operations via her high quality service delivery to our members. When Liz moved on we attracted Ros Hunter who brings with her a great deal of knowledge and experience in the administration of football. Both Ros and Andrew had to settle in quickly into their roles and adjusted well to the 'way we do things' in the Eastern Suburbs. I would like to acknowledge Ros and Andrews support over the year and appreciate

their loyalty to the organisation. The Staff at ESFA will continue to play an important role in providing quality service to our membership.

It remains important that the constant efforts of the Board of Directors are acknowledged. Personally I would like to acknowledge and thank the President Roy Belcher and the Board for their confidence and encouragement during this challenging year. I would also like to personally acknowledge our Football Vice President, Sean Fenton, for his guidance and commitment to the association. Sean will not be seeking re election and will be taking a well earned rest after making a contribution to our community for over 25 years. We have all received a gift in Sean and the game is in a better place thanks to his enormous contribution.

Working for Eastern Suburbs Football can be extremely challenging at times but is also rewarding and enjoyable. With this in mind I would like to thank the members of the Football Management Committee, members of the League Councils, the Metropolitan League coaches and managers and referees. And finally, I thank the hard-working club officials and coaches who devote so much time and energy beyond our expectations.

MARK LOUIS
Chief Executive

TREASURER'S REPORT

The Association had another good financial year which builds on last years good result. Our operating surplus, that is the income we made less the expenses that we paid during the year, was \$67,815.56 (compared to \$80,654.16 for the year ended Sept 06). This increased the Associations accumulated surplus to \$161,492.48 at Sept 2007. This surplus produced a further improvement in the cash position of the Association to \$161,492 at Sept 2007 (compared to \$96,925.74 at Sept 2006 and \$2,072.99 at Sept 2005).

The improvements evident over the past two financial years were due to the increases in participation numbers and improvements in managing cash flow (billings, collections and payments).

The improved cash position should enable the Association to manage its cash flow without having to make any drawings on its limited overdraft facility over the summer period.

It is important from a financial perspective for the association to have a cash surplus at the end of its financial year because most of its revenue only comes into the Association at the start of the winter competition in March-May. However, the Association still has regular monthly costs that it must meet over the summer period in Sept-Feb. In my view the current surplus is a minimum of what the association should aim for and it should be increased further in line with increases in the Associations revenues and costs as they continue to grow from increases in participation numbers.

I am often asked where all the fees paid by clubs (and ultimately their members go). The attached accounts provide an answer to this question, at least at a high level. In short the total revenue of the Association which is mostly represented by fees paid by clubs (and ultimately their members) was \$1,016,021.13 and this is where it went:

Affiliation Fees (Soccer NSW)

\$277,099.03 27.27%

Employment

\$179,851.83 17.70%

Ground Hire

\$157,308.17 15.48%

Referees

\$124,946.20 12.30%

Surplus

\$67,815.56 6.67%

Camps & Clinics

\$55,358.37 5.45%

Awards

\$40,139.75 3.95%

Rent

\$33,885.00 3.34%

Other (see 11 items of detail in Income Statement)

\$79,617.12 7.84%

As I have already indicated to the board, I have decided not to stand for re-election to the board this year. I have enjoyed the two years I have spent as Treasurer of the Association and I am proud of our achievements over that period.

In closing, I would like to thank my fellow board members as well as the entire ESFA team for the outstanding work they performed during the year and for all their friendship and assistance over the last two years.

STEVEN GOODMAN

Treasurer



EASTERN SUBURBS
FOOTBALL ASSOCIATION

EASTERN SUBURBS FOOTBALL ASSOCIATION INC.

A.B.N: 92 759 968 542

Financial Report
for the Year Ended
30th September 2007

COMMITTEES' REPORT

Your committee members submit the financial report of the Eastern Suburbs Football Association Inc. for the financial year ended 30 September 2007.

COMMITTEE MEMBERS

The names of committee members throughout the year and at the date of the report are;

Roy Belcher

President, Eastern Suburbs Football Association
General Manager
Horizon Print Media

Allan Chow

Vice-President, Eastern Suburbs Football Association
Manager, Administrative Services Institute of Languages, UNSW

Peter Hennessy

Vice-President, Eastern Suburbs Football Association
President, Dunbar Rovers Football Club
Software Group Program Manager, IBM Asia Pacific

Sean Fenton

Football Vice President, Eastern Suburbs Football Association
Life Member, Eastern Suburbs Football Association
Life Member, Pagewood Botany Soccer Club
Area Manager, British American Tobacco

Jodie Camden

Corporate Vice President, Eastern Suburbs Football Association
Solicitor
Senior Manager, NSW Police

Steven Goodman

Treasurer, Eastern Suburbs Football Association
Partner, Truman Hoyle Lawyers

BOARD MEETINGS

The number of Board meetings attended by each of the committee members of the Association during the financial year are:

Member	No. of meetings Attended	No. of meetings eligible to attend
Roy Belcher	12	12
Allan Chow	2	2
Peter Hennessy	9	10
Sean Fenton	11	12
Jodie Camden	11	12
Steven Goodman	10	10

Apologies were received from committee members for some meetings not attended.

PRINCIPAL ACTIVITIES

The principal continuing activities of the association in the course of the financial year were the fostering and control of the game of association football within the boundaries of the Eastern Suburbs as determined by Football NSW.

OPERATING RESULT

The operating surplus for the year was : \$ 67,815.56

Significant Changes

No significant change in the nature of these activities occurred during the year.

Dividends

The Constitution, Articles & By-Laws of the association prohibit the payment of dividends, accordingly no dividends have been provided for or paid during the financial year.

After Balance Date Events

No matters or circumstances have arisen since the end of the financial year which significantly affected or may significantly affect the operations of the Association the results of those operations, or the state of affairs of the Association in future financial years.

Likely Developments and Results

There are no known likely developments, other than referred to in this report, that would have a material impact on the association or its operations.

Indemnifying Officers or Auditor

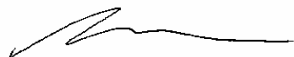
No indemnities have been given or insurance premiums paid, during or since the end of the financial year, for any person who is or has been an officer or auditor of the entity, other than as set out below.

During or since the financial year the Association has paid premiums to insure all committee members against liabilities for costs incurred by them in defending any legal proceedings arising out of their conduct while acting in the capacity of committee member of the Association other than involving conduct involving a wilful breach of duty in relation to the Association.

Signed in accordance with a resolution of the Members of the Committee.



Roy Belcher
President



Steven Goodman
Treasurer

Signed at Sydney this 24th Day of October 2007

Eastern Suburbs Football Association Inc.
Income Statement for the year ended 30 September 2007

	Note	Sept 2007 \$	Sept 2006 \$
Income			
Administrative Income		14,728.31	12,192.02
Camps & Clinics		62,821.84	48,439.40
Equipment Sales		10,194.53	6,030.45
Functions & Fund Raising		17,835.38	10,075.91
Ground Hire		114,874.75	81,528.38
Government Grants Received		-	2,500.00
Interest Received - Other Corporations		3,560.80	-
Referees Fees		94,757.80	62,322.75
Team Fees		672,326.54	571,240.99
Team Fees - Summer Sixes & Beach Soccer		24,921.18	23,980.58
		<u>1,016,021.13</u>	<u>818,310.48</u>
Expenditure			
Administration Expenses		(6,238.87)	(12,294.16)
Advertising & Promotion		(9,258.83)	(1,741.37)
Affiliation Fees - Soccer NSW		(277,099.03)	(241,102.59)
Amortisation & Depreciation		(5,142.77)	(3,511.19)
Audit Fees		(3,500.00)	(2,500.00)
Awards & Prize Money		(40,139.75)	(21,859.69)
Bad & Doubtful Debts		(1,042.54)	-
Camps & Clinics		(55,358.37)	(27,261.83)
Employment Expenses		(179,851.83)	(144,132.60)
Functions & Fundraising Costs		(5,389.21)	(6,479.91)
Ground Hire		(157,308.17)	(116,488.28)
Insurances		(3,125.44)	(2,808.65)
Interest Paid		-	(767.68)
Legal Fees		-	(1,355.00)
Licence Fees		(1,468.13)	(6,850.00)
Maintenance & Repairs		(3,013.94)	(2,369.27)
Player Equipment		(17,813.28)	(8,264.82)
Postage, Printing & Stationery		(17,227.60)	(11,948.77)
Provision for Club Security Bonds		(1,000.00)	(17,000.00)
Referees		(124,946.20)	(67,306.50)
Rental Expense		(33,885.00)	(32,578.13)
Staff Training & Amenities		-	(1,599.55)
Telephone & Communications		(5,396.61)	(7,436.33)
		<u>(948,205.57)</u>	<u>(737,656.32)</u>
Profit before income tax expense		67,815.56	80,654.16
Income tax expense		-	-
Profits after income tax		<u>67,815.56</u>	<u>80,654.16</u>
Accumulated Surplus/(Deficit) brought forward		78,088.30	(2,565.86)
Accumulated Surplus carried forward		<u>145,903.86</u>	<u>78,088.30</u>

The accompanying notes form part of this financial report

Eastern Suburbs Football Association Inc.
Balance Sheet as at 30 September 2007

	Note	Sept 2007 \$	Sept 2006 \$
Current Assets			
Cash and Cash Equivalents	2	161,492.48	96,925.74
Trade and Other Receivables	3	49,349.25	34,057.28
Total Current Assets		<u>210,841.73</u>	<u>130,983.02</u>
Non-current Assets			
Property, Plant & Equipment	4	14,032.47	16,280.24
Total Non-current Assets		<u>14,032.47</u>	<u>16,280.24</u>
Total Assets		224,874.20	147,263.26
Current Liabilities			
Trade and Other Payables	5	45,759.06	41,102.38
Provisions	6	15,211.28	11,072.58
Total Current Liabilities		<u>60,970.34</u>	<u>52,174.96</u>
Non Current Liabilities			
Provisions	7	18,000.00	17,000.00
Total Non-current Liabilities		<u>18,000.00</u>	<u>17,000.00</u>
Total Liabilities		78,970.34	69,174.96
Net Assets		<u>145,903.86</u>	<u>78,088.30</u>
Members' Funds			
Accumulated Surplus		145,903.86	78,088.30
Total Members' Funds		<u>145,903.86</u>	<u>78,088.30</u>

The accompanying notes form part of this financial report

Eastern Suburbs Football Association Inc.
Cash Flow Statement for the year ended 30 September 2007

	Note	Sept 2007 \$	Sept 2006 \$
Cash Flow from Operating Activities			
Receipts from customers		1,077,717.80	892,139.44
Payments to suppliers and employees		(1,014,816.86)	(780,487.68)
Interest received		3,560.80	-
Net cash provided by/(used in) operating activities	8(b)	<u>66,461.74</u>	<u>111,651.76</u>
Cash Flow from Investing Activities			
Payments for property, plant & equipment		(2,895.00)	(16,799.01)
Net cash provided by/(used in) investing activities		<u>(2,895.00)</u>	<u>(16,799.01)</u>
Cash Flows from Financing Activities			
Club bonds received		2,000.00	-
Club bonds refunded		(1,000.00)	-
Net cash provided by/(used in) financing activities		<u>1,000.00</u>	<u>-</u>
Net increase in cash held		64,566.74	94,852.75
Cash at beginning of year		96,925.74	2,072.99
Cash at end of year	8(a)	<u><u>161,492.48</u></u>	<u><u>96,925.74</u></u>

The accompanying notes form part of this financial report

Eastern Suburbs Football Association Inc.
Notes to the financial statements
for the year ended 30 September 2007

Note 1: Statement of Accounting Policies

This financial report is a special purpose financial report prepared in order to satisfy the financial reporting requirements of the Associations Incorporation Act New South Wales. The committee has determined that the association is not a reporting entity.

The financial report has been prepared in accordance with the requirements of the Associations Incorporation Act New South Wales and the following Australian Accounting Standards:

AASB 112	Income Taxes
AASB 1031	Materiality
AASB 110	Events after the Balance Sheet Date
AASB 117	Leases

No other applicable Accounting Standards, Australian Accounting Interpretations or other authoritative pronouncements of the Australian Accounting Standards Board have been applied.

The financial report has been prepared on an accruals basis and is based on historic costs and does not take into account changing money values or, except where specifically stated, current valuations of non-current assets.

The following material accounting policies, which are consistent with the previous period unless otherwise stated, have been adopted in the preparation of this financial report

a) Income Tax

No provision for income tax has been raised as the entity is exempt from income tax under Section 50-45 of the Income Tax Assessment Act 1997.

b) Fixed Assets

Leasehold improvements and office equipment are carried at cost less, where applicable, any accumulated depreciation.

The depreciable amount of all fixed assets are depreciated over the useful lives of the assets to the association commencing from the time the asset is held ready for use. Leasehold improvements are amortised over the shorter of either the unexpired period of the lease or the estimated useful lives of the improvements.

c) Leases

Leases of fixed assets where substantially all the risk and benefits incidental to the ownership of the asset, but not the legal ownership are transferred to the association are classified as finance leases.

Finance leases are capitalised by recording an asset and a liability at the lower of the amounts equal to the fair value of the leased property or the present value of the minimum lease payments. Including any guaranteed residual values. Lease payments are allocated between the reduction of the lease liability and the lease interest expense for that period.

Leased assets are depreciated on a straight-line basis over the shorter of their estimated useful lives or the lease term.

Lease payments for operating leases, where substantially all the risks and benefits remain with the lessor, are charged as expenses in the periods in which they are incurred.

Lease incentives under operating leases are recognised as a liability and amortised on a straight-line basis over the life of the lease term.

Eastern Suburbs Football Association Inc.
Notes to the financial statements
for the year ended 30 September 2007

1 Statement of Accounting Policies (continued)

d) Employee Benefits

Provision is made for the association's liability for employee benefits arising from services rendered by employees to balance date. Employee benefits that are expected to be settled within one year have been measured at the amounts expected to be paid when the liability is settled, plus related on-costs. Employee benefits payable later than one year have been measured at the present value of the estimated future cash outflows to be made for those benefits.

e) Cash and Cash Equivalents

Cash and cash equivalents include cash on hand, deposits held at-call with banks, other short-term highly liquid investments with original maturities of three months or less, and bank overdrafts. Bank overdrafts are shown within borrowings in current liabilities on the balance sheet.

f) Revenue

Revenue from the sale of goods is recognised upon the delivery of goods to

Interest revenue is recognised on a proportional basis taking into account the interest rates applicable to the financial assets.

Revenue from the rendering of a service is recognised upon the delivery of the

All revenue is stated net of the amount of goods and services tax (GST).

g) Goods and Services Tax

Revenues, expenses and assets are recognised net of the amount of GST, except where the amount of GST incurred is not recoverable from the Australian Tax Office. In these circumstances the GST is recognised as part of the cost of acquisition of the asset or as part of an item of the expense. Receivables and payables in the balance sheet are shown inclusive of GST.

Cash flows are presented in the cash flow statement on a gross basis, except for the GST component of investing and financing activities, which are disclosed as operating cash flows.

h) Comparative Figures

When required by Accounting Standards, comparative figures have been adjusted to conform to changes in presentation for the current financial year.

Eastern Suburbs Football Association Inc.
Notes to the financial statements
for the year ended 30 September 2007

	Note	Sept 2007 \$	Sept 2006 \$
Note 2: Current Assets			
- Cash & Cash Equivalents			
Cash at Bank		107,931.68	96,925.74
Interest Bearing Deposit		53,560.80	-
		<u>161,492.48</u>	<u>96,925.74</u>
Note 3: Current Assets			
-Trade and Other Receivables			
Trade Receivables		33,986.38	12,838.51
Other Receivables		9,422.87	15,278.77
Deposits Paid		5,940.00	5,940.00
		<u>49,349.25</u>	<u>34,057.28</u>
Note 4: Non-current Assets			
- Property, Plant and Equipment			
Office Equipment		17,948.69	15,053.69
Accumulated Depreciation		<u>(10,755.68)</u>	<u>(6,454.12)</u>
		7,193.01	8,599.57
Equipment- at cost		2,850.00	2,850.00
Accumulated Depreciation		<u>(1,140.00)</u>	<u>(570.00)</u>
		1,710.00	2,280.00
Memorabilia		5,424.10	5,424.10
Accumulated Depreciation		<u>(294.64)</u>	<u>(23.43)</u>
		5,129.46	5,400.67
		<u>14,032.47</u>	<u>16,280.24</u>
Note 5: Current Liabilities			
- Trade and Other Payables			
Trade Creditors		23,453.06	21,052.55
Sundry Creditors and Accrued Expenses		10,150.00	9,030.00
Employee Accruals		12,156.00	11,019.83
		<u>45,759.06</u>	<u>41,102.38</u>
Note 6: Current Liabilities			
- Provisions			
Employee Benefits		15,211.28	11,072.58
		<u>15,211.28</u>	<u>11,072.58</u>

Eastern Suburbs Football Association Inc.
Notes to the financial statements
for the year ended 30 September 2007

	Note	Sept 2007 \$	Sept 2006 \$
Note 7: Non Current Liabilities			
- Provisions			
Provision for Member Bonds		18,000.00	17,000.00
		<u>18,000.00</u>	<u>17,000.00</u>
Note 8: Cash Flow Information			
a) Reconciliation of Cash			
Cash at the end of the financial year as shown in the statements of cash flows is reconciled to the related items in the balance sheet as follows:			
Cash at Bank		107,931.68	96,925.74
Interest Bearing Deposit		53,560.80	-
		<u>161,492.48</u>	<u>96,925.74</u>
b) Reconciliation of Cash Flow from Operations with Operating Profit after Income Tax			
Operating (Deficit)/Surplus after Income Tax		67,815.56	80,654.16
Non-cash flows in operating profit			
Depreciation		5,142.77	3,511.19
Provision for annual leave		4,138.70	7,440.34
Provision for member bonds		-	17,000.00
Changes in assets & liabilities			
(Increase)/Decrease in receivables		(15,291.97)	(5,616.80)
Increase/(Decrease) in sundry creditors and accrued expenses		4,656.68	8,662.87
Cash Flow from Operating Activities		<u>66,461.74</u>	<u>111,651.76</u>
Note 9: Capital & Leasing Commitments			
Operating Lease Commitments			
Non-cancellable operating leases contracted for but not			
Being rent of office			
Payable - minimum lease payments			
- not later than 12 months		36,900	36,900
- later than 12 months but not later than 5 years		7,725	36,900
- greater than 5 years		-	7,725
		<u>44,625</u>	<u>81,525</u>

The property lease is a non-cancellable lease with a three-year term from 1 December 2005, with rent payable monthly in advance. Contingent rental provisions within the lease agreement require that the minimum lease payments shall be increased by 5% per annum. An option exists to renew the lease at the end of the three-year term for an additional term of three years.

**Eastern Suburbs Football Association Inc.
Statement by Members of the Committee**

The committee has determined that the association is not a reporting entity and that this special purpose financial report should be prepared in accordance with the accounting policies outlined in Note 1 to the financial statements.

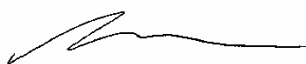
In the opinion of the committee the financial report:-

1. Presents a true and fair view of the financial position of Eastern Suburbs Football Association Inc. as at 30 September 2007 and its performance for the year ended on that date.
2. At the date of this statement, there are reasonable grounds to believe that Eastern Suburbs Football Association Inc. will be able to pay its debts as and when they fall due.

This statement is made in accordance with a resolution of the Committee and is signed for and on behalf of the Executive Committee by:.



Roy Belcher
President



Steven Goodman
Treasurer

Signed at Sydney this 24th Day of October 2007

Rohan McCoy B.Bus. C.A.

Accounting, Audit, Taxation & Business Advisory Services

42 Bonds Rd
Peakhurst NSW 2210
PO Box 399
Petersham NSW 2049
Tel (02) 9596 1713
Fax (02) 9596 1714
Mobile 0412 979 969

rohanmccoy@optusnet.com.au

INDEPENDENT AUDIT REPORT TO THE MEMBERS OF EASTERN SUBURBS FOOTBALL ASSOCIATION INC.

Report on the Financial Report

I have audited the accompanying financial report, being a special purpose financial report, of Eastern Suburbs Football Association Inc. (the association), which comprises the balance sheet as at 30 September 2007, and the income statement, a summary of significant accounting policies, other explanatory notes and the statement by members of the committee.

Committee's Responsibility for the Financial Report

The committee of the association is responsible for the preparation and fair presentation of the financial report and have determined that the accounting policies described in Note 1 to the financial statements, which form part of the financial report, are consistent with the financial reporting requirements of the Associations Incorporation Act New South Wales 1984 and are appropriate to meet the needs of the members. The committee's responsibilities also include establishing and maintaining internal control relevant to the preparation and fair presentation of the financial report that is free from material misstatement, whether due to fraud or error; selecting and applying appropriate accounting policies; and making accounting estimates that are reasonable in the circumstances.

Auditor's Responsibility

My responsibility is to express an opinion on the financial report based on my audit. No opinion is expressed as to whether the accounting policies used, as described in Note 1, are appropriate to meet the needs of the members. I have conducted my audit in accordance with Australian Auditing Standards. These Auditing Standards require that I comply with relevant ethical requirements relating to audit engagements and plan and perform the audit to obtain reasonable assurance whether the financial report is free from material misstatement.

An audit involves performing procedures to obtain audit evidence about the amounts and disclosures in the financial report. The procedures selected depend on the auditor's judgment, including the assessment of the risks of material misstatement of the financial report, whether due to fraud or error. In making those risk assessments, the auditor considers internal control relevant to the entity's preparation and fair presentation of the financial report in order to design audit procedures that are appropriate in the circumstances, but not for the purpose of expressing an opinion on the effectiveness of the entity's internal control. An audit also includes evaluating the appropriateness of accounting policies used and the reasonableness of accounting estimates made by the committee, as well as evaluating the overall presentation of the financial report.

The financial report has been prepared for distribution to members for the purpose of fulfilling the committee's financial reporting under the Associations Incorporation Act New South Wales 1984. I disclaim any assumption of responsibility for any reliance on this report or on the financial report to which it relates to any person other than the members, or for any purpose other than that for which it was prepared.

I believe that the audit evidence I have obtained is sufficient and appropriate to provide a basis for my audit opinion.

Independence

In conducting our audit, I have complied with the independence requirements of Australian professional ethical pronouncements.

Auditor's Opinion

In my opinion, the financial report of Eastern Suburbs Football Association Inc. presents fairly, in all material respects the financial position of Eastern Suburbs Football Association Inc. as of 30 September 2007 and of its financial performance for the year then ended in accordance with the accounting policies described in Note 1 to the financial statements.



Rohan John McCoy

Registered Company Auditor

Dated this 24th day of October 2007

FOOTBALL VICE PRESIDENT'S REPORT

2007 proved a very difficult year in the administration of competitions and highlighted the importance of getting the set up correct. Things tend to snowball and it is important to get the yearly calendar 100% correct before proceeding to the next step. The Association is challenged by having specific time frames in which it is able to provide competitions for its members.

The competition draw is the absolute heart of the Association and it is extremely important that the draw is as close to perfect as possible. The 2007 draw was much disrupted this year and every member club had valid complaints in relation to the 2007 draw. There were too many breaks in the draw and clubs with facilities were playing home fixtures at away venues on numerous occasions.

The office is always under considerable pressure to publish the full draw prior to the competition commencing and there were notable draw changes to the Junior and Women's Leagues prior to the commencement of the season. This is usually so as teams/clubs refuse at times to challenge themselves and seek improvement and wish to play in a lower division. This means an imbalance at times of the amount of teams per division. The knock on effect is that competitions can not finish at the same time and thus extended seasons are chaotic.

Furthermore in 07, there was considerable movement of teams to different divisions creating major draw changes mid season. More so than that of 2006.

To complicate things even more so in 2007 the weather caused havoc for the operation of competitions for another year. A total of 5 weekends were washed out and rescheduled. The FMC were able to successfully reschedule all competitions.

The Football Management Committee in 2008 must ensure the office has every opportunity of providing an acceptable draw by determining the correct make up of each age group and division. Further discussion needs to take place on possibilities of the Association providing trials for age groups 10 – 12. This would reduce the season proper given the available time for the season. In any event the association must improve its process to improve the draw and its consistency.

Throughout 2007 the Association had a considerable staff turnover in the operations department. Staff was inexperienced dealing with protocols, procedures and our computer management system. Our Operations Manager in particular was literally thrown in the deep end and performed relatively well considering the pressure applied from member clubs, the FMC and Board. For that I would like to thank Ros and Andrew for their help and support through the year in what was a difficult year.

FOOTBALL MANAGEMENT COMMITTEE

The Football Management Committee again had new blood introduced to it and thus experience was lacking. A new Women's chair and Junior chair along with differing referees members made the start to the season very hard. In fact a new women's chair was not in position until just before the competition started. This made the operations side of the FMC a little slow as these new members had to grow into their roles.

Later in the season our junior chair struggled in the role due to work commitments and thus was not involved in a lot of decision making for that area of responsibility.

The role of football committee is to manage the competitions. When these competitions are effected by issues out of our control tough decision have to be made and this year many of those decisions were made in what we determined as best for the competition.

2007 was by far a harder season to manage than 2006 but I do thank members of the FMC in helping us get through such a difficult year and I hope that members will maintain their effort in respective councils so as we can get some consistency at this level.

LEAGUE COUNCILS

We had an indifferent year with our League Councils.

Our Men's League competitions were run fairly smoothly with little disruption. Wally Holzer is extremely experienced as the Chair of the Men's League Council and provided fantastic support and advice to the office staff and the FMC. I thank Wally again for his contribution and appreciate the experience he brings to the table.

The Junior competitions were faced with re-grading and draw problems. Mark Fragias was in his first year

as Junior League Chair and also had a difficult time providing the time to the role due to work commitments. But in such a difficult arena Mark did a great job as he has good communication skills and works well with others.

The Women's League competitions continued to grow. There were teething problems as this was Michelle Bogatryov's first season also. But it can be said that Michelle is very passionate about women's football and football in general and at times we had to curb her enthusiasm and desire to run at a million miles an hour. All that said Michelle developed extremely well into her role and I hope that she continues to support the female members of the association.

CONCLUSION

The 2007 season was extremely difficult in many aspects. Moving forward it is a year 'under the belt' for operational staff and members of the FMC. Additional training for staff and a concentration on the development of the make up of competitions and the 2008 will be the focus.

Additionally, further education will be provided to members ranging from the computer management system to sports rage and member protection.

With this years experiences of the ESFA Operations manager and the League Council Chairs the competitions will run more effectively and create in increase in member satisfaction

In finishing I would like to pass on my thanks to the many. I have decided not to stand for re election in 2008 and take a rest after so many years and I can not do so with out first thanking all those for supporting me.

It has been a wonderful opportunity to meet and become friends with so many people from so many clubs. The opportunity to meet people whom for me will always be regarded in high esteem for what they do for the community and their club. The list is too long to write down and so to the clubs, but there are many and I thank them all.

I thank fellow life members Paul Mavromatis and Wally Holzer for all their support over the year. When the crap hit the fan it was always good to have these guys around to help. Two gentlemen that will remain life long friends.

Last but by no means least, thank you to this year's board and CEO. Steve Goodman whom also will be moving on and I wish him best. It is sad that Jodie Camden has decided to finish this year. I think the association loses a great person with not only a vast amount of experience and one with such a fantastic passion for our game, we also lose someone whom has, no doubt in my mind, been a catalyst toward improving the professionalism of our association. I wish her all the best in her future endeavors. Thank you to Peter Hennessey for his support not only this year but over the many years we have either been combatants on the field or at the council meetings.

To Roy Belcher I thank him very much as his support over the years on a journey we have done together to this point. As stated before, when no one else would stand up to be counted, Roy did and I thank him for that and wish him all the best for the future.

And thank you to Mark Louis whom I can not say enough about. Marks support, his time and efforts and contribution sometimes gets lost in the wash up, but not to me. I have enjoyed very much working with Mark and not only building a great working relationship but also a great friendship. I truly do think Mark does a wonderful job and at times under difficult conditions. So thank you mate for all your help.

I wish everyone all the very best for the future and am very confident that our association will continue to grow and become even stronger.

Thanks

SEAN FENTON

Football Vice President

JUDICIARY COMMITTEE REPORT

Overall, there was a significant increase in both Red Cards issued and Incident Reports lodged and therefore the matters heard by the Judiciary Committee in 2007.

In 2007 there were 198 reported matters involving players/officials or parents. This included ALL send-offs and other Incident Reports. In 2006, this figure was 124 whilst in 2005 it was 98!

The Table below sets out the position for all ESFA teams over the past four years:

Year	No of Teams	No of Offences	Section A	Section B	Section C
2004		114	100	14	
2005		98	62	28	8
2006	461	124	79	28	17
2007	529	198	117	54	27

2007 %					
Increase	15%	60%	48%	93%	59%

Table 1

In 2004, I was not in the position of Chairman of the Judiciary and therefore records have not been accurately kept. I have attempted to recover all offences and the figure of 114 is the best estimate.

In the above table, I have characterised the Offences under the three sections of the Schedule of Penalties used by the ESFA Judiciary to sanction players, RTOs and parents. These Sections cover the following offence types:

Section A – Offences by players and team officials against other players

Section B – Offences by players and team officials against match officials

Section C – Other offences by players and team officials

In essence Section A offences are general on field infringements, Section B are serious offences against Referees and Section C are general offences the most common of which is R32 – Bringing the game into disrepute. A copy of the Schedule of Penalties is attached for the Board's reference.

Increase in Offences

The 60% increase in Offences coupled with only a 15% increase in team numbers is an alarming statistic. If sustained then the workload on the Judiciary will be unsustainable and the concomitant load on the ESFA staff will be such that the current staff will be overwhelmed with negative administrative tasks as opposed to promotional matters. In other words, this issue must be addressed aggressively in 2008.

An examination of the spread of offences is incisive:

Striking Offences (R1A, R1B, R1C) increased from 13 in 2006 (13% of all offences) to 21 in 2007 (21% of all offences).

Abuse of officials (mostly referees) increased from 28 in 2006 (23% of all offences) to 54 in 2007 (28% of all offences).

Bringing the game into Disrepute and Violations of the ESFA Code of Conduct increased from 7 in 2006 (6% of all offences) to 27 in 2007 (14% of all offences).

Therefore, players were more frustrated and committed more fouls, were more abusive to referees and, very sadly, players, RTOs and parents behaved very badly in this third category. There were significant and disturbing examples of very poor behaviour by parents in the junior competition and RTOs continued to abuse officials at an increasing rate.

Interestingly, there was no percentage increase in R13 offences (2nd caution – Red Card). This was constant at 26% of all offences in both 2006 (32) and 2007 (51).

Examination of the Competitions

Summary By Age Group 2006

	% of Offences
U9 to U18	12.9%
G9-G16	0%
AA	76.6%
Over 35 M	7.3%
Over 35 W	N/A
Senior	
Women	3.2%
TOTALS	100%

Table 2

Summary By Age Group 2007

	% of Offences
U9 to U18	16.7%
G9-G16	5.1%
AA	71.7%
Over 35 M	3.5%
Over 35 W	1.5%
Senior	
Women	1.5%
TOTALS	100.0%

Table 3

The above tables make it perfectly clear that the real growth in offences took place in our junior ranks. A very disturbing statistic. Abuse of officials increased almost 100% in the boys' and girls' competitions from 8 incidents in 2006 to 15 incidents in 2007.

Bringing the game into Disrepute and Code of Conduct violations increased in Junior Competition from 4 in 2006 to 15 incidents in 2007.

As noted above, parents and RTOs committed the vast majority of these offences. The effect of this behaviour, if left unresolved, will most certainly be greater poor behaviour of their children as adults. I remain utterly incredulous at the failure of so many parents to understand that they are significant role models and they must exhibit far better control.

In 2007, we were able to break out offences by the new Premier League and they accounted for 23% of the overall offences. I would suggest that based on the number of games played, this is disproportionately high and is another matter that should be addressed.

Junior Competitions

The level on on-field violence remains low in the junior competition, although Section A offences increased from 5 in 2006 to 11 in 2007, albeit that 6 of those were R13 (2nd caution). The rate of increase is a concern.

For the first time we experienced offences in the junior girls' competition. However, there was only one matter involving a player in which a young girl was dismissed for a violent tackle and then abused her opponent. RTOs or parents committed the other 8 offences in the girls' competition!

Steps must be taken prior to season 2008 to ensure that parents observe the ESFA Code of Conduct.

In this respect ESFA has a similar problem to other sporting codes in that our ESFA Board, senior administrators and senior club officials are all aware and comply with our Rules. In addition, I have no doubt that they all promote adherence to these Rules within their clubs.

The problem lies with their parents and senior players who fail to listen to the warnings provided by our member clubs.

Senior Competitions

There is a temptation to view the above numbers as evidence of an improvement in the behaviour of the senior players. This is an incorrect conclusion for the following reasons:

In the All Age, the figures appear to demonstrate a reduction in offences. In 2006, there were 95 AA offences (76.6% of all offences) whilst in 2007 there were 142 offences (71.7%) – a reduction in percentage terms. However, when isolated, the following frightening statistic is revealed:

Year	No of AA Teams	No of Offences	Section A	Section B	Section C
2006	80	95	64	19	12
2007	94	142	97	34	11

% Increase	18%	49%	52%	79%	-8%
------------	-----	-----	-----	-----	-----

Table 4

In real terms, there was an 18% increase in the number of AA teams (this includes Premier League) but a 49% increase in offences!

Abuse of Officials

Two years ago, I forecast a significant increase in abuse of Referees and it gives me no pleasure to report that even my expectations have been exceeded.

The abuse of officials now is so widespread that the Judiciary experienced several cases of abuse by coaches and RTOs in the non-competitive junior divisions of U6s-U9s. All of these cases involved the abuse of a minor, as these referees were all under 15 years of age.

Cases were all remarkably similar in that the perpetrator was either a coach or RTO who shouted abuse to the referee during the game or approached the referee at the end of the game to administer 'significant displeasure' with the performance of the referee.

The Judiciary has repeatedly advised RTOs and players that they have no right whatsoever to speak to the referee after a game and certainly no right to question his/her decisions. This applies irrespective of the age, official standing or capacity of the referee.

Over the past three seasons, the Judiciary Committee has consistently ruled as follows:

“In the event that either a sub-standard performance by a referee is observed or an allegation of improper conduct is to be made, ESFA has adopted Football NSW procedures for dealing with complaints against officials.

It remains absolutely unacceptable for players or club officials to challenge decisions of a referee or intimidate him. There is no difference between any allegation of incapacity or simply the fact that a player/team/RTO did not like or agree with a decision of a match official. Players may not take matters into their own hands and club officials have a duty to ensure that the Code of Conduct is observed.

The skills of the referee are irrelevant to this determination as are the skills of the players. It is the process that must be protected and the observance of the rules of the game. All players and team officials understand that match officials will, from time to time at all levels of the game, make decisions with which they disagree. Players too are not infallible and have been known to make errors.”

There can be no excuse for any person to abuse a referee yet the ESFA Judiciary continues to see an ever increasing number of cases involving the abuse of officials.

Year	No of Teams	No of Offences	Section B	%
2004		114	14	12.3%
2005		98	28	28.6%
2006	461	124	28	22.6%
2007	529	198	54	27.3%

2007 %			
Increase	15%	60%	93%

Table 5

Table 5 shows the increase in Section B offences against Referees. At 27.3% it is the most common offence followed by R13 (2nd Caution – 26%) and the Striking/Fighting offences of R1A-R1C (21%).

I recommend harsher penalties in 2008 to combat the spread of this abuse.

Club Records

Below I set out the table of offences by each Club.

The worst behaved club on a percentage basis was Phoenix with 300% (6 offences, 2 teams) followed by Glebe Wanderers 260% (15/5) and Lions FC 233% (7/3).

Several Clubs with no offences shared the best-behaved clubs ‘title’. It was particularly pleasing to see a senior club, Kytherians, in this list. They only had one team but it is still an achievement.

The Fair Play Award can be determined on these figures:

	2007				No of Teams	Per team Offences
	Section A	Section B	Section C	Total		
Barnstoneworth	6	2		8	4	200%
Bondi Utd	1	1		2	1	200%
Coogee Prep School	0	0		0	6	0%
Coogee Utd	12	3	3	18	23	78%
Dunbar Rovers	6	1	1	8	11	73%
Easts FC Glebe	1			1	68	1%
Wanderers	9	4		13	5	260%
Heffron Hawks	0	1		1	6	17%
Kincoppal	0			0	6	0%
Kytherians	0			0	1	0%
Lions FC	0	3	4	7	3	233%
Lokomotiv Cove	4	2		6	8	75%
Maccabi Hakoah	3	3		6	7	86%
Maccabi Juniors	2	1	2	5	59	8%
Maroubra Utd	9	2	1	12	60	20%
Mascot Kings	9	4		13	22	59%
Olympic Eagles (St. Spyr)	2	8	4	14	21	67%
Pagewood	7	3	4	14	74	19%
PCYC Sth Sydney	0	2		2	2	100%
Phoenix	3	3		6	2	300%
Queens Park Reddham House	15	6	2	23	102	23%
Redfern Raiders	0			0	3	0%
Sydney Uni	1	1		2	4	50%
UNSW	9	0		9	10	90%
Waverley Old Boys	11	2	2	15	13	115%
	2			2	8	25%
	112	52	23	187	529	

Conclusion

ESFA has adopted all the policies and procedures set out by NSW Sport & Recreation. However, these are completely ineffective if the only people who 'listen' are the sports administrators.

I have no doubt that we have made all clubs aware of their responsibilities. We have however failed to make that message heard by the members of our constituent clubs. ESFA and those clubs must accept joint responsibility for this failure and we must together address this issue if we are to reverse these alarming figures.

I look forward to serving the ESFA Football Family again in 2008 should my assistance be desired.

Kind regards



David P. Lewis

BOYS UNDER 10 DIVISION 1

Team	P	W	L	D	F	A	GD	Pts
EASTS	13	12	1	0	50	6	44	36
MAROUBRA UNITED	13	10	2	1	61	13	48	31
QUEENS PARK A	13	8	4	1	44	18	26	25
MACCABI	13	7	4	2	29	15	14	23
QUEENS PARK B	13	4	7	2	20	31	-11	14
PAGEWOOD	13	4	9	0	12	41	-29	12
OLYMPIC EAGLES FC	13	1	12	0	3	60	-57	3

BOYS UNDER 10 DIVISION 2

Team	P	W	L	D	F	A	GD	Pts
MAROUBRA UNITED C	12	10	0	2	40	7	33	32
MAROUBRA UNITED D	12	9	1	2	38	15	23	29
MACCABI	12	6	6	0	26	25	1	18
EASTS B	12	4	6	2	18	40	-22	14
QUEENS PARK	12	2	8	2	15	29	-14	8
EASTS C	12	2	9	1	15	31	-16	7
MASCOT KINGS	12	1	10	1	14	51	-37	4

BOYS UNDER 10 DIVISION 3

Team	P	W	L	D	F	A	GD	Pts
QUEENS PARK	15	13	2	0	77	7	70	39
EASTS	15	11	2	2	32	14	18	35
MAROUBRA UNITED	15	7	7	1	15	23	-8	22
PAGEWOOD	15	6	8	1	16	21	-5	19
OLYMPIC EAGLES FC	15	3	12	0	10	40	-30	9
MACCABI	15	3	12	0	9	54	-45	9

BOYS UNDER 10 DIVISION 4

Team	P	W	L	D	F	A	GD	Pts
MASCOT KINGS	15	12	1	2	74	8	66	38
QUEENS PARK	15	11	3	1	39	13	26	34
MACCABI	15	5	10	0	16	33	-17	15
EASTS	15	1	14	0	7	98	-91	3

BOYS UNDER 11 DIVISION 1

Team	P	W	L	D	F	A	GD	Pts
QUEENS PARK	14	11	1	2	45	5	40	35
COOGEE UNITED	14	11	2	1	32	7	25	34
EASTS	14	7	5	2	29	11	18	23
MAROUBRA UNITED	14	6	7	1	31	28	3	19
PAGEWOOD	14	2	12	0	11	61	-50	6

BOYS UNDER 11 DIVISION 2

Team	P	W	L	D	F	A	GD	Pts
MACCABI	16	15	1	0	97	12	85	45
EASTS	16	12	4	0	68	17	51	36
MAROUBRA UNITED	16	6	9	1	35	33	2	19
QUEENS PARK B	16	6	9	1	30	50	-20	19
MASCOT KINGS	16	5	8	3	29	51	-22	18
QUEENS PARK C	15	2	12	1	15	68	-53	7

BOYS UNDER 11 DIVISION 3

Team	P	W	L	D	F	A	GD	Pts
MACCABI	16	12	2	2	47	10	37	38
EASTS D	16	11	2	3	46	16	30	36
MASCOT KINGS	16	10	5	1	46	25	21	31
PAGEWOOD C	16	8	5	3	29	18	11	27
PAGEWOOD D	16	8	8	0	28	34	-6	24
EASTS C	16	5	7	4	18	23	-5	19
QUEENS PARK	16	4	11	1	21	30	-9	13
PAGEWOOD B	14	4	9	1	11	56	-45	13
MAROUBRA UNITED	16	2	13	1	21	61	-40	7
OLYMPIC EAGLES FC	14	1	13	0	7	71	-64	3

BOYS UNDER 12 DIVISION 1

Team	P	W	L	D	F	A	GD	Pts
MACCABI	15	10	3	2	30	15	15	32
OLYMPIC EAGLES FC	15	10	4	1	29	13	16	31
QUEENS PARK	15	9	4	2	26	13	13	29
PAGEWOOD	15	6	8	1	18	27	-9	19
MAROUBRA UNITED	15	4	9	2	24	30	-6	14
EASTS	15	2	13	0	6	35	-29	6

BOYS UNDER 12 DIVISION 2

Team	P	W	L	D	F	A	GD	Pts
MAROUBRA UNITED	13	8	3	2	23	16	7	26
MACCABI S	13	7	3	3	29	20	9	24
QUEENS PARK	13	7	4	2	33	11	22	23
MACCABI B	13	7	5	1	32	15	17	22
EASTS	14	3	11	0	12	46	-34	9

BOYS UNDER 12 DIVISION 3

Team	P	W	L	D	F	A	GD	Pts
MASCOT KINGS	13	11	2	0	91	17	74	33
MAROUBRA UNITED C	13	10	1	2	61	15	46	32
QUEENS PARK C	13	8	5	0	53	14	39	24
MACCABI	13	5	5	3	30	28	2	18
PAGEWOOD	13	5	7	1	25	36	-11	16
REDDAM HOUSE	13	4	7	2	33	38	-5	14
MAROUBRA UNITED D	13	1	11	1	6	82	-76	4
QUEENS PARK D	13	0	12	1	2	92	-90	1

BOYS UNDER 13 DIVISION 1

Team	P	W	L	D	F	A	GD	Pts
QUEENS PARK A	16	16	0	0	76	2	74	48
EASTS	16	9	6	1	29	24	5	28
PAGEWOOD	16	8	7	1	34	38	-4	25
MAROUBRA UNITED	16	6	8	2	25	36	-11	20
MACCABI	16	4	9	3	20	33	-13	15
QUEENS PARK B	16	3	10	3	18	37	-19	12

BOYS UNDER 13 DIVISION 2

Team	P	W	L	D	F	A	GD	Pts
HEFFRON HAWKS	11	8	0	3	43	4	39	27
PAGEWOOD B	11	7	2	2	53	9	44	23
EASTS	11	5	5	1	20	31	-11	16
MACCABI B	11	3	5	3	21	42	-21	12
MACCABI S	11	3	6	2	24	36	-12	11
MAROUBRA UNITED	11	3	6	2	10	25	-15	11
PAGEWOOD C	11	0	10	1	5	61	-56	1

BOYS UNDER 14

Team	P	W	L	D	F	A	GD	Pts
MAROUBRA UNITED A	12	10	0	2	50	4	46	32
MACCABI A	12	9	2	1	50	10	40	28
MASCOT KINGS	12	6	2	4	24	16	8	22
QUEENS PARK	12	2	6	4	16	35	-19	10
MACCABI B	12	3	8	1	14	38	-24	10
PAGEWOOD	12	2	7	3	7	33	-26	9
MAROUBRA UNITED B	12	2	9	1	17	42	-25	7

BOYS UNDER 15

Team	P	W	L	D	F	A	GD	Pts
MAROUBRA UNITED A	14	12	2	0	53	8	45	36
EASTS A	14	9	4	1	58	14	44	28
MACCABI	14	9	4	1	54	12	42	28
MASCOT KINGS	14	9	4	1	38	22	16	28
PAGEWOOD	14	7	6	1	56	15	41	22
OLYMPIC EAGLES FC	14	6	8	0	49	26	23	18
MAROUBRA UNITED B	14	2	12	0	20	79	-59	6
EASTS B	14	0	14	0	7	159	-152	0

BOYS UNDER 16

Team	P	W	L	D	F	A	GD	Pts
EASTS	18	16	1	1	70	10	60	49
MACCABI A	17	15	2	0	81	16	65	45
HEFFRON HAWKS G	18	13	5	0	64	21	43	39
MAROUBRA UNITED A	18	9	8	1	41	34	7	28
PAGEWOOD	18	9	8	1	29	30	-1	28
MACCABI B	18	6	7	5	31	37	-6	23
HEFFRON HAWKS B	18	6	11	1	39	60	-21	19
MAROUBRA UNITED B	17	4	11	2	20	57	-37	14
OLYMPIC EAGLES FC	18	4	13	1	29	56	-27	13
MACCABI C	18	0	16	2	8	91	-83	2

BOYS UNDER 18

Team	P	W	L	D	F	A	GD	Pts
EASTS A	15	12	1	2	55	19	36	38
MASCOT KINGS	16	10	3	3	37	19	18	33
OLYMPIC EAGLES FC A	16	8	5	3	27	22	5	27
PAGEWOOD B	16	8	6	2	31	28	3	26
PAGEWOOD A	16	7	8	1	37	46	-9	22
OLYMPIC EAGLES FC B	15	4	6	5	29	32	-3	17
HEFFRON HAWKS	16	4	7	5	25	32	-7	17
MAROUBRA UNITED	16	3	11	2	40	57	-17	11
EASTS B	16	3	12	1	26	52	-26	10

2007 LEAGUE AND GRAND FINAL WINNERS

Age Group	League Winners	Grand Final Winners
10-1	Easts FC	Easts FC
10-2	Maroubra United	Easts FC
10-3	Queens Park	Queens Park
10-4	Mascot Kings	Maroubra United
11-1	Queens Park	Coogee United
11-2	Maccabi	Maccabi
11-3	Maccabi	Maccabi
12-1	Maccabi	Olympic Eagles FC
12-2	Maroubra United	Maccabi
12-3	Mascot Kings	Maroubra United
13-1	Queens Park	Queens Park
13-2	Heffron Hawks	Pagewood
14	Maroubra United	Maccabi
15	Maroubra United	Easts FC
16	Easts FC	Maccabi
18	Easts FC	Easts FC

GIRLS UNDER 10 DIVISION 1

Team	P	W	L	D	F	A	GD	Pts
MACCABI A	15	12	2	1	55	13	42	37
QUEENS PARK	15	10	1	4	34	8	26	34
EASTS	15	8	3	4	24	9	15	28
MAROUBRA UNITED	15	5	8	2	32	32	0	17
MACCABI B	15	2	12	1	7	38	-31	7
PAGEWOOD	15	2	13	0	7	59	-52	6

GIRLS UNDER 10 DIVISION 2

Team	P	W	L	D	F	A	GD	Pts
EASTS	15	15	0	0	61	2	59	45
MACCABI	15	9	6	0	31	28	3	27
QUEENS PARK J	15	7	5	3	27	24	3	24
QUEENS PARK K	15	5	8	2	19	22	-3	17
COOGEE UNITED	15	5	9	1	26	46	-20	16
OLYMPIC EAGLES FC	15	0	13	2	6	48	-42	2

GIRLS UNDER 12 DIVISION 1

Team	P	W	L	D	F	A	GD	Pts
QUEENS PARK	14	11	1	2	34	12	22	35
MACCABI B	14	8	4	2	21	11	10	26
MAROUBRA UNITED	14	6	4	4	14	10	4	22
MACCABI R	14	6	6	2	14	19	-5	20
EASTS	14	2	7	5	16	24	-8	11
PAGEWOOD	14	0	11	3	7	30	-23	3

GIRLS UNDER 12 DIVISION 2

Team	P	W	L	D	F	A	GD	Pts
MACCABI G	15	11	2	2	38	8	30	35
MAROUBRA UNITED	15	10	2	3	46	11	35	33
QUEENS PARK	15	8	5	2	23	14	9	26
EASTS	15	6	7	2	12	18	-6	20
PAGEWOOD	15	3	10	2	6	41	-35	11
MACCABI W	15	1	13	1	1	34	-33	4

GIRLS UNDER 14 DIVISION 1

Team	P	W	L	D	F	A	GD	Pts
QUEENS PARK	15	13	1	1	52	4	48	40
REDDAM HOUSE	15	11	4	0	44	12	32	33
PAGEWOOD	14	8	5	1	35	15	20	25
MACCABI A	14	6	7	1	25	17	8	19
MAROUBRA UNITED P	15	4	10	1	16	20	-4	13
MACCABI B	15	0	15	0	0	104	-104	0

GIRLS UNDER 14 DIVISION 2

Team	P	W	L	D	F	A	GD	Pts
MAROUBRA UNITED V	15	12	0	3	83	6	77	39
OLYMPIC EAGLES FC	15	10	1	4	32	6	26	34
PAGEWOOD	15	9	4	2	44	19	25	29
QUEENS PARK	15	4	8	3	13	50	-37	15
MACCABI	15	2	12	1	4	42	-38	7
REDDAM HOUSE	15	1	13	1	5	58	-53	4

GIRLS UNDER 16

Team	P	W	L	D	F	A	GD	Pts
MAROUBRA UNITED C	14	13	0	1	70	3	67	40
QUEENS PARK	14	10	2	2	43	11	32	32
PAGEWOOD	14	9	4	1	42	11	31	28
MAROUBRA UNITED R	14	9	5	0	37	17	20	27
MACCABI A	14	5	8	1	15	25	-10	16
OLYMPIC EAGLES FC	14	4	9	1	16	26	-10	13
MAROUBRA UNITED T	14	2	11	1	7	59	-52	7
MACCABI B	14	0	13	1	1	79	-78	1

OVER 35 WOMEN

Team	P	W	L	D	F	A	GD	Pts
QUEENS PARK B	12	8	2	2	33	6	27	26
MAROUBRA UNITED A	12	7	5	0	22	19	3	21
QUEENS PARK R	12	6	4	2	23	11	12	20
MAROUBRA UNITED B	12	5	5	2	21	24	-3	17
MACCABI	12	1	11	0	13	52	-39	3

ALL AGE WOMEN DIVISION 3

Team	P	W	L	D	F	A	GD	Pts
LOKOMOTIV COVE FC	18	14	1	3	80	26	54	45
GLEBE WANDERERS	18	12	3	3	40	18	22	39
WAVERLEY OLD BOYS	18	10	4	4	28	20	8	34
MAROUBRA UNITED	18	9	5	4	41	29	12	31
HEFFRON HAWKS	18	10	8	0	51	32	19	30
QUEENS PARK	18	8	6	4	39	42	-3	28
MACCABI HAKOAH	18	7	9	2	37	37	0	23
PAGEWOOD B	18	4	14	0	14	56	-42	12
COOGEE UNITED	18	3	13	2	18	41	-23	11
PAGEWOOD A	18	2	16	0	10	57	-47	6

ALL AGE WOMEN DIVISION 2

Team	P	W	L	D	F	A	GD	Pts
WAVERLEY OLD BOYS	19	17	0	2	95	8	87	53
DUNBAR ROVERS	19	13	3	3	49	13	36	42
LIONS	19	8	5	6	44	35	9	30
PAGEWOOD	19	8	5	6	38	35	3	30
QUEENS PARK B	18	3	12	3	18	58	-40	12
QUEENS PARK A	19	3	14	2	12	64	-52	11
UNSW	19	0	19	0	2	81	-79	0

ALL AGE WOMEN DIVISION 1

Team	P	W	L	D	F	A	GD	Pts
WAVERLEY OLD BOYS	20	16	1	3	63	7	56	51
DUNBAR ROVERS	20	14	2	4	69	12	57	46
COOGEE UNITED	20	12	6	2	59	23	36	38
MAROUBRA UNITED	20	7	12	1	37	45	-8	22
PAGEWOOD	20	6	12	2	25	52	-27	20
UNSW	20	1	17	2	8	86	-78	5

2007 LEAGUE AND GRAND FINAL WINNERS

Age Group	League Winners	Grand Final Winners
G10-1	Maccabi	Queens Park
G10-2	Easts	FC Easts FC
G12-1	Queens Park	Maroubra United
G12-2	Maccabi	Maccabi
G14-1	Queens Park	Queens Park
G14-2	Maroubra United	Maroubra United
G16	Maroubra United	Maroubra United
O35W	Queens Park	Queens Park
SW3	Lokomotiv Cove	Waverley Old Boys
SW2	Waverley Old Boys	Lions FC
SW1	Waverley Old Boys	Waverley Old Boys

OVER 35 MEN DIVISION 2

Team	P	W	L	D	F	A	GD	Pts
BARNSTONEWORTH	18	15	1	2	59	22	37	47
QUEENS PARK R	18	12	2	4	39	18	21	40
PAGEWOOD A	18	11	2	5	51	14	37	38
COOGEE UNITED	18	12	4	2	57	28	29	38
REDFERN RAIDERS	18	9	7	2	31	27	4	29
QUEENS PARK L	18	7	8	3	41	40	1	24
DUNBAR ROVERS	18	4	10	4	31	46	-15	16
MAROUBRA UNITED B	18	4	14	0	23	49	-26	12
MAROUBRA UNITED A	18	3	15	0	19	52	-33	9
PAGEWOOD B	18	0	14	4	16	71	-55	4

OVER 35 MEN DIVISION 1

Team	P	W	L	D	F	A	GD	Pts
PAGEWOOD	18	15	3	0	73	19	54	45
HEFFRON HAWKS	18	12	4	2	45	24	21	38
BARNSTONEWORTH	18	7	6	5	35	36	-1	26
GLEBE WANDERERS	18	7	7	4	37	36	1	25
DUNBAR ROVERS	18	7	7	4	31	32	-1	25
MAROUBRA UNITED	18	4	10	4	30	47	-17	16
COOGEE UNITED	18	1	16	1	12	69	-57	4

ALL AGE MEN DIVISION 8

Team	P	W	L	D	F	A	GD	Pts
QUEENS PARK	18	16	0	2	54	10	44	50
SYDNEY UNIVERSITY	18	12	2	4	45	16	29	40
MACCABI HAKOAH	18	11	4	3	33	18	15	36
COOGEE UNITED B	18	10	5	3	46	28	18	33
UNSW FOOTBALL A	18	8	9	1	36	25	11	25
COOGEE UNITED A	18	6	8	4	33	27	6	22
LIONS FC	18	5	10	3	18	36	-18	18
MAROUBRA UNITED	18	4	9	5	19	33	-14	17
UNSW FOOTBALL B	18	5	13	0	16	45	-29	15
LOKOMOTIV COVE FC	18	0	17	1	10	72	-62	1

ALL AGE MEN DIVISION 7

Team	P	W	L	D	F	A	GD	Pts
KYTHERIANS	16	11	2	3	37	16	21	36
LOKOMOTIV COVE FC	16	10	4	2	36	21	15	32
QUEENS PARK R	16	9	5	2	50	25	25	29
LIONS FC	16	8	4	4	34	26	8	25
SYDNEY UNIVERSITY	16	7	6	3	28	28	0	24
QUEENS PARK L	16	6	9	1	21	37	-16	19
UNSW FOOTBALL	16	5	8	3	23	30	-7	18
MAROUBRA UNITED	16	4	10	2	29	34	-5	14
COOGEE UNITED	16	1	13	2	16	57	-41	5

ALL AGE MEN DIVISION 6

Team	P	W	L	D	F	A	GD	Pts
QUEENS PARK	16	16	0	0	58	14	44	48
SYDNEY UNIVERSITY	16	10	3	3	39	13	26	33
COOGEE UNITED	16	8	4	4	35	14	21	28
MACCABI HAKOAH	16	7	5	4	41	24	17	25
PAGEWOOD	16	6	7	3	40	48	-8	21
UNSW FOOTBALL	16	5	8	3	24	33	-9	18
DUNBAR ROVERS	16	4	8	4	30	49	-19	16
LOKOMOTIV COVE FC	16	1	11	4	32	65	-33	7
REDFERN RAIDERS	16	2	13	1	15	54	-39	7

ALL AGE MEN DIVISION 5

Team	P	W	L	D	F	A	GD	Pts
MASCOT KINGS	16	12	3	1	62	23	39	37
SYDNEY UNIVERSITY	16	10	4	2	46	24	22	32
QUEENS PARK	16	8	2	6	39	22	17	30
MACCABI HAKOAH	16	8	5	3	51	34	17	27
UNSW FOOTBALL	16	7	6	3	34	31	3	24
COOGEE UNITED	16	6	9	1	34	42	-8	19
WAVERLEY OLD BOYS	16	4	7	5	20	30	-10	17
REDFERN RAIDERS	16	5	9	2	25	43	-18	17
LOKOMOTIV COVE FC	16	0	15	1	10	72	-62	1

ALL AGE MEN DIVISION 4

Team	P	W	L	D	F	A	GD	Pts
UNSW FOOTBALL	16	10	4	2	31	19	12	32
QUEENS PARK	16	8	3	5	38	19	19	29
COOGEE UNITED	16	8	4	4	31	23	8	28
SYDNEY UNIVERSITY	16	7	4	5	46	27	19	26
REDFERN RAIDERS	16	7	7	2	32	40	-8	23
DUNBAR ROVERS	16	4	6	6	33	32	1	18
PAGEWOOD	16	5	8	3	29	34	-5	18
OLYMPIC EAGLES	16	5	10	1	15	28	-13	16
LOKOMOTIV COVE FC	16	3	11	2	22	55	-33	11

ALL AGE MEN DIVISION 3

Team	P	W	L	D	F	A	GD	Pts
QUEENS PARK	16	10	3	3	50	21	29	33
DUNBAR ROVERS	16	9	3	4	39	21	18	31
PAGEWOOD	16	9	4	3	43	24	19	30
UNSW FOOTBALL	16	9	4	3	31	19	12	30
SYDNEY UNIVERSITY	16	8	4	4	40	27	13	28
WAVERLEY OLD BOYS	16	3	5	8	20	27	-7	17
LOKOMOTIV COVE FC	16	5	10	1	19	35	-16	16
GLEBE WANDERERS	16	2	11	3	16	60	-44	9
BARNSTONEWORTH	16	1	12	3	17	41	-24	6

ALL AGE MEN DIVISION 2

Team	P	W	L	D	F	A	GD	Pts
COOGEE UNITED	16	14	1	1	56	18	38	43
MACCABI HAKOAH	16	13	0	3	46	14	32	42
LOKOMOTIV COVE FC	16	8	5	3	30	23	7	27
SYDNEY UNIVERSITY	16	7	7	2	26	26	0	23
DUNBAR ROVERS	16	6	6	4	35	22	13	22
UNSW FOOTBALL	16	6	7	3	30	24	6	21
PAGEWOOD	16	4	11	1	19	52	-33	13
QUEENS PARK	16	3	11	2	24	54	-30	11
MAROUBRA UNITED	16	1	14	1	11	44	-33	4

ALL AGE MEN DIVISION 1

Team	P	W	L	D	F	A	GD	Pts
UNSW FOOTBALL	18	13	3	2	54	14	40	41
DUNBAR ROVERS	18	10	5	3	49	29	20	33
SYDNEY UNIVERSITY	18	10	6	2	42	24	18	32
MAROUBRA UNITED	18	9	6	3	34	27	7	30
QUEENS PARK	18	9	6	3	31	24	7	30
WAVERLEY OLD BOYS	18	8	8	2	37	35	2	26
BONDI UNITED	18	5	11	2	31	39	-8	17
OLYMPIC EAGLES	18	4	10	4	23	50	-27	16
PAGEWOOD	18	0	16	2	11	80	-69	2
BARNSTONEWORTH	18	9	6	3	36	26	10	30

PREMIER LEAGUE RESERVE GRADE

Team	P	W	L	D	F	A	GD	Pts
DUNBAR ROVERS	18	16	1	1	58	11	47	49
COOGEE UNITED	18	11	5	2	30	16	14	35
WAVERLEY OLD BOYS	18	10	6	2	36	28	8	32
GLEBE WANDERERS	18	9	5	4	32	22	10	31
PAGEWOOD	18	9	8	1	38	28	10	28
SYDNEY UNIVERSITY	18	8	7	3	40	29	11	27
MASCOT KINGS	18	6	10	2	24	44	-20	20
PHOENIX FC	18	5	12	1	21	41	-20	16
UNSW FOOTBALL	18	3	12	3	19	41	-22	12
MACCABI HAKOAH	18	3	14	1	17	55	-38	10

PREMIER LEAGUE FIRST GRADE

Team	P	W	L	D	F	A	GD	Pts
DUNBAR ROVERS	18	13	2	3	41	17	24	42
WAVERLEY OLD BOYS	18	10	4	4	55	21	34	34
PAGEWOOD	18	11	6	1	39	27	12	34
GLEBE WANDERERS	18	9	3	6	45	20	25	33
COOGEE UNITED	18	9	7	2	37	30	7	29
SYDNEY UNIVERSITY	18	7	7	4	28	31	-3	25
UNSW FOOTBALL	18	5	11	2	29	47	-18	17
PHOENIX FC	18	4	11	3	22	40	-18	15
MACCABI HAKOAH	18	5	13	0	27	52	-25	15
MASCOT KINGS	18	4	13	1	21	59	-38	13

2007 LEAGUE AND GRAND FINAL WINNERS

Age Group	League Winners	Grand Final Winners
O35-2	Barnstoneworth	Coogee United
O35-1	Pagewood	Pagewood
AA8	Queens Park	Queens Park
AA7	Kytherians	Lokomotiv Cove
AA6	Queens Park	Queens Park
AA5	Mascot Kings	Mascot Kings
AA4	UNSW Football	Coogee United
AA3	Queens Park	Dunbar Rovers
AA2	Coogee United	Coogee United
AA1	UNSW Football	Sydney University
PLR	Dunbar Rovers	Coogee United
PL	Dunbar Rovers	Waverley Old Boys

ESFA KNOCKOUT CUP WINNERS SYDNEY UNIVERSITY

METROPOLITAN LEAGUE

11 Boys – Northern Conference

#	Club	P	W	D	L	F	A	D	Pt
1	Granville Association	14	12	2	0	46	5	41	38
2	Central Coast Football	14	7	4	3	14	12	2	25
3	Blacktown Association	14	6	6	2	22	12	10	24
4	Manly Warringah	14	7	3	4	26	18	8	24
5	Eastern Suburbs Football	14	4	2	8	20	25	-5	14
6	Gladesville Hornsby	14	3	3	8	16	30	-14	12
7	Nepean Association	14	3	3	8	10	30	-20	12
8	Ku-Ring-Gai Association	14	2	1	11	8	30	-22	7

11 Boys – Final Series

#	Club	P	W	D	L	F	A	D	Pt
1	Granville Association	22	20	2	0	77	10	67	62
2	Blacktown Association	23	13	7	3	53	18	35	46
3	Illawarra Association	22	14	4	4	48	22	26	46
4	Sthn. Districts	23	13	6	4	41	13	28	45
5	Central Coast Football	22	12	5	5	27	20	7	41
6	Manly Warringah	22	11	5	6	38	24	14	38
7	Sutherland Association	22	11	3	8	39	25	14	36
8	Eastern Suburbs Football	22	9	5	8	42	32	10	32
9	Macarthur	22	9	3	10	25	40	-15	30
10	St George Assoc	22	8	3	11	30	39	-9	27
11	Nepean Association	22	5	6	11	15	34	-19	21
12	Canterbury Association	22	4	8	10	17	33	-16	20
13	Southern Branch	22	6	0	16	16	69	-53	18
14	Gladesville Hornsby	22	4	4	14	28	46	-18	16
15	Bankstown Assoc	22	2	6	14	10	38	-28	12
16	Ku-Ring-Gai Association	22	2	1	19	12	55	-43	7

12 Boys – Northern Conference

#	Club	P	W	D	L	F	A	D	Pt
1	Eastern Suburbs Association	14	9	2	3	31	14	17	29
2	Gladesville Hornsby	14	9	2	3	25	8	17	29
3	Central Coast Football	14	7	5	2	20	10	10	26
4	Manly Warringah	14	7	2	5	26	20	6	23
5	Granville Association	14	7	2	5	20	15	5	23
6	Nepean Association	14	6	3	5	20	16	4	21
7	Blacktown Association	14	2	2	10	18	27	-9	8
8	Ku-Ring-Gai Association	14	0	0	14	5	55	-50	0

12 Boys – Final Series

#	Club	P	W	D	L	F	A	D	Pt
1	Illawarra Association	23	15	5	3	36	18	18	50
2	Sutherland Association	23	13	7	3	49	13	36	46
3	Sthn. Districts	22	15	1	6	43	17	26	46
4	Gladesville Hornsby	21	14	2	5	33	14	19	44
5	St George Assoc	22	13	4	5	27	12	15	43
6	Eastern Suburbs Football	22	13	3	6	49	25	24	42
7	Central Coast Football	22	10	8	4	31	19	12	38
8	Manly Warringah	22	9	5	8	32	28	4	32
9	Macarthur	22	8	6	8	41	26	15	30
10	Granville Association	22	9	2	11	25	25	0	29
11	Nepean Association	22	8	4	10	27	31	-4	28
12	Canterbury Association	22	6	6	10	18	22	-4	24
13	Bankstown Assoc	21	5	1	15	18	53	-35	16
14	Blacktown Association	22	2	5	15	20	43	-23	11
15	Southern Branch	22	2	3	17	13	56	-43	9
16	Ku-Ring-Gai Association	22	3	0	19	11	71	-60	9



PRESENTATION DINNER

LEAGUE CHAMPIONS

Premier League
Premier Leaguer Reserve
All Age 1
All Age 2
All Age 3
All Age 4
All Age 5
All Age 6
All Age 7
All Age 8
O35/1
O35/2
All Age Women 1
All Age Women 2
All Age Women 3
O35/Women

GOLDEN BOOT AWARD

Premier League

Premier League Reserve

All Age 1

All Age 2

Dunbar Rovers
Dunbar Rovers
UNSW Football
Coogee United
Queens Park
UNSW Football
Mascot Kings
Queens Park
Kytherians
Queens Park
Pagewood FC
Barnstoneworth
Waverley Old Boys
Waverley Old Boys
Lokomotiv Cove
Queens Park B

Gerardo Cabrera
Pagewood FC
Brent Mulligan
Dunbar Rovers
Rodney Eames
Waverley Old Boys
Thalles Malafaia
Coogee United

All Age 3

All Age 4

All Age 5

All Age 6

All Age 7

All Age 8

Over 35/1

Over 35/2

All Age Women 1

All Age Women 2

All Age Women 3

Over 35 Women

Club Championship

Referee of the Year

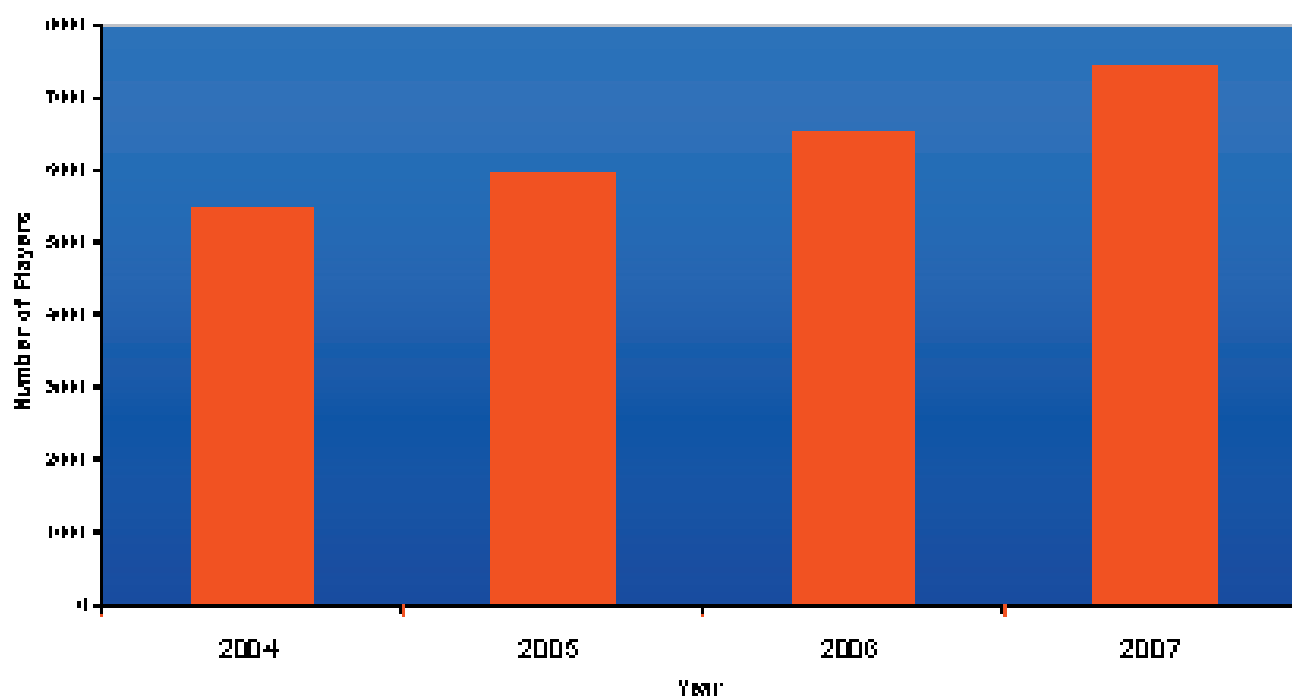
Charlie Azzi
Pagewood FC
Massimiliano Civili
Pagewood FC
Slavisa Prastalo
Mascot Kings
Paul Spanoudakis
Pagewood FC
Peter Aaron
Queens Park
Nathan Halias
Coogee United
Stephen Downey
Pagewood FC
Petros Prikas
Coogee United
Tanya Cuda
Coogee United
Petah Andronicos
Waverley Old Boys
Gry Bakke
Lokomotiv Cove
Annie Lum
Maroubra A

Dunbar Rovers

Paul Matthews

PARTICIPATION NUMBERS

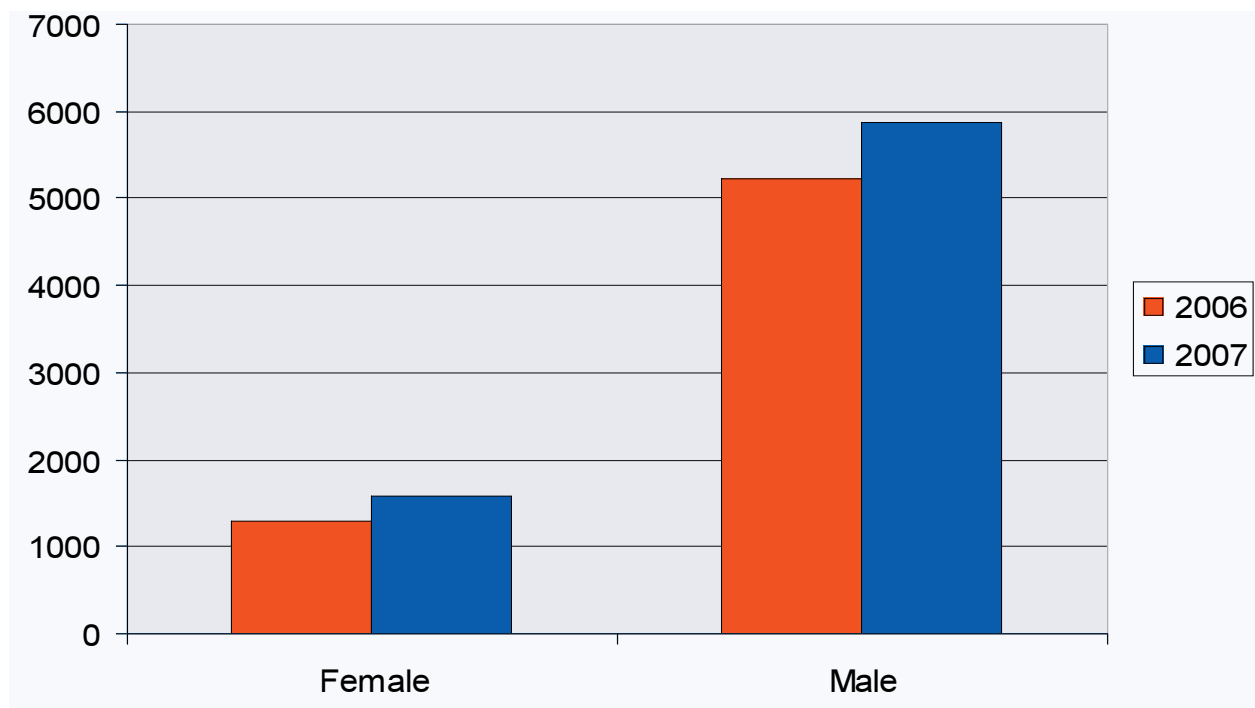
	2004	2005	2006	2007
PARTICIPATION	5491	5962	6513	7453



PERCENTAGE INCREASE 2004 – 2007 36%

REGISTERED PLAYER COMPARISON 2006 V 2007

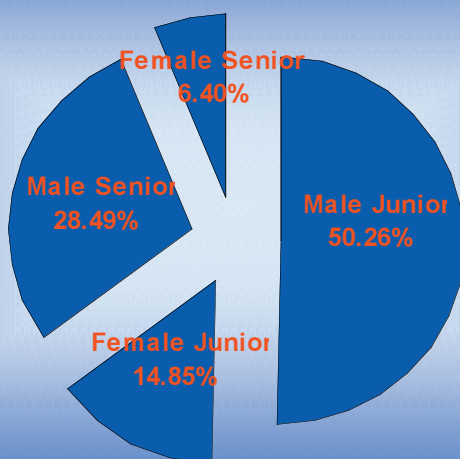
REGISTERED PLAYER COMPARISON 2006 V 2007			
GENDER	2006	2007	CHANGE (%)
FEMALE PARTICIPATION	1289	1584	22.88%
MALE PARTICIPATION	5224	5869	12.34%
TOTAL	6513	7453	14.43%



JUNIOR'S V SENIORS 2007

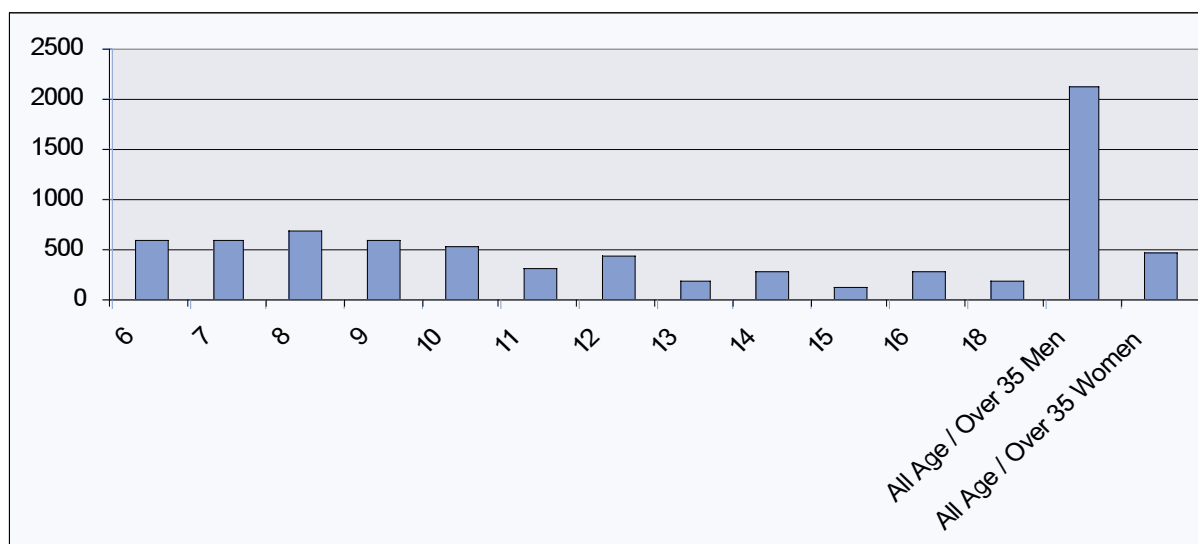
AGE GROUPS	2007	%
Male Junior	3746	50.26
Female Junior	1107	14.85
Male Senior	2123	28.49
Female Senior	477	6.40
TOTAL	7453	100.0%

Age Group Participation Rates



AGE COMPARISON 2007

AGE COMPARISON 2007		
AGE GROUPS	2007	%
6	608	8.16
7	588	7.89
8	693	9.30
9	591	7.93
10	526	7.06
11	309	4.15
12	452	6.06
13	204	2.74
14	288	3.86
15	122	1.64
16	285	3.82
18	187	2.51
All Age / Over 35 Men	2123	28.49
All Age / Over 35 Women	477	6.40
TOTAL	7453	100%





EASTERN SUBURBS FOOTBALL ASSOCIATION

The Board and staff of the Eastern Suburbs Football Association wish to thank our various and valuable partners for their support in developing the world game in the Eastern Suburbs

