



EASTERN SUBURBS
FOOTBALL ASSOCIATION

Annual Report **2013**



EASTERN SUBURBS FOOTBALL ASSOCIATION NOTICE OF ANNUAL GENERAL MEETING

Dear Members, Life Members;

Pursuant to Sections 22 and 24 of the Constitution of the Eastern Suburbs Football Association Incorporated, notice is hereby given for the Annual General Meeting [AGM] of the Eastern Suburbs Football Association Incorporated:

DATE: Monday, 18 November 2013

VENUE: Seaview Room at Maroubra Seals, 212-220 Marine Parade, Maroubra NSW 2035

TIME: 7:00pm

The order of business at the Annual General Meeting shall be:

1. Apologies
2. The reading and adoption of the Minutes of the previous Annual General Meeting
3. Consideration and adoption of the Annual Reports and Financial Statements
4. Consideration of any motion of which due notice has been given
5. Election of officials for following year
6. Election of Life Members
7. Close of meeting



Aaron Dibdin
General Manager
17 October 2013

TABLE OF CONTENTS

04	Key Personnel
05	President's Report
06	General Manager's Report
08	Treasurer's Report incl. Audited Accounts
<hr/>	
24	Technical Development & Coaching Report
26	Small Sided Football Report
27	Junior Football Report
28	Senior Football Report
29	Referees Director Report
30	Referees Coordinator Report
32	Communications Report
33	League Tables
47	Association Statistics
50	Partners
50	Special Thanks



It's now up to all of us to work together and build a strong and prosperous Association that serves as a shining beacon for football, not just in the Eastern Suburbs but across Sydney and New South Wales.

KEY PERSONNEL

BOARD OF DIRECTORS

President	Raff Del Vecchio
Treasurer	Emmanuel Alfieris
Junior Football Director	Ron Ogilvie
Senior Football Director	Elisha McKie
Small Sided Football Director	Mark Puterflam
Director of Technical Development and Coaching	Andrew Field
Director	Paul Kelly
Director	John Clayton

ESFA STAFF

General Manager	Aaron Dibdin
Competitions Manager	Andrew Fathers (until May 2013)
Referees & Coaching Coordinator	Caroline Oakes-Ash
Communications Officer	Gregory Calacouris
Finance Officer	Claire du Plessis FIPA M Msc

Football Management Committees

Men's League Chair	Adam Gwynne
Women's League Chair	Jaleh Shafie
Junior League Chair	David Owens
Girl's League Chair	Alan Charak
Small Sided Football Chair	Moray Vincent

Interim Referee's Management Committee

Paul Kelly (Interim Administrator)
Gregory Calacouris
Wayne Hillier
Arthur Kringas
George Magoulias
Robert Viselli
Alex Spiroski (Branch Coach)

Life Members

Ernie Small *
Bill Vrolyks OAM
Ted Simmons OAM
Paul Mavromatis
Wally Holzer
John Velthuys
Joe Zammit
Sean Fenton
David Lewis
Alan Chow
Louise Mazaroli *
* Deceased

Hall of Fame

Andrew Field (player/administration/coach)
John Reid (administration/coach)
Pam Chow (administration)
Mick Vasin (player/administration)
John Nesbit (administration)
Charlie Davidson (coach)
Jim Zammit (administration)
Tony Pengue (administration)
Peter Grunfeld (administration)
Michael Lazaridis (administration)
George Lundy (coaching/administration)
Ron Hoenig (administration)
Simon Phillips (administration)
Con Pavlou (administration)
Frank Friedman (administration)
Louise Mazaroli (women's football and refereeing)

Special Service Awards

Wally Holzer
Mark Fragias
Michelle Bogatyrov
David Lewis
Roger Engel
Ian Tischman
Ron Hoenig
George Lundy

PRESIDENT'S REPORT

It is my happy duty again to report to the membership on the year that has passed. As I wrote in my last report, we set three priorities for the organisation:

1. Governance
2. Getting the competition right
3. Financial sustainability

I'm very pleased to report that we have made significant progress on all counts. I lead a Board that has strong debates before determining sensible courses of action and we are united in purpose and function. Through our General Manager the office is similarly united and efficient. Our Football Management Committees and our League Councils conduct our competitions in a fair and collegial manner.

My heartfelt thanks go to my fellow Directors, whose wise counsel, willingness to debate issues and steadfast unity in the cause of football has been of enormous support to me. To our council chairs and other office-bearers, without whose hours of volunteered time and effort our competitions would simply not be able to run. Lastly, to the office staff who work long hours in support of our Board, our Councils and our Committees, thank you for your dedication and willingness to work long and hard to support us and provide the administrative glue to bind together the many different parts of our diverse and dynamic Association.

We are an Association that pulled together to undertake big tasks; during my time as President we have achieved some great things.



This year we have had another year of strengthening and consolidation. It will not go unnoticed that the organisation is a leaner, tighter organisation than it has been in the past. We have trimmed back to the very core of our operations but still we provide good service and well-managed football to the Eastern Suburbs, and we are doing it more efficiently than ever before.

Now is the time for us to look to the future and build on the strength. It is time for us to start to develop our Association again. We have developed a strong collective spirit, a shared goodwill in the last couple of years that we want to put into action through improvements to our competitions and development of our programs.

In the coming year we hope to raise the standards of football, in competition, in development and in coaching and education.

I am pleased that my Board and our staff have laid down a strong foundation; it's now up to all of us to work together and build on that to build a strong and prosperous Association that serves as a shining beacon for football, not just in the Eastern Suburbs but across Sydney and New South Wales.

Now is the time for us to get serious about uniting to work together for the good of the game. We will not prosper as a house divided. The football family must be brought together if we are to see a rich future for the game here.

We have had two years of relative peace, but this peace is illusory. We have attempted to make a quiet peace, but our continuing silence would only condone the slow dismantling of the Association, and we cannot be silent any longer.

We have the interests of all of our members at heart when we say that it is up to all parties in football to recognise the work that has been done in all of our interests these last few years and put our collective efforts into building the game.

Divided we are less than the sum of our parts; compromised and conflicted. United we are a powerhouse; a force to be reckoned with, boasting passionate people and a fierce love for this beautiful game.

It is in football's interest that we all work together. There's not a moment to waste.

Raff Del Vecchio
President



GENERAL MANAGER'S REPORT

It is a great pleasure to report again to Members on the administration of the Association in 2013.

This year we consolidated some of the growth of the recent past and put down a financial foundation upon which we can build a sustainable and prosperous Association that will be able to start developing its offerings and survive the occasional rainy day.

We are now leaner and lighter on our feet than at any time since 2007, and ESFA fees have been frozen now for three years straight. ESFA is doing its bit to take pressure off the cost of football.

This year of course we saw a slightly different challenge to normal.

I took on the administration of Small-Sided Football in addition to my regular role, and with the SSF Council Chair, Moray Vincent, and the Director of SSF, Mark Puterflam, we put on a good season of football for our youngest players and their clubs. We've learned a few things along the way and will be looking to further improve our offering next year and in years to come, but it is worth specially mentioning that we have had lots of feedback about our program of fixed timeslots and regular re-grading worked really well and was well received by clubs, players and parents.

Mid-season we had an unexpected change - our competitions manager Andrew Fathers accepted a position at Football NSW mid-season, so I had the pleasure (and it was a genuine pleasure!) of getting hands-on with the competitive age groups too.

Running ESFA competitive age groups is a big job, but the unbelievable dedication of our directors of football, Ron Ogilvie and Elisha McKie; along with our tireless Council Chairs, Alan Charak, David Owens, Jaleh Shafie and Adam Gwynne; as well as the good will and good humour of our ESFA clubs made a big job much more manageable than it might have been.

It always feels like a reward and to get to the finals for the staff and volunteers as well as the players, and in 2013 we saw a very successful and exciting finals series. It's wonderful to bring the football community together to celebrate the peak of achievement within ESFA. Over the years we have honed and developed our finals program and this year we put on a good show for all of our Grand Finals.

A big thank you goes to ESFA staff, Caroline Oakes-Ash, Gregory Calacouris and Claire du Plessis for their hard slog this year. We are a tight little team and have had some long and hard months, but we've had a good season and have the Association in good stead for an excellent 2014.

Similarly, a massive thank you to our Directors, Council Chairs and members of our other committees. The average player or parent has no idea how much time and effort goes in to these voluntary roles. All of these wonderful people volunteer for the love of the game and provide hours and hours of unpaid labour in the service of the Association and all of its members.

It is always a pleasure to reflect on a year where the ESFA community comes together to enjoy the beautiful game, and I am pleased to report that the Association is in good health and in good stead to build on the progress made in 2013 for a great 2014 season.

Aaron Dibdin
General Manager



FINANCIAL REPORT

FOR THE YEAR ENDED 30 SEPTEMBER 2013

TREASURER'S REPORT

Dear Members,

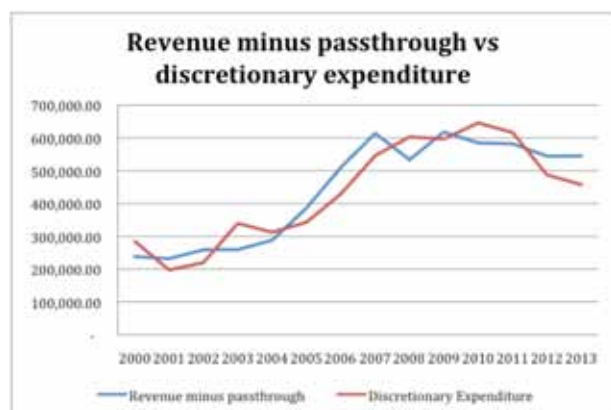
The 2013 financial results demonstrate the Board's persistent focus on delivering upon financial commitments to the members. Our 2013 financial outcomes are consistent with previous years results. We have remained diligent with:

- Expense management
- Continued investment in football outcomes that add value
- Relentless focus on budgeted vs actual financial outcomes, and
- High quality financial governance

Significant Financial Turnaround since 2010

Our diligence has been a multiyear effort that has been achieved through the great work of our General Manager and the office staff. The Board has also played an active role with hands-on support and guidance in addition to its governance role. Our Association is now on a more sustainable financial footing.

The true magnitude of our financial turn-around is sometimes lost in the season-to-season rhythm of community football. I joined the Board in November 2009 and by June 2010 it was apparent that our Association had a financial trajectory that would have caused critical financial difficulties. The diagram below demonstrates the true financial performance by excluding pass-through items such as referee fees and affiliation fees.



I feel that it is important to highlight these significant financial achievements. Since our 2010 expense peak and height of our financial difficulties, ESFA has:

- Reduced office expenses by 30% by right sizing our expense base while at the same time providing additional services and improving quality

- Reduced the office costs charged to the clubs by listening to the cost pressure concerns of our members and culminating freezing our fees in 2012 and 2013
- Achieved the highest positive gap (ex pass-throughs for referees and affiliation fees) between expenses and income in recent memory (\$87,000 in 2013) rebuilding our net assets to support a more sustainable financial future
- Introduced a dedicated ground development fund separated from operational finances

These are financial outcomes few, if any, other associations can claim.

2013 Key Operational Financial Highlights

It is worthwhile outlining some of the 2013 financial highlights as well, notwithstanding the longer-term achievements outlined above.

- Expenses (ex pass-throughs for referees and affiliation fees) fell \$30,000 (6%) on 2012 largely through staff productivity improvements and the full year benefit of our office move
- Revenues (ex pass-throughs) were stable - the increase in income from SAP offset the losses from having fewer junior players. We have listed separately our team nomination fees - total registration and nomination fees from players and teams were up \$20,000 this year
- Our net assets now stands at \$146,768 (+\$87,715 on 2012). Our medium-term aim is to have net assets of at least 30% of our annual expenses (ex pass-throughs) - we have achieved this and presently sit at 32%
- Our trade receivables and payables at the end of September are significantly healthier than in previous years and our cash position is significantly stronger than in past years

Going Forward

Affiliation fees to our parent bodies are significant. This year the Board has made a concerted effort to raise this issue in our ongoing dialogue with Football NSW executive management.

It is an area that the Board will continue to place on the agenda and an area where we are aiming to achieve improved outcomes for grass roots football costs.

There is more to do on diversifying EFSA's income. As we build our net assets, we will hopefully be in a



position in the medium term to invest in strategies that can expand non-member club related revenues.

The Ground Development Fund has been building for two seasons. The fund now stands at over \$120,000. We are on our way to create the means that will enable improved grounds and facilities.

After being entrusted by the membership as Finance Director twice in the last four years, I believe that it is good governance for me step aside as Finance Director.

I want to thank the members, my Board colleagues and the General Manager for their support and trust. It has been truly humbling. I'm proud of what we have achieved in the last four years and look forward to supporting the new Finance Director who will bring new ideas and new energy to further improve our Association's financial platform.

I will remain at the members' disposal to serve our great football passion in any capacity where I can add value.

Yours in football,

Emmanuel Alfieris
Treasurer



Eastern Suburbs Football Association Inc. Committees' Report

Your committee members submit the financial report of the Eastern Suburbs Football Association Inc. for the financial year ended 30 September 2013.

Committee Members

The names of committee members throughout the year and at the date of the report are;

Director	Portfolio
Raff Del Vecchio	President
Emmanuel Alfieris	Treasurer
Ron Ogilvie	Junior Football Director
Elisha McKie	Senior Football Director
Mark Puterflam	Small Sided Football Director
Andrew Field	Director of Technical Development and Coaching
Paul Kelly	Director
John Clayton	Director

Principal Activities

The principal continuing activities of the association in the course of the financial year were the fostering and control of the game of association football within the boundaries of the Eastern Suburbs as determined by Football NSW.

Operating Result

The operating profit for the year was : 87,715

Significant Changes

No significant change in the nature of these activities occurred during the year.

After Balance Date Events

No matters or circumstances have arisen since the end of the financial year which significantly affected or may significantly affect the operations of the Association, the results of those operations, or the state of affairs of the Association in future financial years.

Likely Developments and Results

There are no known likely developments, other than referred to in this report, that would have a material impact on the association or its operations.

**Eastern Suburbs Football Association Inc.
Committees' Report**

Indemnifying Officers or Auditor

No indemnities have been given or insurance premiums paid, during or since the end of the financial year, for any person who is or has been an officer or auditor of the entity, other than as set out below.

During or since the financial year the Association has paid to Football NSW, premiums to insure all committee members against liabilities for costs incurred by them in defending any legal proceedings arising out of their conduct while acting in the capacity of committee member of the Association other than involving conduct involving a wilful breach of duty in relation to the Association.

Signed in accordance with a resolution of the Members of the Committee.



Raff Del Vecchio
President



Emmanuel Alfieris
Treasurer

Signed at Sydney this 13th day of November 2013

Eastern Suburbs Football Association Inc.
Income and Expenditure Statement for the year ended 30 September 2013

	Note	Sept 2013 \$	Sept 2012 \$
Income			
Administrative Income		12,653	118
Clinics & Academies		3,138	20,603
Equipment Sales/Canteen Sales		587	5,670
Ground Hire		-	9,199
Interest Received		4,434	2,456
Nomination fees		49,750	-
Referee Income		121,742	123,822
Sponsorships		6,257	925
Team Fees (Registration fees)		885,176	914,867
		<u>1,083,737</u>	<u>1,077,660</u>
Expenditure			
Administration Expenses		(4,045)	(2,540)
Advertising & Promotion		(2,580)	(2,500)
Affiliation Fees		(389,329)	(378,216)
Amortisation & Depreciation		(4,208)	(11,131)
Audit Fees		(8,018)	(10,055)
Awards & Prize Money		(20,425)	(29,228)
Bad debts written off		(4,388)	-
Clinics, Academies & Coaching Fees		(26,104)	-
Employment Expenses		(219,751)	(234,625)
Functions & Meetings Costs		(1,297)	(8,924)
Ground Hire, Maintenance & Grand Final Costs		(56,129)	(40,175)
Insurances		(2,869)	(1,717)
Interest Paid		(702)	(1,568)
Legal fees		(3,222)	-
Player Equipment		(41,207)	(31,279)
Postage, Printing & Stationery		(15,304)	(14,927)
Referee Expenses		(149,167)	(155,009)
Rental Expense		(32,310)	(59,699)
Telephone, Communications & Licence Fees		(14,967)	(20,174)
		<u>(996,022)</u>	<u>(1,001,767)</u>
Profit/(Deficit) before abnormal items		<u>87,715</u>	<u>75,893</u>
Abnormal Items			
Prior Year Exenditures	Rental Expense	-	(7,689)
	Ground Hire	-	(11,390)
		<u>-</u>	<u>(19,079)</u>
Profit/(Deficit) before income tax expense		<u>87,715</u>	<u>56,814</u>
Income tax expense	1	<u>-</u>	<u>-</u>
Profit/(Deficit) after income tax		<u>87,715</u>	<u>56,814</u>
Accumulated Surplus brought forward		<u>59,053</u>	<u>2,239</u>
Accumulated Surplus carried forward		<u>146,768</u>	<u>59,053</u>

The accompanying notes form part of this financial report

Eastern Suburbs Football Association Inc.
Assets and Liabilities Statement as at 30 September 2013

	Note	Sept 2013 \$	Sept 2012 \$
Current Assets			
Cash and Cash Equivalents	2	230,556	177,550
Trade and Other Receivables	3	71,336	128,489
Inventories	4	5,512	7,484
Total Current Assets		<u>307,404</u>	<u>313,523</u>
Non-current Assets			
Property, Plant & Equipment	5	13,058	13,292
Total Non-current Assets		<u>13,058</u>	<u>13,292</u>
Total Assets		<u>320,462</u>	<u>326,814</u>
Current Liabilities			
Trade and Other Payables	6	12,692	178,936
Provisions	7	12,418	12,151
Total Current Liabilities		<u>25,110</u>	<u>191,087</u>
Non Current Liabilities			
Provisions	8	148,584	76,674
Total Non-current Liabilities		<u>148,584</u>	<u>76,674</u>
Total Liabilities		173,694	267,761
Net Assets		<u>146,768</u>	<u>59,053</u>
Members' Funds			
Accumulated Surplus		146,768	59,053
Total Members' Funds		<u>146,768</u>	<u>59,053</u>

Eastern Suburbs Football Association Inc.
Statement of Cash Flows for the year ended 30 September 2013

	Note	Sept 2013 \$	Sept 2012 \$
Cash Flow from Operating Activities			
Receipts from customers		1,208,365	1,119,442
Payments to suppliers and employees		(1,155,821)	(1,096,299)
Interest received		4,434	2,456
Interest Paid			1,568
Net cash provided by/(used in) operating activities	9(b)	56,978	27,167
Cash Flow from Investing Activities			
Payments for property, plant & equipment		(3,973)	-
Net cash provided by/(used in) investing activities		(3,973)	-
Cash Flows from Financing Activities			
Club bonds received		-	-
Net cash provided by/(used in) financing activities		-	-
Net (decrease)/increase in cash held		53,005	27,167
Cash at beginning of year		177,551	150,384
Cash at end of year	9(a)	230,556	177,551

The accompanying notes form part of this financial report

Eastern Suburbs Football Association Inc.
Notes to the financial statements
for the year ended 30 September 2013

Note 1: Statement of Accounting Policies

This financial report is a special purpose financial report prepared in order to satisfy the financial reporting requirements of the Associations Incorporation Act New South Wales. The committee has determined that the association is not a reporting entity.

The financial report has been prepared on an accruals basis and is based on historic costs and does not take into account changing money values or, except where specifically stated, current valuations of non-current assets.

The following significant accounting policies, which are consistent with the previous period unless otherwise stated, have been adopted in the preparation of this financial report.

- a) **Income Tax**
No provision for income tax has been raised as the entity is exempt from income tax under Section 50-45 of the Income Tax Assessment Act 1997.
- b) **Inventories**
Inventories are measured at the lower of cost and net realisable value.
- c) **Property, Plant and Equipment (PPE)**
Leasehold improvements and office equipment are carried at cost less, where applicable, any accumulated depreciation.

The depreciable amount of all PPE is depreciated over the useful lives of the assets to the association commencing from the time the asset is held ready for use.

Leasehold improvements are amortised over the shorter of either the unexpired period of the lease or the estimated useful lives of the improvements.

- d) **Impairment of Assets**

At each reporting date, the entity reviews the carrying values of its tangible and intangible assets to determine whether there is any indication that those assets have been impaired. If such an indication exists, the recoverable amount of the asset, being the higher of the asset's fair value less costs to sell and value in use, is compared to the asset's carrying value. Any excess of the asset's carrying value over its recoverable amount is expensed to the income statement.

- e) **Employee Benefits**

Provision is made for the association's liability for employee benefits arising from services rendered by employees to balance date. Employee benefits have been measured at the amounts expected to be paid when the liability is settled.

- f) **Provisions**

Provisions are recognised when the association has a legal or constructive obligation, as a result of past events, for which it is probable that an outflow of economic benefits will result and that outflow can be reliably measured. Provisions are measured at the best estimate of the amounts required to settle the obligation at the end of the reporting period.

Eastern Suburbs Football Association Inc.
Notes to the financial statements
for the year ended 30 September 2013

1 Statement of Accounting Policies (continued)

g) Cash and Cash Equivalents

Cash and cash equivalents include cash on hand, deposits held at-call with banks, other short-term highly liquid investments with original maturities of three months or less.

h) Revenue and Other Income

Revenue is measured at the fair value of the consideration received or receivable after taking into account any trade discounts and volume rebates allowed. For this purpose, deferred consideration is not discounted to present values when recognising revenue.

Interest revenue is recognised using the effective interest rate method, which for floating rate financial assets is the rate inherent in the instrument. Dividend revenue is recognised when the right to receive a dividend has been established.

Grant and donation income is recognised when the entity obtains control over the funds, which is generally at the time of receipt.

All revenue is stated net of the amount of goods and services tax (GST).

i) Goods and Services Tax

Revenues, expenses and assets are recognised net of the amount of GST, except where the amount of GST incurred is not recoverable from the Australian Taxation Office (ATO). Receivables and payables are stated inclusive of the amount of GST receivable or payable. The net amount of GST recoverable from, or payable to, the ATO is included with other receivables or payables in the statement of financial position.

Cash flows are presented in the cash flow statement on a gross basis, except for the GST component of investing and financing activities, which are disclosed as operating cash flows.

j) Comparative Figures

When required by Accounting Standards, comparative figures have been adjusted to conform to changes in presentation for the current financial year.

Eastern Suburbs Football Association Inc.
Notes to the financial statements
for the year ended 30 September 2013

	Note	Sept 2013 \$	Sept 2012 \$
Note 2: Cash & Cash Equivalents			
Current			
Cash on Hand		-	510
Cash at Bank - Bond for Credit Card		2,030	-
Club Bonds Paid Account		16,178	-
Electronic Clearing Account		-	4,769
Cheque Account Botany		15,704	24,057
Business Online Saver		75,262	87,504
Cash at Bank - PayPal		-	3,545
Ground Development Fund		121,382	57,165
		<u>230,556</u>	<u>177,550</u>
Note 3: Trade and Other Receivables			
Current			
Trade Receivables		30,967	114,415
Sundry Debtors		4,931	-
GST Receivables		29,514	-
Provision for Doubtful Debts		-	(5,000)
Deposits Paid		5,924	19,074
		<u>71,336</u>	<u>128,489</u>
Note 4: Inventories			
Current			
Goods Held for Re-Sale		5,512	7,484
		<u>5,512</u>	<u>7,484</u>
Note 5: Property, Plant and Equipment			
Non-current Assets			
Office Equipment		68,572	64,778
Accumulated Depreciation		(59,274)	(55,259)
		<u>9,298</u>	<u>9,519</u>
Memorabilia		5,604	5,424
Accumulated Depreciation		(1,844)	(1,651)
		<u>3,760</u>	<u>3,773</u>
		<u>13,058</u>	<u>13,292</u>

Eastern Suburbs Football Association Inc.
Notes to the financial statements
for the year ended 30 September 2013

	Note	Sept 2013 \$	Sept 2012 \$
Note 6: Trade and Other Payables			
Current			
Trade Creditors		-	156,599
Sundry Creditors and Accrued Expenses		-	1,596
GST Payables		-	9,876
Employee Accruals		12,692	10,865
		<u>12,692</u>	<u>178,936</u>
Note 7: Provisions			
Current			
Employee Benefits (Provision for annual leave)		12,418	12,151
		<u>12,418</u>	<u>12,151</u>
Note 8: Provisions & Deferred Revenues			
Non Current			
Provision for Member Bonds		16,000	16,000
Provision for Education Refs		8,100	-
Ground Development Fund		124,484	60,674
		<u>148,584</u>	<u>76,674</u>
Note 9: Cash Flow Information			
a) Reconciliation of Cash			
Cash at the end of the financial year as shown in the statements of cash flows is reconciled to the related items in the balance sheet as follows:			
Cash on Hand		-	510
Cash at Bank - Bond for Credit Card		2,030	-
Club Bonds Paid Account		16,178	-
Cash at Bank - PayPal		-	3,545
Eletronic Clearing Account		-	4,769
Cheque Account Botany		15,704	24,057
Business Online Saver		75,262	87,504
Ground Development Fund		121,382	57,165
		<u>230,556</u>	<u>177,550</u>

Eastern Suburbs Football Association Inc.
Notes to the financial statements
for the year ended 30 September 2013

	Note	Sept 2013 \$	Sept 2012 \$
Note 9: Cash Flow Information (continued)			
b) Reconciliation of Cash Flow from Operations with Operating Profit after Income Tax			
Operating (Deficit)/Surplus after Income Tax		87,715	56,814
Non-cash flows in operating profit			
Depreciation		4,208	11,131
Doubtful debts		-	-
Provision for annual leave		267	551
Changes in assets & liabilities			
(Increase)/Decrease in receivables		57,152	(13,936)
(Increase)/Decrease in inventories		1,972	2,842
Increase/(Decrease) in sundry creditors and accrued expenses		(94,336)	(30,235)
Increase/(Decrease) in deferred revenues		-	-
Cash Flow from Operating Activities		56,978	27,167
Note 10: Capital & Leasing Commitments			
Operating Lease Commitments			
Non-cancellable operating leases contracted for			
Being rent of office			
Payable - minimum lease payments			
- payable within 12 months		34,663	8,076
		34,663	8,076

The current property lease expires on 31 December 2014.

Note 11: Deed of Trust

A Deed of Trust was entered into on 21 March 2013 between Alan Chow (Settlor) and Eastern Suburbs Football Association Incorporated (Trustee). The Trust Fund shall be known as the Eastern Suburbs Football Association Ground Development Fund.

The Purpose of the Trust Fund is to increase the amount of, and improve the quality of, facilities available for the playing of Football in the Eastern Suburbs.

**Eastern Suburbs Football Association Inc.
Statement by Members of the Committee**

The committee has determined that the association is not a reporting entity and that this special purpose financial report should be prepared in accordance with the accounting policies outlined in Note 1 to the financial statements.

In the opinion of the committee the financial report:-

1. Presents a true and fair view of the financial position of Eastern Suburbs Football Association Inc. as at 30 September 2013 and its performance for the year ended on that date.
2. At the date of this statement, there are reasonable grounds to believe that Eastern Suburbs Football Association Inc. will be able to pay its debts as and when they fall due.

This statement is made in accordance with a resolution of the Committee and is signed for and on behalf of the Executive Committee by;



Raff Del Vecchio
President



Emmanuel Alfieri
Treasurer

Signed at Sydney this13th..... day of November 2013



INDEPENDENT AUDITOR'S REPORT TO THE MEMBERS OF EASTERN SUBURBS FOOTBALL ASSOCIATION INC

We have audited the accompanying financial report, being a special purpose financial report, of Eastern Suburbs Football Association Inc, which comprises the committee's report, the assets and liabilities statement as at 30 September 2013, the income and expenditure statement for the year then ended, notes comprising a summary of significant accounting policies and other explanatory information, and the statement by members of the committee.

Committee's Responsibility for the Financial Report

The committee of Eastern Suburbs Football Association Inc is responsible for the financial report, and has determined that the basis of preparation described in Note 1 is appropriate to meet the requirements of the *Associations Incorporation Act 2009 (NSW)* and the needs of the members. The committee's responsibility also includes such internal control as the committee determines is necessary to enable the preparation of a financial report that is free from material misstatement, whether due to fraud or error.

Auditor's Responsibility

Our responsibility is to express an opinion on the financial report based on our audit. We have conducted our audit in accordance with Australian Auditing Standards. Those standards require that we comply with relevant ethical requirements relating to audit engagements and plan and perform the audit to obtain reasonable assurance whether the financial report is free from material misstatement.

An audit involves performing procedures to obtain the audit evidence about the amounts and disclosures in the financial report. The procedures selected depend on the auditor's judgment, including the assessment of the risks of material misstatement of the financial report, whether due to fraud or error. In making those risk assessments, the auditor considers internal control relevant to the association's preparation of the financial report that gives a true and fair view, in order to design audit procedures that are appropriate in the circumstances, but not for the purpose of expressing an opinion on the effectiveness of the association's internal control. An audit also includes evaluating the appropriateness of accounting policies used and the reasonableness of accounting estimates made by the committee, as well as evaluating the overall presentation of the financial report.

We believe the audit evidence we have obtained is sufficient and appropriate to provide a basis for our audit opinion.

Opinion

In our opinion, the financial report presents fairly, in all material respects, the financial position of Eastern Suburbs Football Association Inc as at 30 September 2013 and its financial performance for the year then ended in accordance with the accounting policies described in Note 1 to the financial statements, and the requirements of the *Associations Incorporation Act 2009* (NSW).

Basis of Accounting and Restriction on Distribution

Without modifying our opinion, we draw attention to note 1 to the financial statements, which describe the basis of accounting. The financial report has been prepared to assist Eastern Suburbs Football Association Inc to meet the requirements of the *Associations Incorporation Act 2009* (NSW). As a result, the financial report may not be suitable for another purpose.

MNSA Pty Ltd

MNSA Pty Ltd



Mark Schiliro
Director

Sydney, dated this 13th day of November 2013.

Eastern Suburbs Football Association Inc.
CERTIFICATE BY MEMBERS OF THE COMMITTEE

I, Raff Del Vecchio and I, Emmanuel Alfieris, certify that:

- a. We are members of the committee of Eastern Suburbs Football Association Inc.
- b. We attended the Annual General Meeting (AGM) of the association held on 26 November 2012, and intend to attend the AGM scheduled for 18 November 2013.
- c. We are authorised by the attached resolution of the committee to sign this certificate.
- d. This annual statement shall be submitted to the members of the association at its AGM scheduled for 18 November 2013.

Signed at Sydney this ^{13th}..... day of November 2013



Raff Del Vecchio
Director



Emmanuel Alfieris
Treasurer

TECHNICAL DEVELOPMENT AND COACHING REPORT

In November 2012 Football NSW (FNSW) offered a place in both the new Regional League and the Skills Acquisition Program (SAP) to ESFA. With very short notice ESFA accepted the SAP role.

The long established Under 11 and Under 12 Metropolitan League between the Sydney, Southern Branch and Central Coast Associations had been abandoned by FNSW, which was a very disappointing outcome of the 'elite pathway' reconstruction in 2012. ESFA has a proud record in this competition based on boys who resided within the ESFA area. This includes winning premierships and/or championships in recent times in the U11 in 2006, 2010, 2011 and U12 in 2008, 2011 and 2012. ESFA's U12 teams have also won the Centenary Cup in 2011 and 2012.

The SAP is now U9, U10 and U11 age groups, with three weeknight training sessions and a Sunday game without a points table. Boys and girls were not allowed to play with a local Club when enrolled in the SAP, despite a request by ESFA and some other Associations that this be allowed. Greg Kokoviadis, a very highly credentialed youth coach, took on the role of SAP Director and recruited a talented coaching team very quickly and under very tight timing restrictions selected a very good group of young players from those who trialed from the ESFA area. The SAP program began training in November 2012 right through to August 2013, with additional 'gala days' at FNSW. The program has proven highly successful with a steady improvement in the playing abilities of all those enrolled. Greg and his coaching staff are to be congratulated on their great work.

The Board decided not to go ahead in 2013 with a role in the Regional League because of the very short notice provided by FNSW, and concentrated on establishing an excellent SAP in 2012/13. The Regional League, in the case of ESFA, would have been based purely on ESFA residential players, who would have been required to be registered with an ESFA Club, train one night extra a week with an ESFA coach and then play an additional 8 games



representing ESFA on Sundays. Only three Associations played in this newly established Regional League in 2013, which included the three FNSW country regions playing 16 games each, and had some major teething problems.

ESFA has applied recently to FNSW to provide both SAP and Regional League teams in 2013/14. FNSW have relaxed the residential qualification on the ESFA SAP recruiting area and ESFA will be asking again that the SAP players be allowed to play for their local Clubs while taking part in the program. ESFA provides the SAP program 'at cost' which is far cheaper than any of the local academies for a much better FNSW and FFA endorsed and syllabus-based program, that is not determined by who can afford it.

ESFA has organised and run a number of Grassroots FFA accredited coaching courses and a girls-only Junior course, through Sally Patterson in the last twelve months. Most importantly, ESFA has appointed a part time Coaching Coordinator, Caroline Oakes-Ash, to liaise with Club coaching directors/organisers and facilitate further courses in 2013/14.

A new FFA Coaching Syllabus was delayed until a mid September publication and both the Community and Advanced coaching course streams have been reorganised by FFA. The Board hopes that the establishment of a role within the ESFA office specifically for coordination of coach education will lead to better communication with Clubs regarding the very important program of club coach development and player coaching from SSF to adult age groups that ESFA, FNSW and FFA provide.

In 2013, I was the Metro East Convenor responsible for the Metro East State Title teams, involving U12 to U15 boys teams, and U12 to U16 girls teams and I would like to thank Aaron Dibdin for his support in this function for placing Metro East announcements on the ESFA website.

Dr Andrew Field

Director of Technical Development and Coaching

SMALL SIDED FOOTBALL REPORT

This year in ESFA Small Sided Football overall numbers held largely steady from 2012, with 1652 players in the U6 to U11 age group. The inter club competition from U8 to U11 was further developed from the changes introduced last year to aim for divisions of 6 teams and a designated time slot for games each weekend. These changes were very well received and feedback at all council meetings was extremely positive. This format also reduced the operational workload on the ESFA staff and led to a huge decrease in rearranged fixtures and complaints from several seasons ago.

In U6s and U7s we managed to run three gala days split between the Club hosts; Maroubra, Coogee, Easts and Maccabi. Many thanks to all four Clubs and their volunteers on the day. The gala days were well supported and feedback was positive. Disappointments during the year

included games lost through inclement weather (which we can't control) and the cancellation of the U8s to U11s planned gala days due to logistical problems. These are areas we plan to work on next year whilst again building on the successful base format of this year, which has been one of the most well received seasons in recent years.

A further area of focus for next year will be increased recruitment of players now that our product is the most marketable it has ever been with improvements to come. Many thanks to Aaron Didbin who did a wonderful job as Small Sided Football competitions secretary in addition to his other roles this year and we look forward to Aaron continuing his good work next year.

Moray Vincent

Small Sided Football Chair



JUNIOR FOOTBALL REPORT

I am pleased to report that despite more wet weather and other challenges ESFA, with the support of our Clubs, has again delivered a very good junior competition.

This season we had a total of 1554 (617 girls and 927 boys) registered players, who played 739 games (325 girls and 414 boys) with a successful Finals Series.

These numbers are only half the story in terms of what goes on behind the scenes, as ESFA has a number of fairly unique issues. This primarily involves a culture of being very flexible to accommodate issues including private school sport, an array of cultural events and allowance for school holidays. Many other associations do not even attempt to allow for such issues.

Weather meant that by mid June we were 2 - 3 weeks behind schedule with holidays fast approaching. Down went the heads and up came the innovative solutions. This included an ESFA instigated night games with 'double point games', which allowed for a successful completion of the season, including a great Finals Series, all within the original timeframe.

While no system is perfect the processes implemented in respect to regrading have generally been well received. When issues have arisen the councils and Junior Football Management Committee (JFMC) moved quickly to resolve them. The feedback received was that whilst not everyone was happy with every decision, they appreciated the consistent and transparent approach to the decision making process.

It is important to thank Clubs for their willingness to cooperate and support the various initiatives undertaken. The Council's generally worked very well and were more than ably led by David Owens and Alan Charak. An indication of their success was to see both re-elected unopposed. The JFMC has also functioned well with the people involved spending an enormous amount of time applying their great experience to ensure issues that arose were successfully resolved.

Further, while not directly involved in decision-making, the ESFA board has always been very supportive.



Critical to the competitions success was the hard working ESFA staff. In particular Aaron, who assumed the Competitions Manager role mid-season, Caroline who worked 24/7 to get us as many referees as possible and Greg who kept us informed with newsletters and website updates.

The quality of our junior teams is evident in their performances in Football NSW competitions. A particular congratulation is due to our teams in the Champion of Champions with Redfern Raiders U12s reaching the semi finals and Maccabi Hakoah U18s finishing runners up. In the State Cup, Queens Park G16s made it through to the Quarter Finals of the tournament and Easts G14s reached the Semi Finals.

ESFA continues to face a number of issues that include - like most associations - falling team numbers. This makes it harder to form competitive, well balanced competitions. It also restricts our ability to offer all teams a full schedule of games.

Quality of grounds has been another issue that frustratingly is largely beyond our control. In 2014 we will be looking at opportunities for more use of synthetic pitches and working closer with local councils. The Ground Development fund, which is growing, is aimed at providing options for players in the Association over the longer term.

Looking to 2014, the competition structure has been discussed at length by our councils with a number of ideas to improve the quality, one of which is to develop division one of each age group into an 'ESFA Championship' division.

Again, a big thank you to Clubs and we look forward to continuing our work together next year and further tackle these issues for the benefit of junior football.

Ron Ogilvie
Junior Football Director

SENIOR FOOTBALL REPORT

The 2013 season had a bit of everything and most pleasingly, some great football. The league winners in a number of senior divisions were decided within the last few weeks of competition and some of those went down to the very last game. This created a great level of excitement and friendly contest between many clubs.

Every season brings with it challenges involving wet weather and this season was no different. The implementation of guidelines for Clubs supported the quick rescheduling of games. However, I want to congratulate the Clubs and their dedicated organisers for their fantastic effort to reschedule washed out games. That hard work was the major reason that we did not lose any games in the regular season.



Participation numbers across all divisions have increased, with the most significant growth across the men's competition, with 6 additional teams and a player base of 526 adult female players and 2659 adult male players. A Saturday competition for Division 6 men was introduced as an alternative to Sunday football and taken up by 8 teams. It was ESFA's intention to introduce an Under 21 competition for men; however, there were insufficient nominations for the 2013 season. We will look at this again in 2014.

Over the next twelve months and beyond, we will be looking to develop a number of areas in our game. A key area is the development of career pathways from junior to senior competitions across the men's and women's leagues. We need to continue to improve the divisions offered to current and future players to ensure everyone can continue to play the game we love for as long as possible. This is particularly important in the over age divisions.

This season would not have been possible without the support of the Referees Branch, who are continuing to improve quality and coverage across all of our divisions. ESFA's staff - Aaron, Caroline and Greg - have worked relentlessly to ensure competitions have been run well throughout the year, including a fantastic Finals Series. The Senior Football Management Committee (SFMC) worked tirelessly throughout the season to ensure the best interests of players from all Clubs were supported. I want to congratulate the team of Jaleh Shafie (Women's Council Chair), Adam Gwynne (Men's Council Chair), and our General Manager, Aaron Dibdin, for the decisive and efficient management of matters this year and hope we can build on this for next season.

This is my first year as part of the ESFA Board, which started just before the kick-off of the 2013 season. There has been a lot to learn and my fellow Board members have been wonderfully supportive this season. The Board members' collective passion for football has been inspiring.

We are looking forward to a great season in 2014 as we continue to develop football for everyone. There will be no shortage of excitement in 2014 with fantastic ESFA competitions and the added bonus of the World Cup in Brazil.

Elisha McKie
Senior Football Director

REFEREES DIRECTOR REPORT

As a new Director, I was pleased to assist in whatever way I could in overseeing refereeing and judiciary matters. Little did I know that I would become more hands-on than I had planned.

My undertaking to the Board would be to review the judiciary process and ensure the referees committees were delivering outcomes aligned to the objectives of the Association and for the benefit of their members.

It was clear the judiciary process would take some time as we had several matters still to be heard from the previous season. At the same time I was attending both the Referee Standing and Management Committee meetings as well as attending the monthly Branch meetings as a referee. It was apparent that the Referees Standing Committee and the Referees Management Committee were not a united or cohesive group. Cooperation was never on the agenda. Clearly the two-committee model was fractured beyond repair and was effectively dysfunctional.

My recommendation to the Board was to immediately dissolve both committees and appoint an Administrator to form an interim management committee for the remainder of the season. The Board accordingly entrusted me to oversee the necessary reforms and adjustments that would be required to ensure the Branch continued to function effectively.

I was fortunate indeed to receive the support of several referees I approached to assist in that task. Arthur Kringas, Greg Calacouris, Wayne Hillier, George Magoulias and Robert Viselli all stepped up and began the changes required in order to restore order, discipline and achieve good management outcomes for the members. A key objective would be to ensure our junior referees would be given the opportunity to develop throughout the season. We also retained the services of Branch Coach, Alex Spiroski

Of course underpinning all our endeavours would be our Referees Coordinator - Caroline Oakes-Ash. She has been the foundation in all our committee efforts in

ensuring our communications to referees were timely, accurate and correct at all times. Her relationship with the referees cannot be understated nor should it ever be taken for granted.

It has been a season not without some pain for some and indeed great satisfaction for others. The Branch established its own identity and will be incorporating the new Branch logo into their uniforms for next season.

The efforts of the Referees Management Committee this season have been directed at raising standards and overseeing the emergence of our junior referees. We have some of the most talented junior referees in any association. The landscape of our Premier League panel will be changing as our young talents mature.

At the forefront of change was the introduction this season of regular fitness sessions, which also served to bring referees of all ages together. Further changes in the approach to ongoing fitness, education and technology will place the ESFA Referees Branch at the forefront of referee development. It may not be the biggest Branch but that's no reason why it can't be the best.

We still have some way to go in streamlining the judiciary process including a full review of the current documentation. It can only be called a work in progress at this time. Again I am indebted to the individuals who unselfishly volunteered their time and energy towards ensuring the process was fair, timely and balanced.

I would also like to thank the players, coaches and officials who have taken the time to contact me and say what a great season it has been for refereeing standards. This is best shown by the excellent outcomes across the weekends of the Junior and Senior Grand Finals as well as the ESFA Cup.

Lastly, thank you to my fellow referees and Board members for your support, encouragement and patience.

Paul Kelly

Director and Interim ESFARB Management Committee Administrator



REFEREES COORDINATOR REPORT

Often we think that everything strived for in the off season is going to see our hard work and endeavours pay off during the season. Unfortunately at times, unforeseen circumstances and best-laid plans do not allow us to move forward with our perceived immediate success.

Our senior referees in 2013 were hanging up their whistles for referee retirement. We needed to have an influx of numbers in a short space of time and the Referees Branch held two heavily attended Level 4 Referee Courses in the months of February and March. Our new referees were ready for officiating by season start; allowing more games to be covered than initially expected.

Unfortunately the dedication of the two ESFA Referees Branch Committees did not lead to a united plan or fundamentally, to the success of the ESFA Referees themselves. The Board appointed Paul Kelly (ESFA Board Member) as Interim Administrator and a new interim Management Committee was formed. It would be remiss of me to not thank both the Standing Committee and the Management Committee who began 2013 with such robust earnest and believed enough in the Branch to support the new Interim Management Committee in the interest of forwarding the Branch through 2013 and beyond.

The one thing that remained consistent throughout 2013 is the complete and wholehearted dedication of our current referees. They are a team, and I am proud to carry the water for them.

Statistically, our team lowered in number to 140 active referees but heightened in coverage. Their sheer ability to go the extra mile to assist our endeavour to cover games with professionalism can only be commended. It was a paramount effort to keep going weekend in and weekend out as shown by the coverage statistics and comparison with season 2012 above:



2013 Referee Statistics

Coverage	Games	Ref Coverage	AR1 Coverage	AR2 Coverage
SSF**	439	48%	1%	0%
Junior	741	82%	43%	27%
Senior	1543	87%	36%	25%
TOTAL	2723	79%	32%	22%

2012 Referee Statistics

Coverage	Games	Ref Coverage	AR1 Coverage	AR2 Coverage
SSF	713	45%	5%	2%
Junior	834	76%	34%	16%
Senior	1568	86%	36%	21%
TOTAL	3115	74%	28%	15%

** A decision was made to NOT supply referees for Under 8s and Under 9s at the beginning of the season in accordance with FNSW issued guidelines. HOWEVER, SSF Council Meeting agreed that referees should be appointed to Under 8s and Under 9s from May 11th (this reflects in number of games and coverage)

To ensure our members become more proficient and professional, we had many referees assessed this season and introduced groupings where referees are given games in acknowledgement of their current skill and desire to move up in the refereeing world of ESFA and beyond. We take great pride in those from our team who have made their way to State League while retaining their loyalty and roots with ESFARB.

To keep our team together throughout the off season we have appointed our members to various summer competitions.

Fitness tests for all high level referees will be introduced from early next season. We want to offer the ESFA competition the most professional refereeing available. Continual education of current and future referees will be of utmost importance pre season 2014 and during season 2014.

Every team has a captain and while I may not be the captain of the team, I would like to acknowledge and personally thank those who have the commitment, energy and positive goals to continue to improve the Referees Branch. The current interim Management Committee, ALL of whom I would wish to thank, have been exceptionally supportive and respectful of mutual goals in ensuring that ESFA Referees are treated with respect, encouraged and educated to be the best they can be and to provide the ESFA Competition with not only quantity but quality referees. To work with the Clubs and the Referees for a mutually beneficial goal is what I believe we all strive for as a football community.



Level 4 Referee Courses will be held in February and March 2014 and we encourage all players to put their whistles where their mouths are and come and join the most rewarding team of all. We also hope to have more Assessors available for our referees and mentors for our junior referees.

I would like to thank the Clubs for being incredibly generous in their support of our endeavours this year. When the ESFA Competition Manager left it was a pleasure to increase my role somewhat and assist the Clubs with matters other than those of refereeing.

The ESFA Grand Finals saw incredibly professional coverage on all Grand Finals weekends and majority of games with four officials. This was when the team came into its own under the watchful eye of RMC member Arthur Kringas, who gave up hours of his time to assist both the staff of ESFA and the referees. Acknowledgement and gratitude is deserved to my patient and fabulous co-workers Aaron Dibdin and Greg Calacouris. It can most certainly be a tough gig working for ESFA and without the constant team work and support of those around me, including Raff Del Vecchio, Ron Ogilvie and Elisha McKie, some tasks would be hard to achieve. A sincere thank you to Paul Kelly for the amount of hard work, time and belief given to the Branch and myself.

Most of all I would like to thank all the ESFARB referees whom I respect and admire, for their hard work and making my job all the more rewarding through humour, wit, commitment and most of all teamwork.

MAJOR GRAND FINAL REFEREE APPOINTMENTS

ESFA PREMIER LEAGUE FIRSTS: Glebe Wanderers v Dunbar Rovers

- Referee: John Garcia
- Assistant Referee: Conrad Burrows
- Assistant Referee: Nicholas Kazacos
- Fourth Official: Syafiq Johari

ESFA PREMIER LEAGUE RESERVES: Coogee United v Dunbar Rovers

- Referee: Robert Viselli
- Assistant Referee: Syafiq Johari
- Assistant Referee: Mitchell Law
- Fourth Official: Oliver Newling

ESFA CUP GRAND FINAL:

Coogee United AA1 v Waverley Old Boys PLF

- Referee: Paul Kelly
- Assistant Referee: Oliver Newling
- Assistant Referee: Syafiq Johari
- Fourth Official: Gregory Calacouris

ESFARB REFEREE OF THE YEAR AWARDS 2013

- Rookie Referee of the Year: Michael Chen
- Female Referee of the Year: Jessica Lage
- Junior Referee of the Year: Ari Jackson
- Referee of the Year: John Garcia

As always, see you on the parks in 2014. Cooperation and reinvigoration of all things competition and referees will allow us to achieve.

Caroline Oakes-Ash

Referees Coordinator

COMMUNICATIONS REPORT

Over the past few years the Association has had a progressive attitude toward expanding its digital presence, with the Board eager to build a strong communications portfolio. A strength of ESFA, in this sense, has been a salient brand, which has acted as the backbone of what we communicate. This has been a powerful aid to me as I've overseen the growth of our digital communities and driven content.

Pushing in this direction, we have previously lacked an update to our Communications Strategy and Policy. This was a project that really started 18 months ago but the majority of it flourished at the tail end of 2012. At the start of this year we established the new framework to implement for 2013.

A new strategy was never about reinventing our communications portfolio but rather evaluate what we've already achieved and use that as groundwork for future years. Fundamentally, the strategy reflects upon the goals of the Association with the objectives to:

- Raise awareness of development, growth and achievements of football
- Communicate relevant football information
- Educate about policy, competition and operational procedures
- Increase engagement with ESFA community

One challenge is that we target multiple audiences; internal volunteers, member Clubs, our community of players and coaches, and the broader Eastern Suburbs community. With this in mind, we refined what our messages are, to ensure that what we communicate is on brand, informative and relevant.

A big focus this year has been a change to our email newsletters. Offside sported a fresh coat of paint and continued to be a staple from ESFA. In addition, we distributed weekly updates during the Grand Finals as well as additional 'one-off' emails at key points during the season.

These largely proved effective although, combined with the paid advertorial newsletters we delivered, we need to be careful not to over-communicate in the future. Our subscriber base increased by over 800 people, bringing us to 8399 recipients and our open rate has remained steady at 25.33%. Conversely, we had a slight drop in clicks by 1.7%. Considering a higher volume of communication this decrease is to be expected and whilst not something I would want to slide, an 11.21% click rate is still high for industry average.

Jumping over to our website, traffic has remained consistent over the past few years, with an average 29 651 visitors/month during the season and 10 635 unique visitors/month for 2013. This year we pushed more informative articles based on their popularity last year and they have proven to be powerful ways for ESFA to passively communicate competition changes and protocol to our community. Our website has

become a dynamic information hub for all facets of the Association. The Grand Finals Protocol echoed this idea. With an average time on that particular article just shy of two minutes it demonstrates that our audiences are engaging with content in a meaningful way.

Our social presence on Facebook and Twitter has seen a growth in followers and engaged users, though a sustained content strategy does require a great deal of commitment and having limited resources has been a challenge. Creating more engaged users is the next goal and we need to dedicate more time and possibly ad spend behind these communities to see these outcomes.

I noted in last year's annual report that traditional PR was an area we needed to improve. Having developed clear guidelines it brought clarity as to just how important it is to target people outside the ESFA community. Giving football a bigger presence in the local media is a complex challenge but ESFA laid some good groundwork this year with coverage of our Small Sided Football Gala Day, a piece on our Maroubra United players meeting Alessandro Del Piero and of course our Grand Finals all making the biggest splash. I want to see this increase significantly; however, this isn't possible without cooperation from Clubs to promote their own players and initiatives.

All of this said, I believe we've taken positive steps toward achieving our communication strategy. Our messaging has become more deliberate and this can only improve with further cooperation amongst our volunteer committees and the office. I take great pride in the achievements of ESFA and through continual hard work I hope to see equal growth to ensure that these objectives are met.

Lastly, I'd like to thank everyone I've worked with this year and who have helped me along the way. The commendation I receive from the Board, particularly Raff whom I work closest with, has been continually encouraging. My colleagues Aaron and Caroline are, as always, a pleasure to work with and I thank them for their support. The great work achieved in the office is spurred by a combined passion for football.

Gregory Calacouris
Communications Officer



2013 LEAGUE AND GRAND FINAL WINNERS - BOYS

AGE GROUP	LEAGUE CHAMPIONS	GRAND FINAL WINNERS
U12/1	Redfern Raiders	Redfern Raiders
U12/2	Maroubra United Tigers	Olympic Eagles FC
U13/1	Pagewood Botany FC A	Redfern Raiders
U13/2	Heffron Hawks	Heffron Hawks
U13/3	Pagewood Botany FC C	Maccabi Hakoah Junior FC
U14/1	East FC	East FC
U15/1	Pagewood Botany FC A	Pagewood Botany FC A
U16/1	Queens Park FC Juniors	Queens Park FC Juniors A
U16/2	Olympic Eagles FC	East FC
U18/1	Maccabi Hakoah Junior FC B	Maccabi Hakoah Junior FC B

12 Division 1

TEAM	P	W	D	L	B	F	A	GD	Pt
Redfern Raiders	14	11	0	1	2	88	12	76	33
East FC B	15	9	0	4	2	37	17	20	27
Mascot Kings	15	7	1	5	2	28	29	-1	22
Maccabi Hakoah Junior Football Club	14	4	1	7	2	26	31	-5	13
East FC A (Victory)	15	2	0	11	2	7	57	-50	6

12 Division 2

TEAM	P	W	D	L	B	F	A	GD	Pt
Maroubra United Tigers	15	10	1	3	1	29	13	16	31
Heffron Hawks	15	9	2	3	1	53	23	30	29
Maccabi Hakoah Junior Football Club	15	7	2	5	1	36	27	9	23
Olympic Eagles FC	14	6	0	7	1	21	30	-9	18
Maroubra United Lions**	14	2	4	7	1	16	30	-14	10
Reddam House	14	0	2	11	1	12	49	-37	2

13 Division 1

TEAM	P	W	D	L	B	F	A	GD	Pt
Pagewood Botany FC A	14	10	1	2	1	37	15	22	31
Redfern Raiders	14	8	0	5	1	31	14	17	24
Maccabi Hakoah Junior Football Club	14	6	1	6	1	21	22	-1	19
Mascot Kings	14	3	0	10	1	27	43	-16	9

13 Division 2

TEAM	P	W	D	L	B	F	A	GD	Pt
Heffron Hawks	15	9	3	3	0	34	18	16	30
Coogee United FC	15	8	2	5	0	45	28	17	26
Pagewood Botany FC B	15	6	6	3	0	40	26	14	24
Easts FC	15	5	4	6	0	32	37	-5	19
Maccabi Hakoah Junior Football Club (Sat)	15	5	0	10	0	25	40	-15	15
Queens Park FC Juniors	15	4	1	10	0	21	45	-24	13

13 Division 3

TEAM	P	W	D	L	B	F	A	GD	Pt
Pagewood Botany FC C	15	12	2	0	1	55	17	38	38
Maccabi Hakoah Junior Football Club (Sun)	15	7	2	5	1	49	22	27	23
Mascot Kings	15	7	2	5	1	43	27	16	23
Pagewood Botany FC D	15	6	2	6	1	23	25	-2	20
Maroubra United	15	3	1	10	1	25	67	-42	10
Maccabi Hakoah Junior Football Club	15	1	1	12	1	14	54	-40	4

14 Division 1

TEAM	P	W	D	L	B	F	A	GD	Pt
Easts FC	13	12	1	0	0	52	2	50	37
Coogee United FC A	14	9	2	3	0	28	9	19	29
Mascot Kings	13	8	3	2	0	36	10	26	27
Queens Park FC Juniors B	14	8	1	5	0	27	19	8	25
Queens Park FC Juniors A	14	5	3	6	0	23	18	5	18
Maroubra United	14	4	2	8	0	19	20	-1	14
Maccabi Hakoah Junior Football Club (Sun)	14	3	0	11	0	13	50	-37	9
Queens Park FC Juniors C	14	0	0	14	0	2	72	-70	0

15 Division 1

TEAM	P	W	D	L	B	F	A	GD	Pt
Pagewood Botany FC A	14	13	0	1	0	77	7	70	39
Maccabi Hakoah Junior Football Club	14	10	2	2	0	41	12	29	32
Queens Park FC Juniors	14	9	0	5	0	54	23	31	27
Mascot Kings	14	7	2	5	0	42	41	1	23
Easts FC	14	6	1	7	0	39	31	8	19
Pagewood Botany FC B	13	3	0	10	0	15	58	-43	9
Pagewood Botany FC C	14	2	2	10	0	11	60	-49	8
Olympic Eagles FC	13	0	3	10	0	10	57	-47	3

16 Division 1

TEAM	P	W	D	L	B	F	A	GD	Pt
Queens Park FC Juniors	15	11	1	2	1	61	7	54	34
Heffron Hawks	15	11	1	2	0	41	8	33	34
Coogee United FC	15	6	0	7	1	24	27	-3	18
Maccabi Hakoah Junior Football Club	15	5	3	6	1	24	39	-15	18
Maroubra United	15	1	3	10	0	14	48	-34	6

16 Division 2

TEAM	P	W	D	L	B	F	A	GD	Pt
Olympic Eagles FC	15	7	5	2	1	39	16	23	26
Easts FC	13	6	3	3	1	27	26	1	21
Mascot Kings	16	5	4	6	1	29	30	-1	19
Maccabi Hakoah Junior Football Club	16	3	5	7	1	25	48	-23	14
Pagewood Botany FC	15	3	4	7	1	20	27	-7	13

18 Division 1

TEAM	P	W	D	L	B	F	A	GD	Pt
Maccabi Hakoah Junior Football Club B	14	9	2	1	2	47	14	33	29
Queens Park FC Juniors	14	9	0	3	2	59	12	47	27
Heffron Hawks	14	9	0	3	2	43	22	21	27
Mascot Kings	14	5	2	5	2	33	31	2	17
Maccabi Hakoah Junior Football Club A	14	2	3	7	2	21	43	-22	9
Pagewood Botany FC	14	1	4	7	2	16	45	-29	7
Maroubra United	14	1	1	10	2	9	61	-52	4



2013 LEAGUE AND GRAND FINAL WINNERS - GIRLS

AGE GROUP	LEAGUE CHAMPIONS	GRAND FINAL WINNERS
G12/1	Easts FC A	Queens Park FC Juniors
G14/1	Easts FC A	Easts FC A
G14/2	Pagewood Botany FC A	Pagewood Botany FC A
G16/1	Queens Park FC Juniors A	Queens Park FC Juniors A
G16/2	Queens Park FC Juniors D	Easts FC A
G18/1	Maroubra United	Maccabi Hakoah Juniors FC
G18/2	Queens Park FC Juniors	Queens Park FC Juniors

12 Girls Division 1

TEAM	P	W	D	L	B	F	A	GD	Pt
Easts FC A	14	8	2	2	2	33	10	23	26
Queens Park FC Juniors	14	7	4	1	2	27	3	24	25
Maroubra United B	14	6	3	3	2	26	24	2	21
Maccabi Hakoah Junior Football Club	14	6	1	5	2	31	27	4	19
Maroubra United A	14	5	4	3	2	23	23	0	19
Easts FC B	14	2	1	9	2	15	23	-8	7
Easts FC C	14	0	1	11	2	4	49	-45	1

14 Girls Division 1

TEAM	P	W	D	L	B	F	A	GD	Pt
Easts FC A	15	13	1	0	1	31	4	27	40
Queens Park FC Juniors	14	7	1	4	2	19	10	9	22
Coogee United FC	15	5	2	6	2	11	14	-3	17
Pagewood Botany FC	15	4	3	6	2	11	13	-2	15
Maroubra United	14	2	1	9	2	8	20	-12	7



14 Girls Division 2

TEAM	P	W	D	L	B	F	A	GD	Pt
Pagewood Botany FC A	14	12	0	1	1	65	7	58	36
Queens Park FC Juniors C	14	9	0	4	1	50	20	30	27
East FC C	14	8	3	2	1	35	16	19	27
Queens Park FC Juniors B	14	7	3	3	1	27	15	12	24
East FC B	14	6	1	6	1	36	22	14	20
Maccabi Hakoah Junior Football Club	14	5	0	8	1	21	44	-23	15
Pagewood Botany FC B	14	1	1	11	1	8	56	-48	4
Coogee United FC	14	1	0	12	1	9	54	-45	3

16 Girls Division 1

TEAM	P	W	D	L	B	F	A	GD	Pt
Queens Park FC Juniors A	17	14	0	2	1	76	10	66	42
East FC	17	11	2	3	1	57	16	41	35
Queens Park FC Juniors B	17	9	2	5	1	52	28	24	29
Maccabi Hakoah Junior Football Club	17	7	2	7	1	38	36	2	23
Coogee United FC	17	5	4	7	1	28	28	0	19
Maroubra United	17	2	1	13	1	11	58	-47	7

16 Girls Division 2

TEAM	P	W	D	L	B	F	A	GD	Pt
Queens Park FC Juniors D.	16	13	0	2	1	70	7	63	39
East FC B	16	11	0	4	1	58	33	25	33
East FC A	16	10	2	3	1	40	24	16	32
Pagewood Botany FC A	16	7	1	7	1	24	45	-21	22
Pagewood Botany FC B	15	3	3	8	1	9	29	-20	12
Queens Park FC Juniors E	16	3	3	9	1	15	36	-21	12
Queens Park FC Juniors C.	16	2	5	8	1	10	52	-42	11
Reddam House	16	2	2	11	1	11	39	-28	8
Olympic Eagles FC	15	2	0	12	1	14	44	-30	6

18 Girls Division 1

TEAM	P	W	D	L	B	F	A	GD	Pt
Maroubra United- (POOL 1)	14	10	1	3	0	63	27	36	31
East FC A- (POOL 1)	14	8	2	4	0	47	13	34	26
Maccabi Hakoah Junior Football Club - (POOL 1)	14	8	1	5	0	60	24	36	25

18 Girls Division 2

TEAM	P	W	D	L	B	F	A	GD	Pt
Queens Park FC Juniors - (POOL 2)	14	6	1	7	0	42	69	-27	19
Reddam House- (POOL 2)	13	3	2	8	0	18	45	-27	11
East FC B- (POOL 2)	13	2	1	10	0	17	69	-52	7

2013 LEAGUE AND GRAND FINAL WINNERS - MEN

DIVISION	LEAGUE CHAMPIONS	GRAND FINAL WINNERS
PL/F	Coogee United FC	Dunbar Rovers
PL/R	Coogee United FC	Coogee United FC
AA1	Coogee United FC	Coogee United FC
AA2	Bondi United FC	Bondi United FC
AA3	Maroubra United	Maroubra United
AA4	Redfern Raiders	Redfern Raiders
AA5	Dunbar Rovers	Dunbar Rovers
AA6	Lokomotiv Cove FC B	UNSW FC
AA6 - Sat	UNSW FC A	UNSW FC A
AA7	Coogee United FC B	Coogee United FC B
AA8	Queens Park FC A	Lokomotiv Cove
AA9	Coogee United FC	Coogee United FC
AA10	Easts FC	Easts FC
O35/1	Dunbar Rovers 35/1	Pagewood Botany FC 35/1
O35/2	Dunbar Rovers 35/2	Redfern Raiders 35/2
O35/3	Lokomotiv Cove FC	Pagewood Botany FC
O45/1	Pagewood Botany FC	Pagewood Botany FC



ESFA Premier League First Grade

TEAM	P	W	D	L	B	F	A	GD	Pt
Coogee United FC	18	10	2	4	2	31	19	12	32
Glebe Wanderers	18	9	3	4	2	35	19	16	30
Waverley Old Boys	18	9	3	4	2	35	20	15	30
Dunbar Rovers FC	18	9	2	5	2	29	17	12	29
Lokomotiv Cove Football Club	18	9	1	6	2	31	19	12	28
Maroubra United	18	7	2	7	2	26	27	-1	23
Pagewood Botany FC	18	6	2	8	2	29	33	-4	20
Phoenix FC (NSW)	18	3	5	8	2	26	32	-6	14
Sydney University Soccer Club	18	0	0	16	2	5	61	-56	0

ESFA Premier League Reserve Grade

TEAM	P	W	D	L	B	F	A	GD	Pt
Coogee United FC	18	12	1	3	2	47	18	29	37
Dunbar Rovers FC	18	10	1	5	2	35	21	14	31
Phoenix FC (NSW)	18	8	4	4	2	29	17	12	28
Maroubra United	18	8	2	6	2	29	29	0	26
Waverley Old Boys	18	7	2	7	2	23	21	2	23
Sydney University Soccer Club	17	7	1	7	2	24	27	-3	22
Glebe Wanderers	17	6	2	7	2	18	17	1	20
Lokomotiv Cove Football Club	18	4	0	12	2	23	35	-12	12
Pagewood Botany FC	18	2	1	13	2	18	61	-43	7

Mens Division 1

TEAM	P	W	D	L	B	F	A	GD	Pt
Coogee United FC	18	13	1	2	2	62	19	43	40
Queens Park FC Seniors	18	12	2	2	2	45	22	23	38
Barnstoneworth United FC	17	9	2	4	2	37	24	13	29
Maroubra United	18	7	3	6	2	47	32	15	24
Mascot Kings	18	7	2	7	2	23	23	0	23
Maccabi Hakoah	18	6	0	10	2	29	39	-10	18
Olympic Eagles FC	18	5	2	9	2	22	32	-10	17
Sydney University Soccer Club	18	3	1	12	2	21	55	-34	10
Lokomotiv Cove Football Club	17	2	1	12	2	33	73	-40	7

Mens Division 2

TEAM	P	W	D	L	B	F	A	GD	Pt
Bondi United FC	18	11	5	2	0	55	33	22	38
UNSW Football Club	18	12	2	4	0	39	21	18	38
Coogee United FC	18	10	4	4	0	50	24	26	34
Lokomotiv Cove Football Club	18	8	7	3	0	29	15	14	31
Dunbar Rovers FC	18	7	7	4	0	29	22	7	28
Glebe Wanderers	16	7	3	6	0	26	25	1	24
Maccabi Hakoah	18	6	4	8	0	27	32	-5	22
Barnstoneworth United FC	17	2	5	10	0	20	34	-14	11
Queens Park FC Seniors	18	3	2	13	0	22	43	-21	11
Sydney University Soccer Club	16	2	1	13	0	11	55	-44	7

Mens Division 3

TEAM	P	W	D	L	B	F	A	GD	Pt
Maroubra United	18	11	3	3	0	49	22	27	36
Maccabi Hakoah A	18	10	4	3	1	31	19	12	34
Dunbar Rovers FC	18	10	3	4	1	50	20	30	33
Maccabi Hakoah C	18	8	5	4	1	37	27	10	29
Redfern Raiders	18	8	4	5	1	42	35	7	28
Sydney University Soccer Club	18	6	5	6	0	31	28	3	23
Queens Park FC Seniors	18	5	4	8	0	25	35	-10	19
Waverley Old Boys	9	3	1	5	0	14	20	-6	10
Maccabi Hakoah B	18	3	1	13	1	22	47	-25	10
Pagewood Botany FC	18	2	0	15	0	23	71	-48	6

Mens Division 4

TEAM	P	W	D	L	B	F	A	GD	Pt
Redfern Raiders	18	12	1	5	0	39	27	12	37
Queens Park FC Seniors A	18	11	3	4	0	49	20	29	36
Queens Park FC Seniors B	18	11	3	4	0	47	19	28	36
Dunbar Rovers FC	18	8	6	4	0	35	21	14	30
Waverley Old Boys	18	7	6	5	0	30	21	9	27
Coogee United FC	18	7	5	6	0	30	23	7	26
Mascot Kings	18	7	3	8	0	25	42	-17	24
Barnstoneworth United FC	18	6	4	8	0	43	44	-1	22
Sydney University Soccer Club	18	1	4	13	0	22	58	-36	7
Maroubra United	18	2	1	15	0	17	62	-45	7

Mens Division 5

TEAM	P	W	D	L	B	F	A	GD	Pt
Dunbar Rovers FC	18	16	2	0	0	64	14	50	50
Waverley Old Boys	18	14	1	3	0	54	15	39	43
Coogee United FC	18	11	1	6	0	42	30	12	34
Lokomotiv Cove Football Club B	18	10	2	6	0	50	27	23	32
Queens Park FC Seniors	18	9	4	5	0	32	25	7	31
Easts FC	17	5	5	7	0	29	32	-3	20
UNSW Football Club	18	3	5	10	0	20	52	-32	14
Sydney University Soccer Club	17	3	3	11	0	24	40	-16	12
Olympic Eagles FC	16	2	4	10	0	16	44	-28	10
Lokomotiv Cove Football Club A	18	0	3	15	0	20	72	-52	3

Mens Division 6

TEAM	P	W	D	L	B	F	A	GD	Pt
Lokomotiv Cove Football Club B	18	13	1	4	0	50	28	22	40
Heffron Hawks	18	11	4	3	0	40	30	10	37
UNSW Football Club	18	9	3	6	0	55	41	14	30
Lokomotiv Cove Football Club A	18	9	2	7	0	38	40	-2	29
Maroubra United	18	8	2	8	0	31	36	-5	26
Coogee United FC	18	7	4	7	0	27	23	4	25
Lions FC	18	6	2	10	0	32	34	-2	20
Dunbar Rovers FC	18	5	5	8	0	30	32	-2	20
Sydney University Soccer Club	18	5	2	11	0	28	45	-17	17
Kytherians	18	2	5	11	0	26	48	-22	11

Mens Division 6 - Saturday

TEAM	P	W	D	L	B	F	A	GD	Pt
UNSW Football Club A	18	12	2	4	0	64	49	15	38
Sydney University Soccer Club A	18	11	2	5	0	42	27	15	35
UNSW Football Club B	18	10	4	4	0	47	23	24	34
UNSW Football Club D	18	10	2	6	0	53	32	21	32
Dunbar Rovers FC	18	7	3	8	0	28	36	-8	24
Sydney University Soccer Club B	18	6	3	9	0	44	38	6	21
UNSW Football Club C	17	4	4	9	0	41	51	-10	16
Lokomotiv Cove Football Club	17	1	0	16	0	10	73	-63	3

Mens Division 7

TEAM	P	W	D	L	B	F	A	GD	Pt
Coogee United FC B	18	10	3	3	2	38	21	17	33
Waverley Old Boys	18	10	1	5	2	30	22	8	31
Coogee United FC A	18	10	0	6	2	39	25	14	30
Dunbar Rovers FC	18	7	3	6	2	30	26	4	24
Sydney University Soccer Club	18	5	5	6	2	23	27	-4	20
Pagewood Botany FC	18	5	4	7	2	30	40	-10	19
Easts FC	18	5	3	8	2	25	36	-11	18
Olympic Eagles FC	18	4	3	9	2	16	22	-6	15
Lokomotiv Cove Football Club	18	3	4	9	2	23	35	-12	13

Mens Division 8

TEAM	P	W	D	L	B	F	A	GD	Pt
Queens Park FC Seniors A	18	17	1	0	0	75	20	55	52
Barnstoneworth United FC	18	13	2	3	0	58	21	37	41
Waverley Old Boys	18	12	2	4	0	52	25	27	38
Lokomotiv Cove Football Club	18	9	6	3	0	53	26	27	33
Dunbar Rovers FC	18	7	4	7	0	32	28	4	25
Redfern Raiders	18	5	1	12	0	27	63	-36	16
UNSW Football Club	17	3	5	9	0	33	53	-20	14
Queens Park FC Seniors B	18	4	2	12	0	20	49	-29	14
Pagewood Botany FC	18	3	4	11	0	20	46	-26	13
Maroubra United	17	1	3	13	0	14	53	-39	6

Mens Division 9

TEAM	P	W	D	L	B	F	A	GD	Pt
Coogee United FC	18	13	1	4	0	55	24	31	40
Redfern Raiders	18	12	4	2	0	44	23	21	40
Lions FC	17	9	3	5	0	28	23	5	30
Lokomotiv Cove Football Club	18	7	5	6	0	26	29	-3	26
Olympic Eagles FC	18	7	2	9	0	34	40	-6	23
Pagewood Botany FC	18	5	4	9	0	25	31	-6	19
Heffron Hawks	17	4	1	12	0	22	38	-16	13
UNSW Football Club	18	2	4	12	0	34	60	-26	10

Mens Division 10

TEAM	P	W	D	L	B	F	A	GD	Pt
Easts FC	18	15	0	3	0	83	28	55	45
Mascot Kings	18	13	1	4	0	61	32	29	40
Sydney University Soccer Club	18	9	3	6	0	43	47	-4	30
Lokomotiv Cove Football Club B	18	9	1	8	0	52	47	5	28
Lokomotiv Cove Football Club A	18	9	0	9	0	39	38	1	27
UNSW Football Club	18	6	3	9	0	37	45	-8	21
Maccabi Hakoah	18	6	2	10	0	40	42	-2	20
Pagewood Botany FC	18	0	0	18	0	16	92	-76	0

Mens Over 35 Division 1 FINALS

TEAM	P	W	D	L	B	F	A	GD	Pt
Pagewood Botany FC 35/1	2	2	0	0	0	9	5	4	6
Dunbar Rovers FC 35/1	2	1	0	1	0	10	5	5	3
Mascot Kings 35/1	1	0	0	1	0	1	4	-3	0
Queens Park FC Seniors 35/1	1	0	0	1	0	0	6	-6	0

Mens Over 35 Division 1

TEAM	P	W	D	L	B	F	A	GD	Pt
Dunbar Rovers FC 35/1	18	13	1	2	2	90	21	69	40
Pagewood Botany FC 35/1	18	11	2	3	2	51	21	30	35
Mascot Kings 35/1	18	8	4	4	2	48	31	17	28
Queens Park FC Seniors 35/1	18	6	3	7	2	24	41	-17	21

Mens Over 35 Division 2

TEAM	P	W	D	L	B	F	A	GD	Pt
Dunbar Rovers FC 35/2	18	7	2	7	2	32	39	-7	23
Pagewood Botany FC 35/2	18	6	3	7	2	24	45	-21	21
Redfern Raiders 35/2	18	5	3	8	2	29	45	-16	18
Maccabi Hakoah 35/2	18	3	3	10	2	23	44	-21	12
Maroubra United 35/2	18	1	3	12	2	20	54	-34	6

Mens Over 35 Division 3

TEAM	P	W	D	L	B	F	A	GD	Pt
Lokomotiv Cove Football Club	15	10	3	2	0	41	21	20	33
East FC	15	8	2	5	0	51	32	19	26
Pagewood Botany FC	15	7	1	7	0	36	31	5	22
Sydney University Soccer Club	15	6	2	7	0	24	31	-7	20
Coogee United FC	15	6	0	9	0	30	46	-16	18
Waverley Old Boys	15	3	2	10	0	21	42	-21	11

Mens Over 45

TEAM	P	W	D	L	B	F	A	GD	Pt
Pagewood Botany FC	18	18	0	0	0	97	12	85	54
Bondi United FC	18	14	0	4	0	91	25	66	42
Maccabi Hakoah	18	11	0	7	0	65	44	21	33
Dunbar Rovers FC	18	11	0	7	0	55	40	15	33
Maroubra United A	18	9	2	7	0	39	41	-2	29
Queens Park FC Seniors	18	3	1	14	0	25	87	-62	10
Maroubra United B	18	2	1	15	0	16	65	-49	7
Redfern Raiders	18	2	0	16	0	17	91	-74	6

2013 LEAGUE AND GRAND FINAL WINNERS - WOMEN

DIVISION	LEAGUE CHAMPIONS	GRAND FINAL WINNERS
AAW1	Dunbar Rovers FC AAW1	Queens Park FC Seniors AAW1
AAW2	Coogee United FC AAW2	Maroubra United AAW2B
AAW3	Lokomotiv Cove FC	Lokomotiv Cove FC
AAW4	Maccabi Hakoah	Queens Park FC P

Womens Division 1

TEAM	P	W	D	L	B	F	A	GD	Pt
Dunbar Rovers FC AAW1	16	13	0	3	0	64	11	53	39
Queens Park FC Seniors AAW1	16	11	2	3	0	59	14	45	35
Maroubra United AAW1	16	11	2	3	0	50	19	31	35
Coogee United FC AAW1	16	10	3	3	0	58	20	38	33
UNSW Football Club AAW2	16	8	2	6	0	39	37	2	26
Waverley Old Boys AAW1	16	6	3	7	0	26	21	5	21

Womens Division 2

TEAM	P	W	D	L	B	F	A	GD	Pt
Coogee United FC AAW2	16	9	0	7	0	37	43	-6	27
Queens Park FC Seniors AAW2	16	6	0	10	0	26	71	-45	18
Waverley Old Boys AAW2	16	5	1	10	0	27	40	-13	16
Maroubra United AAW2B	16	5	1	10	0	29	53	-24	16
Mascot Kings AAW2	16	2	1	13	0	22	62	-40	7
Maroubra United AAW2A	16	2	1	13	0	9	55	-46	7

Womens Division 3

TEAM	P	W	D	L	B	F	A	GD	Pt
Lokomotiv Cove Football Club	18	13	3	2	0	55	23	32	42
Maccabi Hakoah	18	12	1	5	0	57	25	32	37
Dunbar Rovers FC	18	11	4	3	0	52	24	28	37
Pagewood Botany FC	18	10	4	4	0	38	22	16	34
Maroubra United	18	11	1	6	0	34	19	15	34
Queens Park FC Seniors	18	8	4	6	0	30	13	17	28
UNSW Football Club	18	6	0	12	0	29	61	-32	18
Glebe Wanderers	18	4	2	12	0	18	44	-26	14
Heffron Hawks	18	4	1	13	0	25	45	-20	13
Waverley Old Boys	18	1	0	17	0	5	67	-62	3

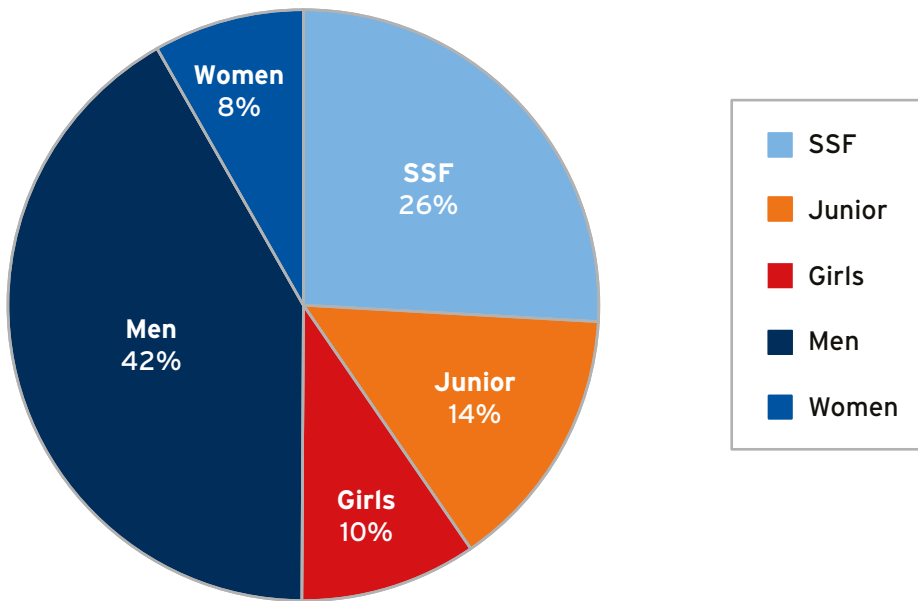
Womens Division 4

TEAM	P	W	D	L	B	F	A	GD	Pt
Maccabi Hakoah	18	11	3	2	2	41	9	32	36
Queens Park FC Seniors P	18	11	3	2	2	44	13	31	36
Queens Park FC Seniors L	18	10	4	2	2	38	19	19	34
Lokomotiv Cove Football Club	18	9	2	5	2	41	20	21	29
Olympic Eagles FC	18	6	5	5	2	24	15	9	23
Sydney University Soccer Club	18	6	2	8	2	23	21	2	20
Dunbar Rovers FC	18	4	4	8	2	17	28	-11	16
Pagewood Botany FC	18	2	2	12	2	7	36	-29	8
Maroubra United	18	0	1	15	2	8	82	-74	1



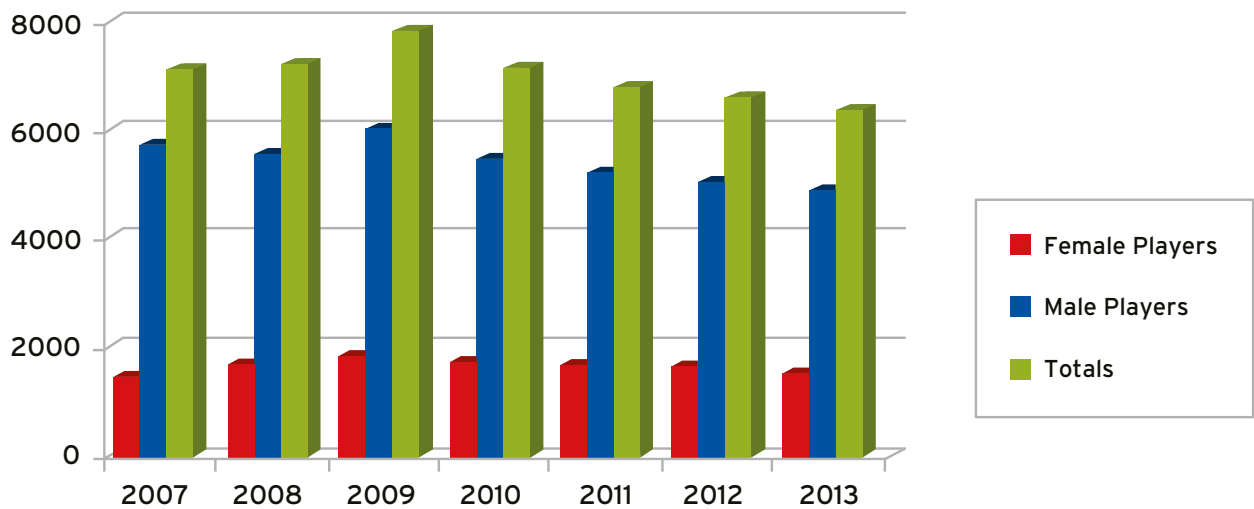
ASSOCIATION STATISTICS

PARTICIPATION BY LEAGUE COUNCIL 2013



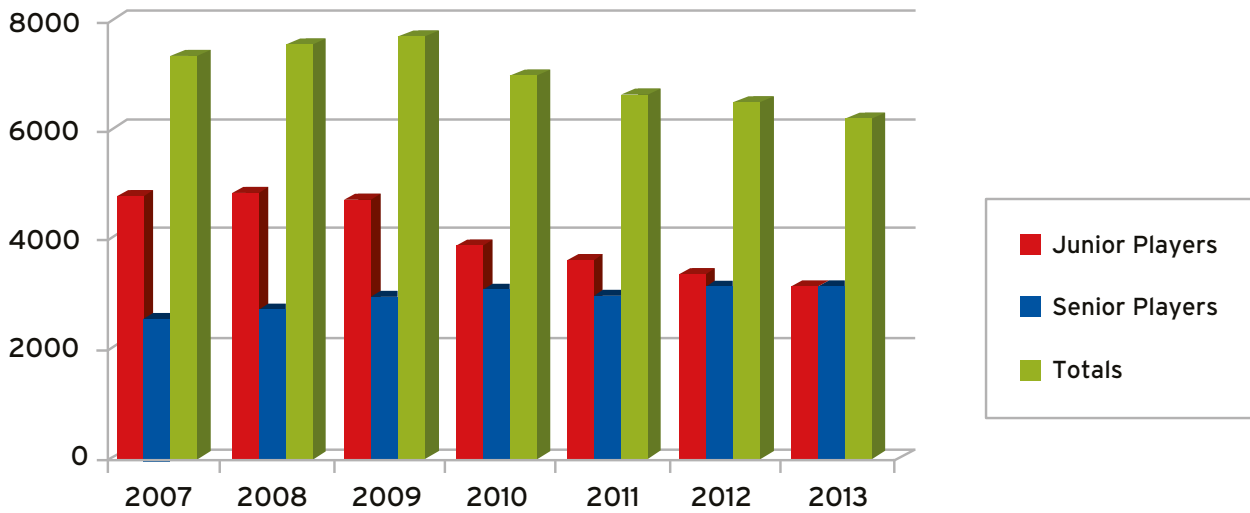
PLAYER STATISTICS

MALE VS FEMALE



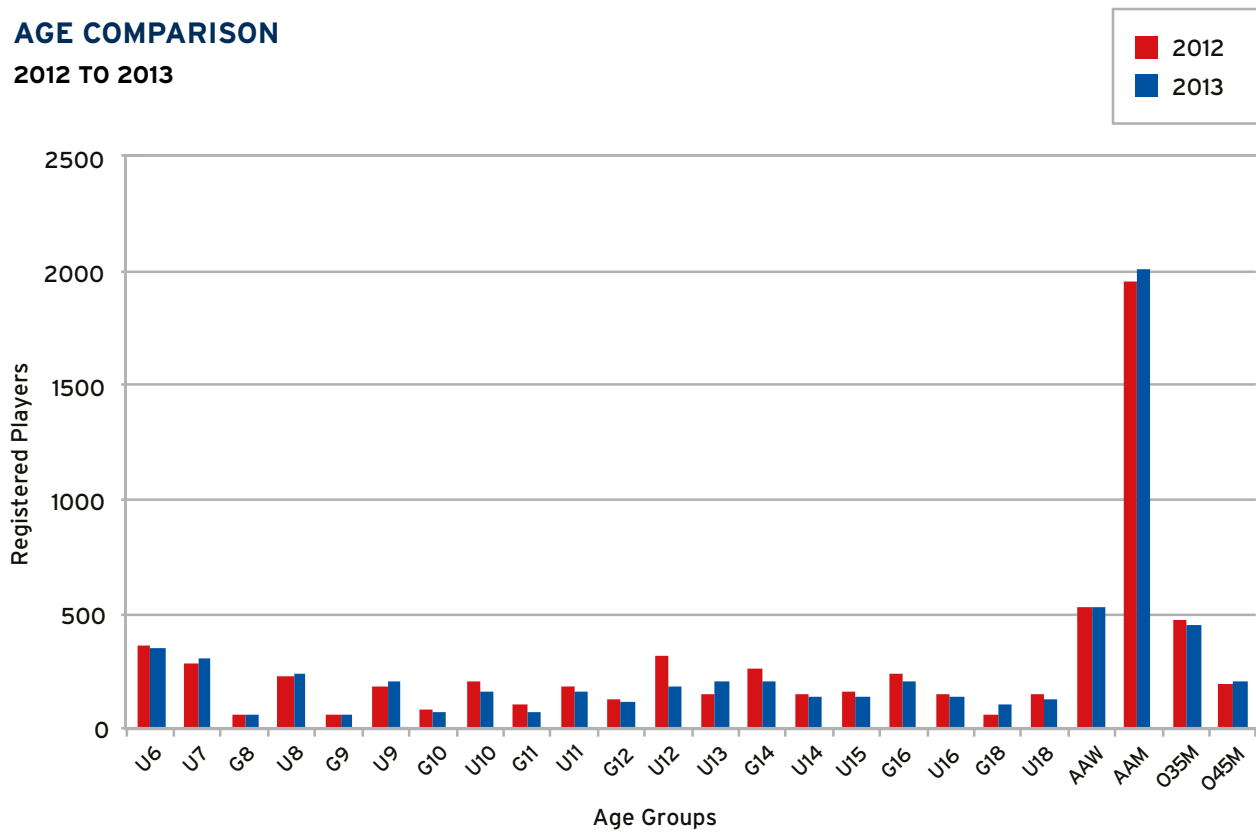
PLAYER STATISTICS

JUNIOR VS SENIOR

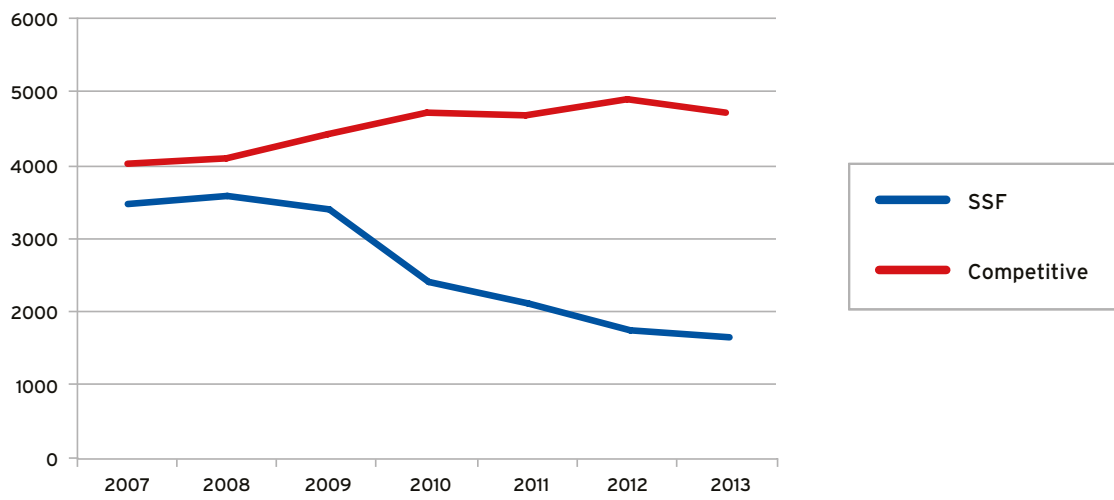
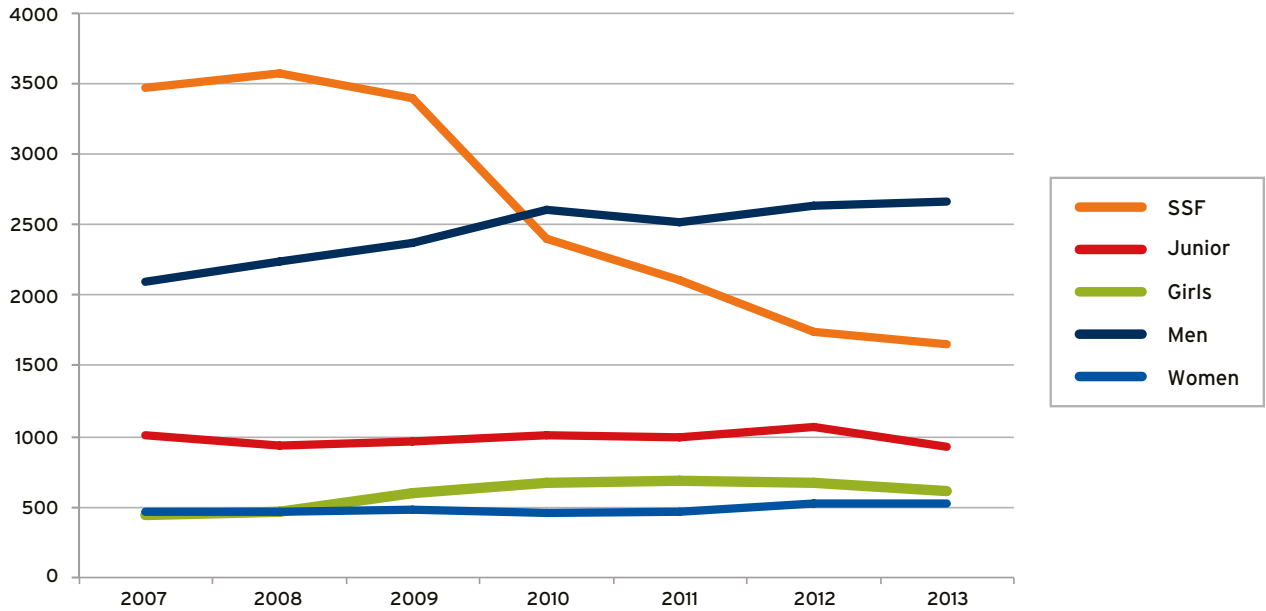


AGE COMPARISON

2012 TO 2013



PARTICIPANTS 2007 TO 2013





EASTERN SUBURBS
FOOTBALL ASSOCIATION

The Board and staff of the Eastern Suburbs Football Association wish to thank our various and valuable partners for their support in developing the world game in the Eastern Suburbs.

Principal Partner:

JAZZRIGHT
PRODUCTION SERVICES

Major Partners:



Premium Partners:

GRACE
SELF STORAGE

AUSTRALIAN
FourFourTwo
THE ULTIMATE FOOTBALL MAGAZINE



Special Thanks:

Coogee Diggers RSL, Juniors @ The Junction, Kanga Sports, Klems Awards & Engraving, KikOff Kensington, Randwick City Council, Centennial Park and Moore Park Trust, City of Botany Bay Council, Municipality of Woollahra, Waverley Municipal Council and the City of Sydney.

Photo contributors:

Football NSW, Gregory Calacouris, Aaron Dibdin, Caroline Oakes-Ash, Marian Romeo.