



EASTERN SUBURBS
FOOTBALL ASSOCIATION

Annual Report **2014**



EASTERN SUBURBS FOOTBALL ASSOCIATION NOTICE OF ANNUAL GENERAL MEETING

Dear Members, Life Members;

Pursuant to Sections 22 and 24 of the Constitution of the Eastern Suburbs Football Association Incorporated, notice is hereby given for the Annual General Meeting [AGM] of the Eastern Suburbs Football Association Incorporated:

DATE: Monday, 24 November 2014

VENUE: Juniors at the Junction (formerly Maroubra RSL), Corner of ANZAC Parade and Haig St, Maroubra

TIME: 7:00pm

The order of business at the Annual General Meeting shall be:

1. Apologies
2. The reading and adoption of the Minutes of the previous Annual General Meeting
3. Consideration and adoption of the Annual Reports and Financial Statements
4. Election of officials for following year
5. Consideration of any motion of which due notice has been given
6. Close of meeting



Aaron Dibdin
General Manager
27 October 2014

TABLE OF CONTENTS

- 04 Key Personnel
 - 05 President's Report
 - 06 General Manager's Report
 - 07 Financial Report Cover page
 - 08 Treasurer's Report incl. Audited Accounts
-
- 24 Technical Development & Coaching Director's Report
 - 26 Small Sided Football Director's Report
 - 27 Junior Football Director's Report
 - 28 Senior Football Director's Report
 - 29 Competitions Coordinator's Report
 - 31 Referees Director's Report
 - 33 Referees Coordinator's Report
 - 36 League Tables
 - 48 Association Statistics
 - 51 Partners, Special Thanks



It's now up to all of us to work together and build a strong and prosperous Association that serves as a shining beacon for football, not just in the Eastern Suburbs but across Sydney and New South Wales.

KEY PERSONNEL

BOARD OF DIRECTORS

President	Raff Del Vecchio
Treasurer	Mark Puterflam
Junior Football Director	Ron Ogilvie
Senior Football Director	Elisha McKie
Small Sided Football Director	Sean Fenton
Director of Technical Development and Coaching	Andrew Field
Director	Paul Kelly
Director	John Clayton

ESFA STAFF

General Manager	Aaron Dibdin
Competitions Coordinator	Adrian Larson
Referees & Coaching Coordinator, Communications, Judiciary	Caroline Oakes-Ash
Finance Officer	Dennis Cardikaris (From March, 2014) CPA
Jack Bell	Administration

Football Management Committees

Men's League Chair	Adam Gwynne
Women's League Chair	Jaleh Shafie
Junior League Chair	David Owens
Girl's League Chair	Alan Charak
Small Sided Football Chair	Moray Vincent

Referees Management Committee

Wayne Hillier
John Garcia
Robert Viselli
Paul Kelly
Arthur Kringas
Franco Soliman

Life Members

Ernie Small *
Bill Vrolyks OAM
Ted Simmons OAM
Paul Mavromatis
Wally Holzer
John Velthuys
Joe Zammit
Sean Fenton
David Lewis
Alan Chow
Louise Mazaroli *
* Deceased

Hall of Fame

Andrew Field (player/administration/coach)
John Reid (administration/coach)
Pam Chow (administration)
Mick Vasin (player/administration)
John Nesbit (administration)
Charlie Davidson (coach)
Jim Zammit (administration)
Tony Pengue (administration)
Peter Grunfeld (administration)
Michael Lazaridis (administration)
George Lundy (coaching/administration)
Ron Hoenig (administration)
Simon Phillips (administration)
Con Pavlou (administration)
Frank Friedman (administration)
Louise Mazaroli (women's football and refereeing)

Special Service Awards

Wally Holzer
Mark Fragias
Michelle Bogatyrov
David Lewis
Roger Engel
Ian Tischman
Ron Hoenig
George Lundy

PRESIDENT'S REPORT

2014 marks the third year of my Presidency of the Eastern Suburbs Football Association, and it is a good time to take stock of the progress achieved in recent years.



In 2011 the Association was divided and close to insolvent. The 2011 annual report shows a deficit of \$34,000 and we had net equity at the end of the season of just \$2,000. That summer we were cash poor, having to make arrangements with Football NSW for the late payment of over \$100,000. We were one bad winter away from goodnight.

Working with Boards comprised of some fine people and a dedicated team in the office, we have turned around the budget and created a sustainable financial platform to build upon.

This year we have posted a surplus of over \$50,000 and our net asset position has improved to the point where we have equity of around \$200,000. This is approximately 40% of our recurrent discretionary expenditure and 20% of recurrent total expenditure. This buffer we have built up allows us to operate with more security and we are looking to develop rather than merely surviving.

This year, you have seen some of the benefits of this.

- We returned the fees of our U6 and U7 players to clubs to invest in coaching for our youngest players. We want to help clubs build a strong future for our footballers.
- We invested heavily in our finals series, with all Championship Grand Finals and all Senior Grand Finals played at Hensley Athletic Field. We wanted to make sure that when it comes around to the big show, we put it on the best stage.
- We have done all of this without increasing the ESFA registration fees once. We have extracted efficiencies, we have cut unnecessary spending and we have made tough decisions. Our office now is the leanest it has been in a decade.
- We have achieved stability that was missing for many years. We have greater consistency in the composition of our Board, our office staff and our football management committees. We are not

lurching from one idea to the next; we're developing a consistent practice and we build each year on the last.

But to develop, you need to continue changing. Our change is evolutionary. We respond rationally to changing circumstances and we have worked to bring the football community with us.

There are still things that are not working as well as they could.

Of course, there's always the weather; late in the year a number of very tough calls were effectively forced on our Football Management Committees with a number of junior and senior semi-finals cancelled by weather.

We are still searching for solutions to the continuing tide of abuse and dissent that drives away too many of our referees. Here we need support from our constituent clubs. It is a cancer on our game. Referees are important stakeholders and must be afforded the respect and protection they deserve.

But most of all, despite our best efforts, this year there were still some amongst us who deliberately acted in a fashion contrary to the interests of the Association and the football family as a whole. For football to progress in the Eastern Suburbs this must end. We have no time for conciliation with those who cannot keep to agreements. ESFA clubs spoke loudly last year; you are in the tent or you are out.

I have had the privilege of working with some very dedicated and selfless people on the Board and staff who give up an enormous amount of time without ever asking for thanks. The quality of debate around the Board table was exceptional but always underpinned by common sense and with what was in the best interests of the Association, and by extension our constituent clubs.

I have given my all to this role, and I am proud of the achievements that the Association has racked up in my time here, but it is time to stand aside and allow someone else to take up the reins and take the Association forward. It is in all of our interests that we continue to work together to build on the progress of the last three years.

I wish ESFA and all the Clubs every success in the future and will observe from the sidelines with interest as hopefully this great game prospers.

Raff Del Vecchio
President

GENERAL MANAGER'S REPORT

It is again my pleasure to report to Members on another year, my fifth as General Manager of the Association.

This is a year where we worked to grow our offering again. We have offered rebates to support our SSF clubs in the provision of quality programs, we supported the most coach education in years, we have for the first time entered the FNSW Regional League and we have taken our Grand Finals back to Hensley in numbers not seen for years.

We have also done this while keeping fees flat for players for a fourth successive year. We are delivering more to our members.

This year, of course, we welcomed Adrian Larson, our new competitions coordinator. It is a tough gig to get your head around 24 clubs competing in 14 junior and 20 senior competitions across 41 fields at 23 different parks, spanning five councils, two universities and the Centennial and Moore Park Trust, but he has performed admirably, and we look forward to a strong second year in 2015!

Caroline Oakes-Ash of course is well known and respected in the ESFA community having coordinated our referees for two seasons, but this year added coaching and communications duties to her portfolio and has thrived with her new responsibilities and is discovering new skills and a flair for writing!

The office team has operated very well and it has been a pleasure to work with these two dedicated individuals who go above and beyond more often than most people would ever realise.

Our various committees; from our league councils to football management committees; our referees' management committee and our judiciary; many, many, individuals give up their weeknights at often-inconvenient times to pitch in and help us to run the Association.

There are many functions that are performed in a meeting on a Tuesday night that are vital for the good operation of the Association without any but a fraction of our 6,000 participants having any idea.

In the office, we know how much work comes in from our volunteers on committees and we thank our Council Chairs, our Judiciary panellists, our Referees' Management Committee members and all of our other volunteers for their time and effort. We literally can't do it without you.

Our Board has again been a rich source of guidance and assistance to me personally and to the office team through the year, with countless volunteer hours in meetings in the office or given to phone calls during their day jobs to help the office team to steer the ship through occasionally turbulent waters.



In closing, I must single out for particular thanks the President, Raff Del Vecchio. It's through his support and urging that we have seen much of the reform and renewal of the office so that it is the lean, mean fighting unit you see today. There is always more to do, but the contribution from Raff through the three years of his Presidency is something for which I am deeply thankful and I know that appreciation is shared widely across the Association and its Members.

Aaron Dibdin
General Manager

FINANCIAL REPORT

FOR THE YEAR ENDED 30 SEPTEMBER 2014

TREASURER'S REPORT

Dear Members,

The 2014 financial results have delivered on the ESFA Board's aims to provide the services required by ESFA's member clubs effectively, to deliver to our members excellent value for money, and to ensure that these are achieved in an environment of financial responsibility. I am pleased to report that In 2014 ESFA has delivered those things whilst ensuring that the work done in prior years to put ESFA on a sound financial platform has been maintained.

The Board and the management of ESFA has continued to focus on:

- managing expenses to ensure that they are in line with budget
- tight control on cash management, particularly the timely collection of debtors
- ensuring that there is appropriate financial governance

Key 2014 Financial Highlights

1. ESFA returned a net profit of \$36,229 for the 2014 financial year. This is the 3rd consecutive year of profit for ESFA of which the Board and Management should rightfully be proud.
2. Revenues (ex pass through for referees and Football NSW affiliation fees) were slightly up on the prior year notwithstanding a fall of 5% in the number of players registered.

3. Expenses (ex pass through for referees and affiliation fees to Football NSW) were significantly higher than the prior year, but were still 19% below the peak experienced in 2010.
4. Net Assets at 30 September were \$183,000. This is 34% of our annual expenses (ex pass-through) an improvement of 2% over 2013 - and is in line with our target for net assets to be at least 30% of our annual expenses (ex pass-through).
5. Receivables and payables were at expected levels at 30 September 2014, and the Ground Development Fund is in excess of \$180,000 after 3 years, providing a substantial sum to be applied to appropriate opportunities as they arise.
6. We instituted the SSF Rebate, where clubs delivering programs inspected and approved by the Director of Small Sided Football received a rebate of the entire invoiced registration fee for their U6 and U7 registered players, including the FFA and FNSW fees. This is to free up funds for clubs to directly invest in the coaching and development of their SSF players.

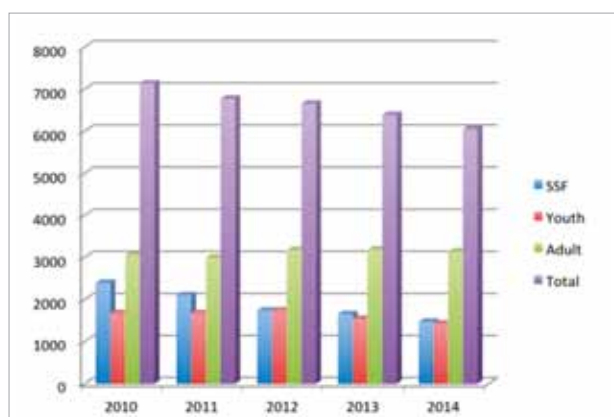
The Challenge ahead for ESFA

In 2014 the Board and Management of ESFA has continued its policy of prudent financial management which began under the direction of the President and my predecessor Treasurer. Happily this has put us in a sound financial position, as we are faced with continuing

Change by Season Excluding FNSW pass through	2010	2011	2012	2013	2014
Registration Fees Excluding FNSW Passthrough	513,897.14	526,632.54	536,651.00	545,597.00	558,413.00
Total Inflows Excluding Passthrough to FNSW	584,849.93	582,261.15	544,435.00	545,241.00	558,452.00
Total Outflows Excluding Passthrough to FNSW	645,928.09	616,696.88	487,621.00	457,526.00	522,223.00

Change by Season Excluding FNSW pass through	2010	2011	2012	2013	2014
Change in Inflows from Prior Year ex FNSW	-33,270.56	-2,588.78	-37,826.15	806.00	13,211.00
Change in Outflows from Prior Year ex FNSW	48,943.10	-29,231.21	-129,075.88	-30,095.00	64,697.00
Percentage Change in Inflows from Prior Year ex FNSW	-5%	0%	-6%	0%	2%
Percentage Change in Outflows from Prior Year ex FNSW	8%	-5%	-21%	-6%	14%

Change by Season From Peak	2010	2011	2012	2013	2014
Change Inflows From Peak (2010) ex FNSW		-35,859.34	-73,685.49	-72,879.49	-59,668.49
Change Outflows from Peak (2010) ex FNSW		-29,231.21	-158,307.09	-188,402.09	-123,705.09
Percentage Change Inflows from Peak (2010) ex FNSW		-6%	-12%	-12%	-10%
Percentage Change Outflows from Peak (2010) ex FNSW		-5%	-25%	-29%	-19%



pressure from declining player registration numbers, particularly in the juniors and especially in the SSF ranks.

As can be seen above, ESFA has seen a decline in player numbers in each year since 2010 and our player numbers are now 1,000 fewer than 2010.

The fall in the number of registered players is almost

entirely due to the numbers in SSF where some of our members have chosen not to participate in the ESFA program and have failed to register their SSF players with ESFA, thus putting added pressure on the ESFA Board and management to deliver the service expected by our members.

Number of Registered Players

	2010	2011	2012	2013	2014
SSF	2400	2103	1737	1652	1473
Youth	1676	1673	1740	1544	1431
Adult	3058	2996	3176	3185	3145
Total	7134	6772	6653	6381	6049

It is a tribute to the ESFA board and Management that notwithstanding the pressure from declining registrations, in 2014 ESFA's Board and Management was able to return Premier League and Championship grand finals to Hensley Athletic Field, and still returned a respectable surplus for the year.

Gross Revenue from Registration

	2010	2011	2012	2013	2014
Metro/SAL	30,270	32,000	34,909	-	-
SAP	-	-	-	48,045	71,113
Regional League	-	-	-	-	41,272
State Titles	-	-	-	28,636	19,118
SSF	118,006	111,842	81,673	75,075	47,883
Youth	144,911	153,574	155,865	139,207	128,760
Adult	585,256	621,203	642,419	643,963	633,876
Total	878,443	918,618	914,867	934,926	942,023



Looking ahead to 2015

I am pleased to say that whilst the Association has some issues in front of it, finances is not one of them. In the absence of any unforeseen circumstances, in 2015 we expect to again achieve an operating surplus.

I thank the Board for ensuring that ESFA's financial position has had the required focus over the past 3 years.

There are still opportunities to build additional revenue streams from new sponsors, and through other strategies to which attention will be given in 2015. I would welcome any suggestions or any assistance from any of our members in relation to additional revenue streams for our Association.

I thank the Board and Management for their support in 2014, and look forward to working together productively for the betterment of football in the east in 2015.

Yours in Football

Mark Puterflam
Treasurer

Eastern Suburbs Football Association Inc. Committees' Report

Your committee members submit the financial report of the Eastern Suburbs Football Association Inc. for the financial year ended 30 September 2014.

Committee Members

The names of committee members throughout the year and at the date of the report are:

Director	Portfolio
Raff Del Vecchio	President
Mark Puterflam	Treasurer
Ron Ogilvie	Junior Football Director
Elisha McKie	Senior Football Director
Sean Fenton	Small Sided Football Director
Andrew Field	Director of Technical Development and Coaching
Paul Kelly	Director
John Clayton	Director

Principal Activities

The principal continuing activities of the association in the course of the financial year were the fostering and control of the game of association football within the boundaries of the Eastern Suburbs as determined by Football NSW.

Operating Result

The operating profit for the year was : 36,229

Significant Changes

No significant change in the nature of these activities occurred during the year.

After Balance Date Events

No matters or circumstances have arisen since the end of the financial year which significantly affected or may significantly affect the operations of the Association, the results of those operations, or the state of affairs of the Association in future financial years.

Likely Developments and Results

There are no known likely developments, other than referred to in this report, that would have a material impact on the association or its operations.

**Eastern Suburbs Football Association Inc.
Committees' Report**

Indemnifying Officers or Auditor

No indemnities have been given or insurance premiums paid, during or since the end of the financial year, for any person who is or has been an officer or auditor of the entity, other than as set out below.

During or since the financial year the Association has paid to Football NSW, premiums to insure all committee members against liabilities for costs incurred by them in defending any legal proceedings arising out of their conduct while acting in the capacity of committee member of the Association other than involving conduct involving a wilful breach of duty in relation to the Association.

Signed in accordance with a resolution of the Members of the Committee.



Raff Del Vecchio
President



Mark Puterflam
Treasurer

Signed at Sydney this ...*21st*... day of November 2014.

Eastern Suburbs Football Association Inc.
Income and Expenditure Statement for the year ended 30 September 2014

	Note	Sept 2014 \$	Sept 2013 \$
Income			
Administrative Income		664	12,653
Advertising Income		1,000	-
Clinics & Academies		900	3,138
Equipment Sales/Canteen Sales		873	587
Ground Hire		-	-
Insurance Paid		4,136	-
Interest Received		7,866	4,434
Referee Income		163,075	121,742
Sponsorships		2,773	6,257
Team Fees (Registration fees)		942,023	934,926
		<u>1,123,310</u>	<u>1,083,737</u>
Expenditure			
Administration Expenses		(10,093)	(4,045)
Advertising & Promotion		(4,798)	(2,580)
Affiliation Fees		(383,610)	(389,329)
Amorisation & Depreciation		(3,612)	(4,208)
Audit Fees		(7,685)	(8,018)
Awards & Prize Money		(10,786)	(20,425)
Bad debts written off		-	(4,388)
Clinics, Academies & Coaching Fees		(42,812)	(26,104)
Employment Expenses		(195,358)	(219,751)
Functions & Meetings Costs		(3,390)	(1,297)
GST Adjustments		(9,882)	-
Ground Hire, Maintenance & Grand Final Costs		(106,911)	(56,129)
Insurances		(150)	(2,869)
Interest Paid		(1)	(702)
Legal fees		(84)	(3,222)
Player Equipment		(61,216)	(41,207)
Postage, Printing & Stationery		(20,676)	(15,304)
Referee Expenses		(181,248)	(149,167)
Rental Expense		(34,363)	(32,310)
Telephone, Communications & Licence Fees		(9,756)	(14,967)
Travel		(101)	-
Written-off Assets		(549)	-
		<u>(1,087,081)</u>	<u>(995,022)</u>
Profit/(Deficit) before abnormal items		<u>36,229</u>	<u>87,715</u>
Profit/(Deficit) before income tax expense		36,229	87,715
Income tax expense	1	-	-
Profit/(Deficit) after income tax		<u>36,229</u>	<u>87,715</u>
Accumulated Surplus brought forward		<u>146,768</u>	<u>59,053</u>
Accumulated Surplus carried forward		<u>182,997</u>	<u>146,768</u>

The accompanying notes form part of this financial report

Eastern Suburbs Football Association Inc.
Assets and Liabilities Statement as at 30 September 2014

	Note	Sept 2014 \$	Sept 2013 \$
Current Assets			
Cash and Cash Equivalents	2	344,435	230,556
Trade and Other Receivables	3	55,533	71,336
Inventories	4	8,776	5,512
Total Current Assets		<u>408,744</u>	<u>307,404</u>
Non-current Assets			
Property, Plant & Equipment	5	12,591	13,058
Total Non-current Assets		<u>12,591</u>	<u>13,058</u>
Total Assets		<u>421,335</u>	<u>320,462</u>
Current Liabilities			
Trade and Other Payables	6	18,521	12,692
Provisions	7	11,764	12,418
Total Current Liabilities		<u>30,285</u>	<u>25,110</u>
Non Current Liabilities			
Provisions	8	208,054	148,584
Total Non-current Liabilities		<u>208,054</u>	<u>148,584</u>
Total Liabilities		<u>238,338</u>	<u>173,694</u>
Net Assets		<u>182,997</u>	<u>146,768</u>
Members' Funds			
Accumulated Surplus		182,997	146,768
Total Members' Funds		<u>182,997</u>	<u>146,768</u>

Eastern Suburbs Football Association Inc.
Statement of Cash Flows for the year ended 30 September 2014

	Note	Sept 2014 \$	Sept 2013 \$
Cash Flow from Operating Activities			
Receipts from customers		1,190,716	1,208,365
Payments to suppliers and employees		(1,081,009)	(1,155,821)
Interest received		7,866	4,434
Interest Paid			
Net cash provided by/(used in) operating activities	9(b)	<u>117,573</u>	<u>56,978</u>
Cash Flow from Investing Activities			
Payments for property, plant & equipment		<u>(3,694)</u>	<u>(3,973)</u>
Net cash provided by/(used in) investing activities		<u>(3,694)</u>	<u>(3,973)</u>
Cash Flows from Financing Activities			
Club bonds received		-	-
Net cash provided by/(used in) financing activities		<u>-</u>	<u>-</u>
Net (decrease)/increase in cash held		113,879	53,005
Cash at beginning of year		230,556	177,551
Cash at end of year	9(a)	<u><u>344,435</u></u>	<u><u>230,556</u></u>

The accompanying notes form part of this financial report.

Eastern Suburbs Football Association Inc.
Notes to the financial statements
for the year ended 30 September 2014

Note 1: Statement of Accounting Policies

This financial report is a special purpose financial report prepared in order to satisfy the financial reporting requirements of the Associations Incorporation Act New South Wales. The committee has determined that the association is not a reporting entity.

The financial report has been prepared on an accruals basis and is based on historic costs and does not take into account changing money values or, except where specifically stated, current valuations of non-current assets.

The following significant accounting policies, which are consistent with the previous period unless otherwise stated, have been adopted in the preparation of this financial report.

a) Income Tax

No provision for income tax has been raised as the entity is exempt from income tax under Section 50-45 of the Income Tax Assessment Act 1997.

b) Inventories

Inventories are measured at the lower of cost and net realisable value.

c) Property, Plant and Equipment (PPE)

Leasehold improvements and office equipment are carried at cost less, where applicable, any accumulated depreciation.

The depreciable amount of all PPE is depreciated over the useful lives of the assets to the association commencing from the time the asset is held ready for use.

Leasehold improvements are amortised over the shorter of either the unexpired period of the lease or the estimated useful lives of the improvements.

d) Impairment of Assets

At each reporting date, the entity reviews the carrying values of its tangible and intangible assets to determine whether there is any indication that those assets have been impaired. If such an indication exists, the recoverable amount of the asset, being the higher of the asset's fair value less costs to sell and value in use, is compared to the asset's carrying value. Any excess of the asset's carrying value over its recoverable amount is expensed to the income statement.

e) Employee Benefits

Provision is made for the association's liability for employee benefits arising from services rendered by employees to balance date. Employee benefits have been measured at the amounts expected to be paid when the liability is settled.

f) Provisions

Provisions are recognised when the association has a legal or constructive obligation, as a result of past events, for which it is probable that an outflow of economic benefits will result and that outflow can be reliably measured. Provisions are measured at the best estimate of the amounts required to settle the obligation at the end of the reporting period.

Eastern Suburbs Football Association Inc.
Notes to the financial statements
for the year ended 30 September 2014

1 Statement of Accounting Policies (continued)

g) Cash and Cash Equivalents

Cash and cash equivalents include cash on hand, deposits held at-call with banks, other short-term highly liquid investments with original maturities of three months or less.

h) Revenue and Other Income

Revenue is measured at the fair value of the consideration received or receivable after taking into account any trade discounts and volume rebates allowed. For this purpose, deferred consideration is not discounted to present values when recognising revenue.

Interest revenue is recognised using the effective interest rate method, which for floating rate financial assets is the rate inherent in the instrument. Dividend revenue is recognised when the right to receive a dividend has been established.

Grant and donation income is recognised when the entity obtains control over the funds, which is generally at the time of receipt.

All revenue is stated net of the amount of goods and services tax (GST).

i) Goods and Services Tax

Revenues, expenses and assets are recognised net of the amount of GST, except where the amount of GST incurred is not recoverable from the Australian Taxation Office (ATO). Receivables and payables are stated inclusive of the amount of GST receivable or payable. The net amount of GST recoverable from, or payable to, the ATO is included with other receivables or payables in the statement of financial position.

Cash flows are presented in the cash flow statement on a gross basis, except for the GST component of investing and financing activities, which are disclosed as operating cash flows.

j) Comparative Figures

When required by Accounting Standards, comparative figures have been adjusted to conform to changes in presentation for the current financial year.

Eastern Suburbs Football Association Inc.
Notes to the financial statements
for the year ended 30 September 2014

	Note	Sept 2014 \$	Sept 2013 \$
Note 2: Cash & Cash Equivalents			
Current			
Cash on Hand		130	-
Cash at Bank - Bond for Credit Card		2,046	2,030
Club Bonds Paid Account		16,575	16,178
Electronic Clearing Account		(1,343)	-
Cheque Account Botany		12,098	15,704
Business Online Saver		131,318	75,262
Cash at Bank - PayPal		-	-
Ground Development Fund		183,611	121,382
		<u>344,435</u>	<u>230,556</u>
Note 3: Trade and Other Receivables			
Current			
Trade Receivables		34,098	30,967
Sundry Debtors		4,931	4,931
GST Receivables		8,580	29,514
Provision for Doubtful Debts		-	-
Deposits Paid		7,924	5,924
		<u>55,533</u>	<u>71,336</u>
Note 4: Inventories			
Current			
Goods Held for Re-Sale		8,776	5,512
		<u>8,776</u>	<u>5,512</u>
Note 5: Property, Plant and Equipment			
Non-current Assets			
Office Equipment		68,022	68,572
Accumulated Depreciation		(62,305)	(59,274)
		<u>5,717</u>	<u>9,298</u>
Office Furniture		3,695	-
Accumulated Depreciation		(301)	-
		<u>3,394</u>	<u>-</u>
Memorabilia		5,604	5,604
Accumulated Depreciation		(2,124)	(1,844)
		<u>3,480</u>	<u>3,760</u>
		<u>12,591</u>	<u>13,058</u>

Eastern Suburbs Football Association Inc.
Notes to the financial statements
for the year ended 30 September 2014

	Note	Sept 2014 \$	Sept 2013 \$
Note 6: Trade and Other Payables			
Current			
Trade Creditors		11,163	-
Sundry Creditors and Accrued Expenses		-	-
GST Payables		-	-
Employee Accruals		7,358	12,692
		<u>18,521</u>	<u>12,692</u>
Note 7: Provisions			
Current			
Employee Benefits (Provision for annual leave)		11,764	12,418
		<u>11,764</u>	<u>12,418</u>
Note 8: Provisions & Deferred Revenues			
Non Current			
Provision for Member Bonds		16,000	16,000
Provision for Education Refs		7,150	8,100
Ground Development Fund		184,904	124,484
		<u>208,054</u>	<u>148,584</u>
Note 9: Cash Flow Information			
a) Reconciliation of Cash			
Cash at the end of the financial year as shown in the statements of cash flows is reconciled to the related items in the balance sheet as follows:			
Cash on Hand		130	-
Cash at Bank - Bond for Credit Card		2,046	2,030
Club Bonds Paid Account		16,575	16,178
Cash at Bank - PayPal		-	-
Electronic Clearing Account		(1,343)	-
Cheque Account Botany		12,098	15,704
Business Online Saver		131,318	75,262
Ground Development Fund		183,611	121,382
		<u>344,435</u>	<u>230,556</u>

Eastern Suburbs Football Association Inc.
Notes to the financial statements
for the year ended 30 September 2014

	Note	Sept 2014 \$	Sept 2013 \$
Note 9: Cash Flow Information (continued)			
b) Reconciliation of Cash Flow from Operations with Operating Profit after Income Tax			
Operating (Deficit)/Surplus after Income Tax:		36,229	87,715
Non-cash flows in operating profit:			
Depreciation		3,612	4,208
Disposal of Assets		549	-
Provision for annual leave		(654)	267
Changes in assets & liabilities:			
(Increase)/Decrease in receivables		15,803	57,152
(Increase)/Decrease in inventories		(3,264)	1,972
Increase/(Decrease) in sundry creditors and accrued expenses		65,298	(94,336)
Increase/(Decrease) in deferred revenues		-	-
Cash Flow from Operating Activities		117,573	56,978
Note 10: Capital & Leasing Commitments			
Operating Lease Commitments			
Non-cancellable operating leases contracted for			
Being rent of office			
Payable - minimum lease payments			
- payable within 12 months		9,309	34,663
		9,309	34,663

The current property lease expires on 31 December 2014.

Note 11: Deed of Trust

A Deed of Trust was entered into on 21 March 2013 between Alan Chow (Settlor) and Eastern Suburbs Football Association Incorporated (Trustee). The Trust Fund shall be known as the Eastern Suburbs Football Association Ground Development Fund.

The Purpose of the Trust Fund is to increase the amount of, and improve the quality of, facilities available for the playing of Football in the Eastern Suburbs.

**Eastern Suburbs Football Association Inc.
Statement by Members of the Committee**

The committee has determined that the association is not a reporting entity and that this special purpose financial report should be prepared in accordance with the accounting policies outlined in Note 1 to the financial statements.

In the opinion of the committee the financial report:-

1. Presents a true and fair view of the financial position of Eastern Suburbs Football Association Inc. as at 30 September 2014 and its performance for the year ended on that date.
2. At the date of this statement, there are reasonable grounds to believe that Eastern Suburbs Football Association Inc. will be able to pay its debts as and when they fall due.

This statement is made in accordance with a resolution of the Committee and is signed for and on behalf of the Executive Committee by:



Raff Del Vecchio
President



Mark Putorflam
Treasurer

Signed at Sydney this 21st day of November 2014



INDEPENDENT AUDITOR'S REPORT TO THE MEMBERS OF EASTERN SUBURBS FOOTBALL ASSOCIATION INC

We have audited the accompanying financial report, being a special purpose financial report, of Eastern Suburbs Football Association Inc, which comprises the committee's report, the assets and liabilities statement as at 30 September 2014, the income and expenditure statement for the year then ended, notes comprising a summary of significant accounting policies and other explanatory information, and the statement by members of the committee.

Committee's Responsibility for the Financial Report

The committee of Eastern Suburbs Football Association Inc is responsible for the financial report, and has determined that the basis of preparation described in Note 1 is appropriate to meet the requirements of the *Associations Incorporation Act 2009* (NSW) and the needs of the members. The committee's responsibility also includes such internal control as the committee determines is necessary to enable the preparation of a financial report that is free from material misstatement, whether due to fraud or error.

Auditor's Responsibility

Our responsibility is to express an opinion on the financial report based on our audit. We have conducted our audit in accordance with Australian Auditing Standards. Those standards require that we comply with relevant ethical requirements relating to audit engagements and plan and perform the audit to obtain reasonable assurance whether the financial report is free from material misstatement.

An audit involves performing procedures to obtain the audit evidence about the amounts and disclosures in the financial report. The procedures selected depend on the auditor's judgment, including the assessment of the risks of material misstatement of the financial report, whether due to fraud or error. In making those risk assessments, the auditor considers internal control relevant to the association's preparation of the financial report that gives a true and fair view, in order to design audit procedures that are appropriate in the circumstances, but not for the purpose of expressing an opinion on the effectiveness of the association's internal control. An audit also includes evaluating the appropriateness of accounting policies used and the reasonableness of accounting estimates made by the committee, as well as evaluating the overall presentation of the financial report.

We believe the audit evidence we have obtained is sufficient and appropriate to provide a basis for our audit opinion.

Opinion

In our opinion, the financial report presents fairly, in all material respects, the financial position of Eastern Suburbs Football Association Inc as at 30 September 2014 and its financial performance for the year then ended in accordance with the accounting policies described in Note 1 to the financial statements, and the requirements of the *Associations Incorporation Act 2009* (NSW).

Basis of Accounting and Restriction on Distribution

Without modifying our opinion, we draw attention to note 1 to the financial statements, which describe the basis of accounting. The financial report has been prepared to assist Eastern Suburbs Football Association Inc to meet the requirements of the *Associations Incorporation Act 2009* (NSW). As a result, the financial report may not be suitable for another purpose.

MNSA Pty Ltd
MNSA Pty Ltd



Mark Schiliro
Director

Sydney, dated this 21st day of November 2014.

Eastern Suburbs Football Association Inc.

CERTIFICATE BY MEMBERS OF THE COMMITTEE

I, Raff Del Vecchio and I, Mark Puterflam, certify that:

- a. We are members of the committee of Eastern Suburbs Football Association Inc.
- b. We attended the Annual General Meeting (AGM) of the association held on 18 November 2013, and intend to attend the AGM scheduled for 24 November 2014.
- c. We are authorised by the attached resolution of the committee to sign this certificate.
- d. This annual statement shall be submitted to the members of the association at its AGM scheduled for 24 November 2014.

Signed at Sydney this 21st day of November 2014



Raff Del Vecchio
Director



Mark Puterflam
Treasurer

TECHNICAL DEVELOPMENT AND COACHING DIRECTOR'S REPORT

At the end of 2013, with one weeks notice, FNSW announced that they had awarded ESFA both the continuation of the Skills Acquisition Program for 2014 and offered a Regional Youth League to ESFA and Hakoah Club jointly. After discussions with Hakoah, who had run U12 to U15 RYL in 2013, ESFA took on this role with Hakoah Club to assist wherever possible, such as with coaching staff.

Barry Walker, who had been a coach and technical director for Hakoah Club, took on the role of Technical Director of the ESFA RYL for 2014. Barry has a long and distinguished career as a high grade player and coach, and ESFA was delighted that he took on this role. Selections were held in late November and early December, and teams were chosen and registered. Players in RYL must play for a local Association club, and then train one night per week and play some nine games for the RYL team. RYL strengthens local clubs by providing their stronger players extra coaching and game time, while retaining them in their local clubs. Players unable to commit to the heavy schedules



of Youth Leagues One and Two can find the extra experience they require in RYL.

In 2014 the four teams in RYL performed creditably in their first season. Coaching positions were advertised and eventually recruited from University of NSW Football Club players. Three coaches attended FNSW accredited coaching courses.

Under Greg Kokoviadis, as Technical Director, the SAP has gone from strength to strength in its second year. He has recruited and mentored a group of coaches, many of whom have now completed their Advanced C Youth Licenses which has a very clear understanding of the FFA Syllabus and its implementation in the SAP. Numbers were up on 2013, and so was the quality, as boys and girls have moved through the program. All ESFA registered juniors in the U9, U10 and U11 year old age groups are eligible to apply. This highly successful program at ESFA is now going into its third year. Training in the preseason is twice per week at David Phillips synthetic field, and during the season, a third session on Friday nights is added along with the 20 or so games. The region that players can be drawn from includes the Metro East region, ESFA, St George and Canterbury but almost all players come from the ESFA area.

The ESFA Board is delighted with Greg and his team of coaches and the football outcomes with these players.

In the last few weeks FNSW has once again changed the structure of RYL, and this occurred after all interested parties had entered their applications. There are now two levels of involvement, the Regional Youth League which involves players totally committed to the RYL clubs or Associations and unable to play for their local association clubs, playing 22 games, every weekend during the season. And the Regional Youth League Conference, who have the same regulations as the RYL in 2014, that is, players must play for a local association team, and train an extra session per week and play around 9 to 10 extra Sunday games. The ESFA Board when faced with this decision, chose to continue in the current manner, join the RYL Conference, and support the better players in our local club teams by offering them 'representative' football as an adjunct to their registration and playing in ESFA Club teams.

ESFA is currently advertising for a RYL Technical



Director and coaches, and we would like all clubs to encourage their coaches and potential coaches to consider taking on these roles as a way of strengthening the coaches working in the ESFA area. This is a highly enjoyable and relaxed coaching environment that is dedicated to improving individual player's football skills without the usual youth league win at all cost approach. ESFA will support coaches in gaining accreditation with FNSW and mentor their careers.

By creating the two effective 'divisions' in the RYL FNSW has reinstated a third tier in FNSW youth league teams, under the Youth League 1 and 2 competitions of 12 teams each, and it should be remembered that FNSW removed in 2012, the third division of youth league for the 2013 and 2014 seasons.

In 2015, FNSW has also decided that the Youth League 1 and 2 will no longer play for a championship and annual promotion and relegation in their two divisions, in the U12 to U15 age groups. These championships were always the very antithesis of the FFA syllabus, which states that there should be no "result pressure" on these age groups, but rather the program should be about football development. An approach by FNSW to all the Youth League 1 and 2 Clubs to discuss the format of the 2015 competitions fizzled out, when many believed there should have been a change to a single competition, based on North and South Harbour geographic divisions, meeting in semi finals and finals.

Further changes in Youth League Football will occur in 2016, with Sydney FC and Western Sydney Wanderers FC introducing teams from U12 to mens open playing in the First Division. There is expected to be a reshuffle of some clubs throughout the FNSW structure.

In 2014 ESFA held a well-attended FNSW coaching update at David Phillips Fields, and instituted two sessions for ESFA coaches provided by Barry Walker at the RYL training and Greg Kokoviadis at the SAP training. These were very well received with and will commence much earlier in 2015 with the aim to build a regular meeting of ESFA coaches, a 'coaches council', to disseminate updated coaching sessions and information regarding courses and programs. In terms of running FNSW accredited coaching courses, ESFA will be again staging a 'Grass Roots' day in 2015, similar to that held this year at David Phillips Field, and will plan to run other community level courses.

This has to be a continuing key objective of the ESFA Board, to improve the standard of coaching from SSF age groups through to open teams. In 2014, Sean Fenton has taken on this role as a new Board Member, and has surveyed the current SSF formats at the various grounds and the level and availability of coaching in these important age groups. There are various proposals being discussed with Clubs at present regarding the ESFA format for 2015, but coaching directors are required at each of the major grounds or hubs along with hub 'organizational officers' to promote coaching activities. I encourage all clubs to get their coaches to attend the appropriate coaching courses and sessions so as to improve the level of coaching in all age groups.

Again, in 2014, I was appointed Metro East Convenor for the FNSW State Titles, and Metro East fielded U13 and U14 boys teams in July, and U12 and U15 boys and U12, U14 and U16 girls teams in September. All teams performed to a high standard, though mention should be made of the U12 and U13 boys who were State Champions. Many players were invited after these State Titles to attend the selection trials for the FNSW Institute squads with a number successful in making the Institute teams.

In addition, the ESFA Board redefined one of the positions in the office to take on a role in assisting coaching programs among the ESFA community, and this was filled capably by Caroline. These efforts in promoting coaching locally will gather momentum in 2015.

I would like to thank Barry Walker and Greg Kokoviadis for their commitment and coaching efforts and Aaron Dibdin for his continuing efforts in booking grounds, registering players, ordering gear and providing all the administrative backup required for the activities mentioned above.

Dr Andrew Field

Board Member responsible for
Technical Development and Coaching.

SMALL SIDED FOOTBALL DIRECTOR'S REPORT

In my first year as Small Sided Football Director my mandate was to review ESFA SSF clubs and observe current practices. The review was to evaluate how far from FFA guidelines ESFA SSF clubs may be and what if any, gaps were evident. This was done to enable us to look at opportunities for any improvements that may be available so other clubs currently not participating in the ESFA programs would possibly consider re-entry back into ESFA.

It is ESFA's view that the current set up is not the ideal situation for football development within our area and although ESFA acknowledges that the set up within 'other' football clubs is quite successful, ESFA believe that if a coming together could happen over the coming years, ESFA could again establish a true alignment of the football family for the Eastern Suburbs region where children within this football category will not only prosper, but also assist in the improved competition value of old age groups into the future.

The management and structure of ESFA programs did meet minimum FFA requirements. This is largely driven by the SSF committee led this year again by our chairman Moray Vincent whom I must thank for his tireless effort not only this year but over the last 3-4 years. He along with Aaron Dibdin ensure week to week games are monitored and reviewed for ability matching.

A large thank you this year should also be paid to the clubs themselves who participated week to week, not only for weekly games but also for the gala days that were run



throughout the year. The gala days proved a success in some areas and at other times proved that we still have work to do.

The roving hub was a shining light in my view and showed that with a little structure hubs can work, although I would have liked to see a hub manager or head coach applied here in this position.

One thing that is certain that within ESFA there is a shared view that we all want what is best for the children who play our game. Be it by development, cost, service and supply. My discussions throughout 2014 are that all are trying to ensure that players (& parents) get the enjoyment out of playing our wonderful game.

However, to increase the offer and experience of SSF in 2015, my view is we do need to try something new and different. To continue to do the same and expect different results is a definition for madness and to increase our brand I believe that we need to try something different and this will be the challenge for 2015.

In finishing I would like to say thank you to the clubs, the committees, the ESFA staff who all do a wonderful job and also to my colleagues on the ESFA Board whom have shown to me that they are very committed and only have the interest of football at heart for our community.

I wish everyone a safe off season and hope to see you all in 2015.

Sean Fenton
Small Sided Football Director



JUNIOR FOOTBALL DIRECTOR'S REPORT

It was pleasing to hear at the end of 2014 season Council meetings, that clubs felt overall, the season went "reasonably well".

During the 2014 season 715 Junior football games were successfully completed.

Rain, Rain and more Rain! The biggest challenge faced was the massive weather disruption which did it's very best to destroy the finals series. A great deal of hard work and commitment, allowed us to complete almost all games and then deliver a great series of Grand Finals and Pennant Grand Finals. The decision to book Hensley for all championship league divisions at the beginning of the season, proved critical in this success.

We are looking to extend our use of Hensley and take advantage of major field and floodlight upgrades at Heffron Park to help clubs overcome wet weather and other deferrals in 2015.

It was great to see the return of younger Pagewood teams and special congratulation are in order to the Pagewood G12s who were runners up in the State Cup and the Kanga Cup plus reaching the quarter finals in the Champion on Champions. A great team with a great future.

Other great performances included Pagewood U16's as Grand finalists in the Champion of Champions, Easts 11's Kanga Cup Shield winners, Maccabi 10's Kanga Cup Plate runners up and the Maccabi 14's as Kanga Plate runners up.

The Regional League concept whereby players were able to participate in representative football while still representing their local club proved very popular and productive. It is hoped this can be further improved in 2015.

Going forward issues being considered include:

- Reviewing the decision making process to ensure it remains the most effective.
- Ongoing discussions seeking to increase involvement in "teenage football". While seeking to retain and build on the Championship concept, consideration is being given to introducing some less competitive options. This would partly be in response to changing attitudes possibly flowing from exposure to SSF in recent years and an increase in "Elite Football" programmes.

Special thanks again in 2014 are in order for David Owens and Alan Charak who did a great job as Chairs of the Junior and Girls Councils. They spent many, many hours seeking to ensure the competitions were delivered in a fair and consistent manner.



Similarly congratulations and well done to the ESFA team. Adrian Larson in his first season did very well. While "old favourites" Aaron our GM and Caroline who organised our Refs programme, Coaching programme and Judiciary. On Refs it was great to hear little or no discussion about Refs during the finals which reflected the great job they did during those important games.

Above all, the key to any successful season is the great efforts of all those "unsung" club heroes including coaches, managers, registrars, secretaries, parents and "anonymous helpers" - thank you all!

Ron Ogilvie
Junior Football Director

SENIOR FOOTBALL DIRECTOR'S REPORT

2014 has been another fabulous season of football - from the flair of the World Cup in Brazil to the stunning grand finals at Hensley.

We have made some good headway in terms of working with Clubs to achieve good outcomes and we have also had our challenges which we need to learn from to develop even better competitions over the coming years.

In my 20 years of football, I have never seen as much rain as we have seen this season, especially at the end of a season. Of the 22 rounds of football scheduled to be played, 11 of these rounds were compromised by the weather, either fully or partially. As a result, the workload of ESFA, the Football Management Committees and Clubs had significantly increased to ensure that as many of the washed out games could be rescheduled. Unfortunately, some of the finals were drastically impacted by the weather and we did have to change the format of these finals series. We thank teams for their understanding through the challenging times.

The highlight of the season for me was the wonderful spectacle of all grand finals being played at Hensley. This allowed for great play on a top quality surface, highlighting the talent of players in the ESFA area. Playing at Hensley also allowed the season to push out a bit longer and inadvertently was our saving grace as without Hensley, we would have lost the majority of grand finals to the bad weather.

The Grand Finals also gave us an opportunity to start building relationships with charity organisations. This season, ESFA supported Epilepsy Action Australia with a charity fundraising game of football in a "Pro-Am" style event played between the Premier League Reserve and First Grade Grand Finals at Hensley. Members from ESFA Clubs were able to play against ex-professional footballers such as Steve Corica and Zelkjo Kalac. The event raised \$65,000.00 for Epilepsy Action Australia and all who participated thoroughly enjoyed the game.

We have also had a number of teams doing their Clubs and ESFA proud in Football NSW competitions this season. The All Age Women from Queens Park progressed to the semi-finals of the State Cup. The Under 21 Women from Maccabi Hakoah and the Over 35 Men from Dunbar reached the semi-finals in Champions of Champions. Congratulations to these three teams. Particular credence and congratulations to Dunbar Rovers AAM who went on to win their Champions Of Champions Grand Final with a 3-2 victory, becoming the first ESFA team since 2009 to achieve this feat. Well done!



2015 will be another year of building for ESFA as we look to recruit teams in additional age groups such as under 21s and over 30s women. We will be working with Clubs to raise the profile of the Premier League division and to ensure we sustain the standards set for Grand Finals this year. None of this will be possible without the support of Clubs and ESFA will continue to engage with Clubs to ensure that we are continuously improving football in the Eastern Suburbs - Developing Football for Everyone!

For me personally it is time to say farewell as I am moving interstate with work. I have thoroughly enjoyed my time working with the exceptional people who form the ESFA Board, a group of people that absolutely have the best interests of football in the Eastern Suburbs at heart. I also want to sincerely thank the Senior Football Management Committee - Jaleh Shafie and Adam Gwynne for relentlessly working with ESFA to try and achieve the best outcomes for all teams in often thankless situations. Finally, I want to thank the ESFA staff - Aaron Dibdin, Caroline Oakes-Ash and Adrian Larson for their hard work and resilience under pressure.

Good luck in 2015!

Elisha McKie
Senior Football Director

COMPETITIONS COORDINATOR'S REPORT

My first day as ESFA Competitions Coordinator started on Monday 17th of February 2014.

Australian Bureau of Meteorology stated "Sydney of August 2014: Wettest August since 1998, and the second wettest August since 1908! With most of the city recording more than three times the historical average rainfall".

We managed to get 2148 games played throughout the season, 109 games of finals, with a total of 2257 games played in 2014. However, there were several washed out weekends during the season, making catch up games a topical issue throughout 2014. Clubs looked to book night games during the week and double-headers on weekends - at fields with adequate lighting at night, on durable fields and on the limited synthetic fields available (many teams having to endeavor outside



of the Eastern Suburbs area to secure a field).

The Men's Championship deserves recognition, with all 8 clubs in the competition completing 21 rounds of the regular season around the many washed out weekends throughout the season.

After being shown the ropes in the ESFA Office, I attended the Combined Junior Councils meeting in the afternoon. I received a warm welcome from the Junior Committee and all Club members in attendance at the Council meeting. New Team Sheets were introduced, Player ID Sheets were announced as an acceptable form of ID before matches and Hensley 'All weather' Field was booked for Grand Finals for Junior Championship competitions in August and Senior competitions in September (which would later prove to be a highly beneficial booking, considering the torrential rain at the end of the season).

Although the wet weather compromised some of the finals series, the assurance of having Hensley field for Grand Finals, was a great way to finish off the season. Feedback from clubs and spectators in attendance of the Grand Finals were very pleased with the arrangement - which included the impressive stage, setup by John Perez and Jazzright Production Services.

ESFA Games played in 2014

Competition	Regular Season	Finals	Total
Junior Competitions	408	41	449
Girls Competitions	251	15	2266
All Juniors	659	56	715
Men's Competitions	1259	38	1297
Women's Competitions	230	15	245
All Seniors	1489	53	1542
Total	2148	109	2257

ESFA's success was acknowledged by several teams progression in Football NSW's annual end of year knock out tournament 'Champion of Champions'. ESFA had 3 teams represented in the Champion of Champions Finals - Maccabi (Under 21 Women), Pagewood Botany (Under 16 Boy's) and Dunbar Rovers (All Age Men). The Dunbar Rovers were the first ESFA team to win the Champion of Champions Final since 2009, a great accomplishment. The success of the Dunbar Men's team was only the tip of the iceberg, as far as the clubs success this season. The Dunbar Men's Over 35's narrowly missed out on the



Champion of Champions Final, losing in their Semi final (2-1) to the eventual winners Wakehurst. The accolades do not end there for the Dunbar Men, with the Men's Championship team taking out the prestigious ESFA Men's Cup - downing Coogee All Age 1's in the Final (2-1).

2014 saw the first year of the ESFA Trophy, a tournament that sparked diverse competition between men in the lower divisions - from the energetic Men's All Age division 5, to the experienced Over 45 Men's. The ESFA Trophy final provided entertainment down to the wire, with Maroubra All Age 7's beating Pagewood Over 45's (2-1 in extra time).

We also welcomed back the ESFA Women's Cup this year, allowing all clubs with teams in All Age Women 2, 3, and 4 eligible to enter a team. The final saw a similar clash in diversity as the Trophy Final, of youth vs. experience, with Maccabi Women's success in the regular season relaying to a win against UNSW (4-1).

I would like to thank everyone involved in all of the

2014 ESFA Competitions - there were many elements against us this year, and without the hard work of all club volunteers, we would not have got successfully completed the season.

Thank you to the Board for entrusting me with this role, the Senior Management Committee - Elisha Mckie (Director of Senior Football), Jaleh Shafie (Women's League Chair), and Adam Gwynne (Men's League Chair) and the Junior Football Management Committee - Ron Oglivie (Director of Junior Football), Sean Fenton (Director of Small Sided Football), Alan Charak (Girl's League Chair), David Owens (Junior League Chair), and Moray Vincent (Small Sided football Chair) for their ample problem solving capacity and provision.

A huge thank you to the ESFA staff - Aaron Dibdin (General Manager) and Caroline Ash-Oakes (Referees Coordinator among other roles!). Although the ESFA office is small, the abundant workload and high pressure throughout the season is alleviated, with the guidance, patience and proficient conduct shown by both my colleagues.

Also, a special thank you to Ron Oglivie for his support throughout the year, his wisdom and governance helped me through my first year.

2014 at ESFA was definitely an interesting first year as Competitions Coordinator. While there were many highs and lows throughout the season, I believe it was a great learning experience, not only for myself, but for all that were involved. Therefore, I believe if we carry over experiences learnt from the 2014 competitions and apply them to the rules and regulations for next year, 2015 will be an even stronger and more enjoyable competition.

Adrian Larson
Competitions Coordinator



REFEREES DIRECTOR'S REPORT

This year was one of consolidation in overseeing refereeing and judiciary matters. With a capable referee's branch committee and experienced referee coordination, we improved our standing locally with clubs and at the state level with Football NSW.

As well as ensuring all matters refereeing were brought to the attention of the Board, I continued to actively participate in the Judiciary process ensuring that a consistent and fair approach was being observed by Panel members. I must also thank that core of experienced senior members of the ESFA Football Family who formed the Panel and ensured that players or officials who committed transgressions were dealt with swiftly and fairly. We could not have a functioning judicial system without their commitment and loyalty to ESFA - my thanks to you one and all.

You can't have good referees without support from a referee branch committee who volunteer to serve and ensure that our youngest members are informed, protected and educated about refereeing pathways and that our senior members are supported in ensuring that all clubs are aware of the need to protect and show

respect for the commitment they make weekends, weekdays and evenings.

This season, our referee's ensured clubs had coverage at locations as far away as Caringbah and Leichhardt - often at night. Underpinning all that teamwork is our Referees Coordinator - Caroline Oakes Ash. Caroline goes the extra step on a regular basis to look after the interests of match officials and clubs who often make significant assumptions about how quickly match officials can be assigned and dispatched to games. Caroline deserves high praise for keeping teams, clubs and match officials informed and educated.

Although by any measure we have had a good season of football, it is clear that some refinement is required to further drive change for a safer and respectful environment. Sadly, several matters relating to referee abuse were the subject of judicial proceedings



and disappointingly some of the appearances were from players who also acted as senior officials within their club. However, this season also saw some commendable efforts from clubs to action and enforce their own code of conduct with their registered players and officials. They should be commended for the initiative and courage in tackling an aspect of game play that has long term consequences for ensuring that we have adequate refereeing numbers to support a full season of football.

Much is often said about referee recruitment and how best to secure enough officials for both junior and senior games. Post season 2013, the Referee Branch Committee undertook to also examine referee retention - how do we retain the referees we have?

After some robust and healthy debate, several initiatives were identified that may translate into action through amendment to the operational rules at ESFA. It was clear from some simple data analysis that a significant percentage of appearances at the Judiciary are from players or officials who have a history of poor conduct. Clearly, we should be looking to remove those who continually demonstrate little or no respect for the game we play or the people surrounding it who are attempting to discharge their duties in a professional and diligent manner. I expect further progress will be made during the offseason with respect to rule amendments for season 2015.

This season saw the Branch trial on-field video technology to assist with referee training and education. Although the trial demonstrated the potential to review critical incidents, there is still further refinement

required before it can be considered for regular use as a training aid. Further trials will be conducted during the forthcoming season.

Although our Judiciary process worked quite well this season, it is clear that a review of Judiciary procedures and processes is overdue. I will be conducting a review over the summer period together with subject matter experts and fellow directors to consider closer alignment with Football NSW Judiciary guidelines as well as identifying opportunities that reflect characteristics of playing football within the Eastern Suburbs.

My season highlights of course were the Grand Finals. The consistently high standard of refereeing shown across all age groups was impressive. Our most talented junior referees together with our most experienced and capable senior referees displayed a level of professionalism and dedication was a clear indication that we are moving in the right direction.

I would like to thank the ESFARB committee members this season including Arthur Kringas, John Garcia, Wayne Hillier, Robert Viselli as well as the many guest presenters we featured at Branch meetings. My thanks to Jones, Robert Nieuwenhuis, Caroline Oakes-Ash, Chris Young and Kellie Jones for facilitating these appearances.

Paul Kelly
Director and ESFARB Referee

REFEREES COORDINATOR'S REPORT

2014 opened for ESFARB with two well attended Level 4 referee courses and Pre Season seminar with a range of guest speakers from FNSW including A League Referee Kris Griffith-Jones. This led to an influx of new referees for the ESFA competition. With more senior referees choosing to stop blowing their whistles and retire from the team, we were left with limited numbers and a myriad of skills and experience.

We were not going to let that stop us! We set out to promote our up and coming youth referees to higher grade games. Referees were assessed by FNSW PL and SL and former ESFARB referee, Ben Abraham and all advice and coaching was taken on board.

The Referees Management Committee were dedicated to the cause. Branch Meetings were well attended with various guest speakers from FNSW Referees assisting our referees with further education and training which is of paramount importance.

Our team were provided with new shirts which branded them as ESFARB referees. A move to make the Branch more professional in its appearance along with ensuring our members felt they belonged to the third team on the park!

Our team stayed consistent in its numbers from 2013, with a solid 141 registered and active referees. While this may seem average in its volume, we were also faced with many challenges to have the competition covered. Referees are limited within the Branch Rules as to the standard of games they may be appointed to. Yes, the game next to yours may have had three officials, however 13 and 14 year olds are not permitted to referee above their age, in fact the rule would be a minimum of

two years below their age. This of course did not always stop the uncovered games trying to convince our junior or new referees to officiate their games. A definite practise we would like to see ruled out in 2015 in all levels of the game.

Referees consistently refereed games weekend in and weekend out. We were never at a full capacity any weekend, though coverage remained steady. Referee abuse was still prevalent though appears to have reduced since 2013. We trust that the ESFA competition understands that the single most reason referees cease refereeing is verbal abuse, whether from players, team officials or spectators. The ESFARB Referees Management Committee have been training our referees in the ability to understand what compounds dissent. The most worrying trend appears to be in Junior football. Junior referees should never be submitted to abuse or intimidation by adults who should know better. We are protective of our playing youth and need to be just as protective of our refereeing youth. Encourage, we do not always know better than the referee! A common goal by clubs, teams and referees should be to completely eradicate the unnecessary abuse toward referees.



Our team held its resolve, dedication and commitment in 2014, a feat that was on complete display at the ESFA Grand Finals held at Heffron and Hensley. Four officials on all games from U12 through to our Over 45s. Referees appointed on merit and based on the future of refereeing in the Eastern Suburbs.

As in previous years, I would like to thank the Referees Management Committee for all their work this season in moving the Branch forward. The adage goes that continuing to do the same thing and expecting different results is a form of insanity. We are sane in our knowledge that changes need to be made to both the Competition and Referees to enable an equally beneficial result for both clubs and referees. Changes are being made and will continue to be made. This needs to not only occur within the Referee Branch but within the competition on all levels.

Statistically, our coverage for 2014 is shown below along with comparison to 2013. A consistent in Senior Coverage though Junior Coverage due to age of referees, became more cumbersome.

2013 Referee Statistics

Coverage	Games	Ref Coverage	AR1 Coverage	AR2 Coverage
SSF	439	48%	1%	
Junior	739	82%	43%	27%
Senior	1538	87%	36%	25%
TOTAL	2716	79%	32%	22%

2014 Referee Statistics

Coverage	Games	Ref Coverage	AR1 Coverage	AR2 Coverage
SSF	649	42%		
Junior	709	83%	39%	23%
Senior	1560	88%	30%	20%
TOTAL	2918	77%	26%	16%

Once again Level 4 courses will be held in early February, 2015. For ease of purpose, these courses will be completed in one day (a Saturday), allowing more to attend and have our new referees available for pre-season trial games. We also plan to hold a Level 3 course to enable our current referees who do not hold this accreditation to improve in their training and skill base and subsequently their ability to be appointed to higher grades.

I would like to thank the Clubs for their constant cooperation and understanding, especially on weekends! We do not always have control over the weather or human behaviour, though we work together in an



attempt to minimise any fallout for either the referees or the teams on the park.

The ESFA Grand Finals saw a number of referees attend who were not appointed, to enjoy the camaraderie and the knowledge of being part of a team. It was rewarding of all the RMC's hard work to see our referees support, encourage and mentor each other consistently throughout the three weekends of the Grand Finals. A special mention to Arthur Kringas who attended all grand finals and not only mentored the referees from juniors to seniors but allowed me to maintain my composure and humour.

The RMC deserve not only my thanks but the competition's thanks for their continual effort to retain, recruit, educate and encourage referees.

I would also like to acknowledge the ESFA crew. While we are low in number, we are high in commitment and drive. Thank you to Aaron, Adrian and our admin part timer Jack, for all the support this season. Sometimes working with me can be just as challenging as the competition referee coverage or the equal-second-highest rainfall on record for August and the most since 1908!

Gratitude also for the support and encouragement from the entire ESFA Board on matters relating to refereeing, judiciary and coaching. The Board have been paramount in keeping the faith in football. Thank you to Board member John Clayton for his legal knowledge and assistance with Judiciary matters. Referees and Judiciary go hand in hand and while hearings have slightly lowered since 2013, we still have far to go to further educate and manage player behaviour. Looking forward to 2015, we are undertaking an off season review of Judiciary Rules to fine tune consistency, penalties and the need for Hearings.

As has been the norm the past couple of seasons, it would be remorse of me to not acknowledge the hard

work and dedication of ESFA Board Member Paul Kelly in his vision for the Referees Branch and his patience, guidance and encouragement of the referees and the Referees Coordinator! Behind the scenes, no one gives more of their time for the ESFA Referees Branch. A common goal shared.

Though the biggest thank you of all, is the ongoing support and friendship defined by the referees themselves. I will always continue to respect and admire those who are willing to put their whistles where their mouths are, have a brilliant work ethic and continually support ESFA through teamwork, going beyond the call of duty and reminding me that wit and goodwill can lead to better things! Both junior and senior referees need to be acknowledged for all their dedication to task.

MAJOR GRAND FINAL REFEREE APPOINTMENTS

ESFA AAM CHAMPIONSHIP LEAGUE FIRST GRADE: Coogee United v WOB

Referee: John Garcia

Assistant Referee: Michael Chen

Assistant Referee: Jack Bell

Fourth Official: Paul Kelly

ESFA AAM CHAMPIONSHIP LEAGUE RESERVE GRADE: Dunbar Rovers v Glebe Wanderers

Referee: Oliver Newling

Assistant Referee: Rob Viselli

Assistant Referee: Alex Imvriotis

Fourth Official: Wayne Hillier

ESFA AAW CHAMPIONSHIP LEAGUE: Dunbar Rovers v Coogee United

Referee: Robert Viselli

Assistant Referee: Nicholas Kazacos

Assistant Referee: Kirsty Clee

Fourth Official: George Galouzis

ESFA CUP GRAND FINAL: Dunbar Rovers AAM Championship v Coogee United AA1

Referee: Robert Sypher

Assistant Referee: Damoon Mehrpour

Assistant Referee: Felix Tan

Fourth Official: John Garcia

The competition should be secure in the knowledge we are promoting our youth referees through FNSW Referee Development Programs and State League. We will once again see you on the parks in 2015. May cooperation, consideration and being part of the football family of the Eastern Suburbs, see 2015 as our most successful season of date.

Caroline Oakes-Ash
Referees Coordinator

2014 LEAGUE AND GRAND FINAL WINNERS – BOYS

AGE GROUP	LEAGUE CHAMPIONS	GRAND FINAL WINNERS
U12	Easts	Coogee United
U13	Easts B	Pagewood Botany
U13/2	Mascot Kings	Heffron Hawks
U14	Pagewood Botany	Pagewood Botany
U14/2	Queens Park	Queens Park
U15	Easts	Easts
U16	Pagewood Botany A	Pagewood Botany A
U18	Queens Park	Maroubra United Green

U12 Championship

Pos	Team	P	W	D	L	F	A	GD	PTS
1	Easts FC U12 *	14	11	0	3	54	17	37	33
2	Pagewood Botany FC U12 A	14	10	2	2	59	18	41	32
3	Coogee United FC U12	11	10	1	0	51	8	43	31
4	Maroubra United U12	14	6	1	7	44	51	-7	19
5	Maccabi Hakoah U12 A1 (S)	12	5	1	6	37	35	2	16
6	Reddam House U12	14	2	2	10	23	58	-35	8
7	Maccabi Hakoah U12 A2	14	2	1	11	24	65	-41	7
8	Pagewood Botany FC U12 B	13	2	0	11	22	67	-45	6

U13 Championship

Pos	Team	P	W	D	L	F	A	GD	PTS
1	Easts FC U13 B *	15	11	2	2	52	17	35	35
2	Pagewood Botany FC U13	14	8	3	3	27	11	16	27
3	Maccabi Hakoah U13 A *	14	6	3	5	23	26	-3	21
4	Easts FC U13 C	15	6	2	7	29	32	-3	20
5	Easts FC U13 A *	15	4	6	5	24	24	0	18
6	Maroubra United U13 A	15	3	2	10	24	40	-16	11

U13 Division 2

Pos	Team	P	W	D	L	F	A	GD	PTS
1	Mascot Kings U13 *	12	10	2	0	48	9	39	32
2	Pagewood Botany FC U13 Red	12	8	1	3	38	16	22	25
3	Maccabi Hakoah U13 B *	12	5	3	4	16	20	-4	18
4	Heffron Hawks U13 *	7	3	1	3	21	17	4	10
5	Pagewood Botany FC U13 Blue	12	2	3	7	17	30	-13	9
6	Maroubra United U13 B	12	2	0	10	15	39	-24	6
7	Pagewood Botany FC U13 White	12	1	2	9	10	55	-45	5

U14 Championship

Pos	Team	P	W	D	L	F	A	GD	PTS
1	Pagewood Botany FC U14 A	15	13	0	2	55	16	39	39
2	Maccabi Hakoah U14 A *	15	12	0	3	49	12	37	36
3	Redfern Raiders U14	15	7	2	6	23	27	-4	23
4	Heffron Hawks U14 *	15	4	2	9	22	38	-16	14
5	Mascot Kings U14 A *	15	3	3	9	23	40	-17	12
6	Pagewood Botany FC U14 B	15	2	1	12	17	56	-39	7

U14 Division 2

Pos	Team	P	W	D	L	F	A	GD	PTS
1	Queens Park FC U14	12	11	1	0	34	7	27	34
2	Maroubra United U14	12	8	1	3	27	15	12	25
3	Maccabi Hakoah U14 White *	12	5	1	6	25	31	-6	16
4	Maccabi Hakoah U14 Green *	12	5	0	7	30	24	6	15
5	Pagewood Botany FC U14 D	12	4	2	6	26	31	-5	14
6	Pagewood Botany FC U14 C	12	4	1	7	27	36	-9	13
7	Mascot Kings U14 B	12	2	0	10	8	33	-25	6

U15 Championship

Pos	Team	P	W	D	L	F	A	GD	PTS
1	Easts FC U15 *	13	11	1	1	53	6	47	34
2	Pagewood Botany FC U15 A*	14	10	2	2	47	11	36	32
3	Mascot Kings U15	13	8	5	0	47	9	38	29
4	Queens Park FC U15 B	14	8	2	4	29	12	17	26
5	Queens Park FC U15 A	14	6	2	6	24	25	-1	20
6	Pagewood Botany FC U15 B *	14	4	0	10	18	45	-27	12
7	Maccabi Hakoah U15 (S)	14	2	0	12	12	71	-59	6
8	Maroubra United U15	14	0	0	14	7	58	-51	0

U16 Championship

Pos	Team	P	W	D	L	F	A	GD	PTS
1	Pagewood Botany FC U16 A*	15	15	0	0	64	6	58	45
2	Easts FC U16	15	8	1	6	40	22	18	25
3	Queens Park FC U16	15	7	2	6	37	30	7	23
4	Pagewood Botany FC U16 B	15	6	2	7	28	36	-8	20
5	Mascot Kings U16	15	5	2	8	29	33	-4	17
6	Pagewood Botany FC U16 C	15	0	1	14	8	79	-71	1

U18 Championship

Pos	Team	P	W	D	L	F	A	GD	PTS
1	Queens Park FC U18	17	12	2	3	64	16	48	38
2	Heffron Hawks U18 *	17	12	2	3	50	22	28	38
3	Maroubra United U18 Green	17	11	1	5	63	33	30	34
4	Maccabi Hakoah U18 A	17	10	1	6	59	33	26	31
5	Maccabi Hakoah U18 C	16	9	0	7	44	46	-2	27
6	Maroubra United U18 Gold	17	8	1	8	47	40	7	25
7	Pagewood Botany FC U18	17	7	2	8	38	43	-5	23
8	Maccabi Hakoah U18 B	17	1	3	13	22	79	-57	6
9	Olympic Eagles FC U18	9	1	2	6	15	40	-25	5
10	Easts FC U18	16	0	4	12	19	69	-50	4

2014 LEAGUE AND GRAND FINAL WINNERS – GIRLS

AGE GROUP	LEAGUE CHAMPIONS	GRAND FINAL WINNERS
G12	Pagewood Botany	Pagewood Botany
G14	Queens Park A	Queens Park A
G14/2	Queens Park C	Queens Park C
G16	Queens Park A	Easts
G16/2	Pagewood Botany B	Pagewood Botany B
G18	Easts	Queens Park A

G12 Championship

Pos	Team	P	W	D	L	F	A	GD	PTS
1	Pagewood Botany FC G12	14	13	1	0	72	4	68	40
2	Maccabi Hakoah G12 A	14	11	1	2	43	7	36	34
3	Easts FC G12 A	14	9	1	4	44	21	23	28
4	Queens Park FC G12	14	7	2	5	25	29	-4	23
5	Maroubra United G12	14	5	1	8	9	38	-29	16
6	Easts FC G12 B	14	3	1	10	6	35	-29	10
7	Maccabi Hakoah G12 B	14	2	3	9	7	32	-25	9
8	Olympic Eagles FC G12	14	0	2	12	4	44	-40	2

G14 Championship

Pos	Team	P	W	D	L	F	A	GD	PTS
1	Queens Park FC G14 A	15	13	1	1	48	5	43	40
2	Queens Park FC G14 B	15	9	3	3	26	12	14	30
3	Easts FC G14 A	15	8	2	5	24	18	6	26
4	Pagewood Botany FC G14	15	7	0	8	27	28	-1	21
5	Maccabi Hakoah G14 A*	15	3	1	11	16	40	-24	10
6	Maroubra United G14	15	1	1	13	9	47	-38	4

G14 Division 2

Pos	Team	P	W	D	L	F	A	GD	PTS
1	Queens Park FC G14 C	12	11	1	0	48	3	45	34
2	Coogee United FC G14	12	8	2	2	33	9	24	26
3	Easts FC G14 B	12	6	1	5	27	18	9	19
4	Maccabi Hakoah G14 B*	12	2	0	10	10	33	-23	6
5	Reddam House G14	12	1	0	11	7	62	-55	3

G16 Championship

Pos	Team	P	W	D	L	F	A	GD	PTS
1	Queens Park FC G16 A	12	7	4	1	36	11	25	25
2	Easts FC G16 A	12	7	2	3	29	10	19	23
3	Easts FC G16 B	12	4	2	6	15	27	-12	14
4	Pagewood Botany FC G16 A	12	3	3	6	9	21	-12	12
5	Maccabi Hakoah G16	12	3	1	8	12	32	-20	10

G16 Division 2

Pos	Team	P	W	D	L	F	A	GD	PTS
1	Pagewood Botany FC G16 B	15	13	2	0	51	7	44	41
2	Easts FC G16 C	15	10	1	4	36	18	18	31
3	Queens Park FC G16 B	15	6	3	6	21	18	3	21
4	Maroubra United G16	15	5	3	7	28	27	1	18
5	Olympic Eagles FC G16	15	4	2	9	21	37	-16	14
6	Pagewood Botany FC G16 C	15	0	3	12	11	61	-50	3

G18 Championship

Pos	Team	P	W	D	L	F	A	GD	PTS
1	Easts FC G18	15	13	1	1	65	9	56	40
2	Queens Park FC G18 A	15	12	2	1	64	6	58	38
3	Queens Park FC G18 B	15	8	1	6	43	27	16	25
4	Maroubra United G18	15	4	1	10	20	53	-33	13
5	Queens Park FC G18 C	15	3	1	11	14	51	-37	10
6	Reddam House G18	15	2	0	13	21	81	-60	6

2014 LEAGUE AND GRAND FINAL WINNERS – MEN

DIVISION	LEAGUE CHAMPIONS	GRAND FINAL WINNERS
Men's Championship/1	Dunbar Rovers	Coogee United
Men's Championship/R	Dunbar Rovers	Dunbar Rovers
AA/1	Coogee United	Coogee United
AA/2	Dunbar Rovers	Dunbar Rovers
AA/3	Barnstoneworth United	Dunbar Rovers
AA/4	Mascot Kings	Mascot Kings
AA/5	Coogee United	Redfern Raiders
AA/5 (Sat)	UNSW D	Maroubra United
AA/6	Mascot Kings	Mascot Kings
AA/7	Redfern Raiders	Redfern Raiders
AA/7 (Sat)	UNSW C	UNSW C
AA/8	Coogee United	Redfern Raiders
AA/9	Heffron Hawks	Heffron Hawks
O35	Dunbar Rovers	Dunbar Rovers
O35/2	Dunbar Rovers	Easts
O45	Pagewood Botany	Pagewood Botany
ESFA Men's Cup		Dunbar Rovers
ESFA Women's Cup		Maccabi Hakoah
ESFA Men's Trophy		Maroubra United



Men's Championship First Grade

Pos	Team	P	W	D	L	F	A	GD	PTS
1	Dunbar Rovers FC Championship First Grade	21	17	2	2	57	19	38	53
2	Coogee United FC Championship First Grade	21	12	3	6	43	33	10	39
3	Lokomotiv Cove Championship First Grade	21	10	5	6	36	28	8	35
4	Waverley Old Boys Championship First Grade	21	9	6	6	31	26	5	33
5	Glebe Wanderers Championship First Grade	21	8	5	8	40	43	-3	29
6	Maroubra United Championship First Grade	21	4	6	11	30	41	-11	18
7	Phoenix Championship First Grade	21	3	6	12	25	45	-20	15
8	Pagewood Botany FC Championship First Grade	21	3	3	15	26	53	-27	12

Men's Championship Reserve Grade

Pos	Team	P	W	D	L	F	A	GD	PTS
1	Dunbar Rovers FC Championship Reserve Grade	21	17	3	1	64	18	46	54
2	Coogee United FC Championship Reserve Grade	21	13	4	4	42	18	24	43
3	Glebe Wanderers Championship Reserve Grade	20	11	5	4	44	24	20	38
4	Waverley Old Boys Championship Reserve Grade	21	10	4	7	43	31	12	34
5	Lokomotiv Cove Championship Reserve Grade	20	8	3	9	33	33	0	27
6	Pagewood Botany FC Championship Reserve Grade	21	6	3	12	26	63	-37	21
7	Phoenix Championship Reserve Grade	19	3	1	15	23	45	-22	10
8	Maroubra United Championship Reserve Grade	21	1	3	17	21	64	-43	6

Men's Division 01

Pos	Team	P	W	D	L	F	A	GD	PTS
1	Coogee United FC AA1	18	12	3	3	56	16	40	39
2	Dunbar Rovers FC AA1	18	11	2	5	37	25	12	35
3	Queens Park FC AA1	18	11	1	6	35	23	12	34
4	Maroubra United AA1	18	10	3	5	61	34	27	33
5	Barnstoneworth United FC AA1	18	10	2	6	36	24	12	32
6	Olympic Eagles FC AA1	18	8	4	6	36	34	2	28
7	Sydney Uni AA1	18	8	0	10	30	34	-4	24
8	UNSW AA1	18	7	0	11	40	51	-11	21
9	Bondi United FC AA1	18	5	1	12	22	44	-22	16
10	Lokomotiv Cove AA1	18	0	0	18	10	78	-68	0

Men's Division 02

Pos	Team	P	W	D	L	F	A	GD	PTS
1	Dunbar Rovers FC AA2	18	14	3	1	53	16	37	45
2	Coogee United FC AA2	18	12	4	2	43	19	24	40
3	Redfern Raiders AA2	18	11	3	4	41	21	20	36
4	Queens Park FC AA2 R	18	10	2	6	36	31	5	32
5	Lokomotiv Cove AA2	18	9	3	6	35	27	8	30
6	Queens Park FC AA2 L	18	4	4	10	36	54	-18	16
7	Glebe Wanderers AA2	18	4	3	11	31	44	-13	15
8	Maroubra United AA2	17	3	6	8	27	40	-13	15
9	Sydney Uni AA2	17	3	3	11	17	35	-18	12
10	Maccabi Hakoah AA2	17	2	1	14	18	52	-34	7

Men's Division 03

Pos	Team	P	W	D	L	F	A	GD	PTS
1	Barnstoneworth United FC AA3	18	11	3	4	46	19	27	36
2	Dunbar Rovers FC AA3	18	10	6	2	41	20	21	36
3	Maccabi Hakoah AA3 A *	18	7	7	4	38	29	9	28
4	Maccabi Hakoah AA3 B *	18	7	5	6	35	35	0	26
5	Queens Park FC AA3 R	18	6	6	6	49	35	14	24
6	Waverley Old Boys AA3	18	5	5	8	24	34	-10	20
7	Coogee United FC AA3	18	5	5	8	38	52	-14	20
8	Queens Park FC AA3 L	18	0	5	13	20	67	-47	5

Men's Division 04

Pos	Team	P	W	D	L	F	A	GD	PTS
1	Mascot Kings AA4	18	15	1	2	45	13	32	46
2	Redfern Raiders AA4	18	10	2	6	33	22	11	32
3	Sydney Uni AA4	18	9	4	5	36	20	16	31
4	Maccabi Hakoah AA4	18	9	2	7	50	38	12	29
5	Queens Park FC AA4	18	7	6	5	40	25	15	27
6	Dunbar Rovers FC AA4	18	7	3	8	29	36	-7	24
7	Lokomotiv Cove AA4	17	6	1	10	31	45	-14	19
8	Coogee United FC AA4	17	6	0	11	19	39	-20	18
9	Heffron Hawks AA4	18	5	1	12	25	38	-13	16
10	Barnstoneworth United FC AA4	18	4	2	12	21	53	-32	14

Men's Division 05

Pos	Team	P	W	D	L	F	A	GD	PTS
1	Coogee United FC AA5	18	12	2	4	51	19	32	38
2	Heffron Hawks AA5	18	10	4	4	41	17	24	34
3	Lokomotiv Cove AA5	18	10	3	5	47	21	26	33
4	UNSW AA5 B	18	10	3	5	57	46	11	33
5	Waverley Old Boys AA5	18	9	5	4	38	24	14	32
6	Queens Park FC AA5	18	8	3	7	40	34	6	27
7	Easts FC AA5	18	8	2	8	28	28	0	26
8	Sydney Uni AA5	18	5	1	12	31	51	-20	16
9	UNSW AA5 A	18	2	3	13	17	61	-44	9
10	Redfern Raiders AA5	18	2	2	14	13	62	-49	8

Men's Division 05 (Saturday)

Pos	Team	P	W	D	L	F	A	GD	PTS
1	UNSW AA5 (Sat) D	18	16	1	1	66	11	55	49
2	Maroubra United AA5 (Sat)	18	13	2	3	65	18	47	41
3	Dunbar Rovers FC AA5 (Sat)	18	11	3	4	48	27	21	36
4	UNSW AA5 (Sat) A	18	8	3	7	35	43	-8	27
5	Redfern Raiders AA5 (Sat)	18	5	2	11	26	33	-7	17
6	Sydney Uni AA5 (Sat) A	18	4	4	10	30	48	-18	16
7	UNSW AA5 (Sat) B	18	5	1	12	17	48	-31	16
8	Sydney Uni AA5 (Sat) B	18	2	0	16	20	79	-59	6

Men's Division 06

Pos	Team	P	W	D	L	F	A	GD	PTS
1	Mascot Kings AA6	18	15	1	2	48	17	31	46
2	Queens Park FC AA6	18	11	5	2	40	21	19	38
3	Dunbar Rovers FC AA6	18	12	1	5	63	28	35	37
4	Barnstoneworth United FC AA6	18	11	3	4	44	26	18	36
5	Coogee United FC AA6	18	11	2	5	47	28	19	35
6	Lions FC AA6	18	8	0	10	47	45	2	24
7	Sydney Uni AA6	18	5	2	11	28	52	-24	17
8	Maccabi Hakoah AA6	17	2	3	12	20	49	-29	9
9	Lokomotiv Cove AA6 B	17	2	2	13	16	61	-45	8
10	Lokomotiv Cove AA6 A	18	1	3	14	29	55	-26	6

Men's Division 07

Pos	Team	P	W	D	L	F	A	GD	PTS
1	Redfern Raiders AA7	18	12	3	3	51	31	20	39
2	Coogee United FC AA7	18	10	5	3	55	22	33	35
3	Waverley Old Boys AA7	18	10	5	3	43	24	19	35
4	Lokomotiv Cove AA7 A	18	10	4	4	53	26	27	34
5	Dunbar Rovers FC AA7	18	10	2	6	41	33	8	32
6	Kytherians AA7	18	10	2	6	42	36	6	32
7	UNSW AA7	18	5	4	9	41	41	0	19
8	Queens Park FC AA7	18	4	3	11	22	58	-36	15
9	Easts FC AA7	18	2	4	12	18	54	-36	10
10	Lokomotiv Cove AA7 B	18	0	2	16	16	57	-41	2

Men's Division 07 (Saturday)

Pos	Team	P	W	D	L	F	A	GD	PTS
1	UNSW AA7 (Sat) C	19	12	2	2	48	12	36	38
2	Maroubra United AA7 (Sat)	19	10	3	3	55	25	30	33
3	Sydney Uni AA7 (Sat) D	19	9	2	5	51	28	23	29
4	Sydney Uni AA7 (Sat) C	19	8	2	6	31	28	3	26
5	Dunbar Rovers FC AA7 (Sat)	19	4	3	9	31	31	0	15
6	UNSW AA7 (Sat) E	19	4	1	11	27	54	-27	13
7	UNSW AA7 (Sat) F	19	2	1	13	16	81	-65	7

Men's Division 08

Pos	Team	P	W	D	L	F	A	GD	PTS
1	Coogee United FC AA8	18	12	3	3	83	28	55	39
2	Redfern Raiders AA8	18	11	3	4	45	25	20	36
3	Queens Park FC AA8	18	11	2	5	56	30	26	35
4	Waverley Old Boys AA8	18	9	7	2	53	29	24	34
5	Dunbar Rovers FC AA8	18	10	3	5	37	33	4	33
6	UNSW AA8 B	18	8	2	8	63	68	-5	26
7	Lions FC AA8	18	4	4	10	28	52	-24	16
8	UNSW AA8 A	18	4	2	12	29	63	-34	14
9	Sydney Uni AA8	18	3	3	12	27	52	-25	12
10	Lokomotiv Cove AA8	18	3	1	14	29	70	-41	10

Men's Division 09

Pos	Team	P	W	D	L	F	A	GD	PTS
1	Heffron Hawks AA9	18	8	4	4	42	22	20	28
2	Easts FC AA9	18	8	4	4	41	23	18	28
3	Pagewood Botany FC AA9	18	8	4	4	35	18	17	28
4	Redfern Raiders AA9	18	9	0	7	30	26	4	27
5	Maroubra United AA9	18	8	1	7	35	33	2	25
6	Lokomotiv Cove AA9 B	18	7	3	6	29	32	-3	24
7	Olympic Eagles FC AA9	18	5	4	7	22	20	2	19
8	Lokomotiv Cove AA9 A	18	3	6	7	30	31	-1	15
9	Queens Park FC AA9	18	2	2	12	14	73	-59	8

Men's O35 Championship

Pos	Team	P	W	D	L	F	A	GD	PTS
1	Dunbar Rovers FC O35 A	18	13	5	0	71	20	51	44
2	Maccabi Hakoah O35	17	8	5	4	46	32	14	29
3	Mascot Kings O35	17	8	3	6	46	34	12	27
4	Pagewood Botany FC O35 A	18	7	4	7	30	40	-10	25
5	Coogee United FC O35 A	18	5	5	8	37	47	-10	20
6	Queens Park FC O35	18	0	2	16	13	70	-57	2

Men's O35 Division 2

Pos	Team	P	W	D	L	F	A	GD	PTS
1	Dunbar Rovers FC O35 B	18	11	4	1	54	21	33	37
2	Redfern Raiders O35	18	11	2	3	40	17	23	35
3	Lokomotiv Cove O35	18	10	3	3	44	22	22	33
4	Easts FC O35	18	7	5	4	27	23	4	26
5	Maroubra United O35	18	6	6	4	42	25	17	24
6	Sydney Uni O35	18	6	2	8	27	26	1	20
7	Pagewood Botany FC O35 B	18	5	1	10	28	35	-7	16
8	Coogee United FC O35 B	18	2	1	13	12	72	-60	7
9	Waverley Old Boys O35	18	1	2	13	24	57	-33	5

Men's O45 Championship

Pos	Team	P	W	D	L	F	A	GD	PTS
1	Pagewood Botany FC O45	18	17	1	0	94	17	77	52
2	Dunbar Rovers FC O45	17	12	1	4	72	20	52	37
3	Maroubra United O45 Gold	18	10	3	5	42	27	15	33
4	Maccabi Hakoah O45	18	10	2	6	54	38	16	32
5	Queens Park FC O45	18	4	2	12	24	62	-38	14
6	Redfern Raiders O45	17	2	3	12	21	69	-48	9
7	Maroubra United O45 Green	17	0	2	15	11	91	-80	2
8	Bondi United FC O45	15	7	0	8	38	32	6	-10

2014 LEAGUE AND GRAND FINAL WINNERS – WOMEN

DIVISION	LEAGUE CHAMPIONS	GRAND FINAL WINNERS
AAW	Dunbar Rovers	Dunbar Rovers
AAW/2	Maccabi Hakoah Seniors	Maccabi Hakoah Seniors
AAW/3	Maccabi Hakoah Seniors	Maccabi Hakoah Seniors
AAW/4	Maccabi Hakoah Seniors	Lokomotiv Cove

Women's Championship

Pos	Team	P	W	D	L	F	A	GD	PTS
1	Dunbar Rovers FC AAW1	14	10	2	2	32	13	19	32
2	Coogee United FC AAW1	15	8	3	4	36	22	14	27
3	UNSW AAW1	15	6	4	5	31	32	-1	22
4	Queens Park FC AAW1	14	6	3	5	28	23	5	21
5	Maroubra United AAW1	15	5	1	9	19	33	-14	16
6	Waverley Old Boys AAW1	15	1	3	11	15	38	-23	6

Women's Division 02

Pos	Team	P	W	D	L	F	A	GD	PTS
1	Maccabi Hakoah AAW2 *	15	10	1	4	47	35	12	31
2	Lokomotiv Cove AAW2	15	8	2	5	53	34	19	26
3	Maroubra United AAW2 Sands	15	8	1	6	36	32	4	25
4	Coogee United FC AAW2	15	7	2	6	34	29	5	23
5	UNSW AAW2	15	4	2	9	34	51	-17	14
6	Maroubra United AAW2 Sharks	15	3	2	10	40	63	-23	11



Women's Division 03

Pos	Team	P	W	D	L	F	A	GD	PTS
1	Maccabi Hakoah AAW3 *	18	13	3	0	83	14	69	42
2	Dunbar Rovers FC AAW3	17	9	5	1	58	20	38	32
3	Pagewood Botany FC AAW3	18	10	1	5	35	24	11	31
4	Queens Park FC AAW3	18	7	3	6	29	27	2	24
5	Waverley Old Boys AAW3	18	5	2	9	18	33	-15	17
6	Maroubra United AAW3 Magic	18	5	2	9	20	53	-33	17
7	Heffron Hawks AAW3	17	4	2	9	28	48	-20	14
8	Mascot Kings AAW3	17	4	2	9	15	40	-25	14
9	Sydney Uni AAW3	17	1	4	10	8	35	-27	7

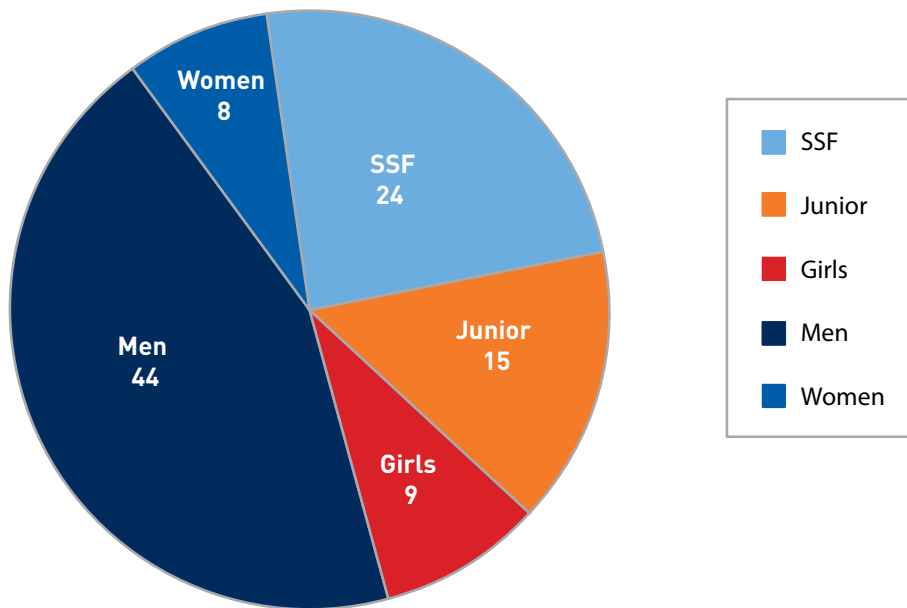
Women's Division 04

Pos	Team	P	W	D	L	F	A	GD	PTS
1	Maccabi Hakoah AAW4	17	13	0	2	50	11	39	39
2	Lokomotiv Cove AAW4	17	10	4	1	35	8	27	34
3	Olympic Eagles FC AAW4 A *	18	10	2	4	37	15	22	32
4	Queens Park FC AAW4	18	10	1	5	24	13	11	31
5	UNSW AAW4	18	7	1	8	32	41	-9	22
6	Dunbar Rovers FC AAW4	18	5	5	6	29	23	6	20
7	Pagewood Botany FC AAW4	18	4	3	9	22	30	-8	15
8	Maroubra United AAW4 Angels	18	2	3	11	10	41	-31	9
9	Olympic Eagles FC AAW4 B	18	0	1	15	6	63	-57	1



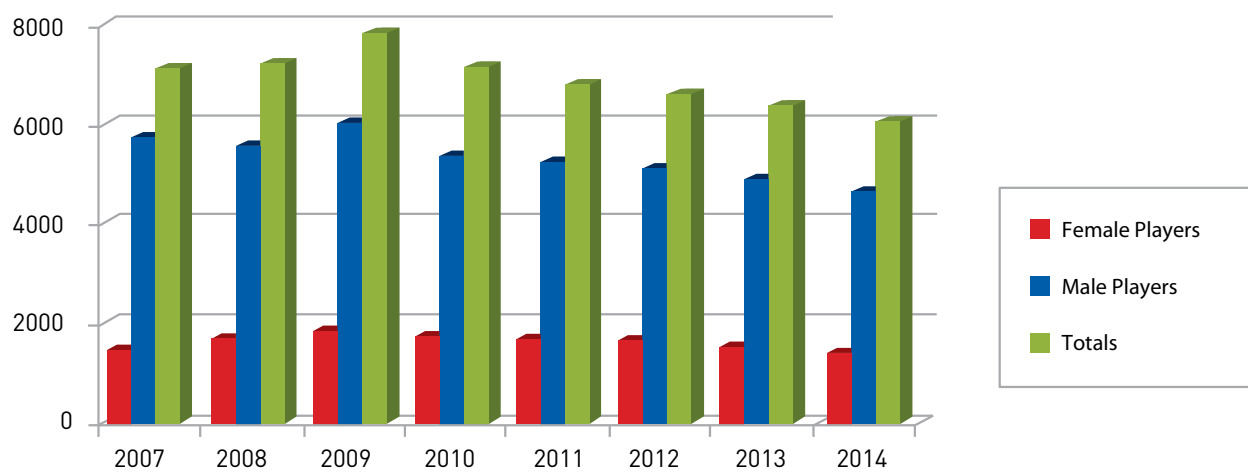
ASSOCIATION STATISTICS

PARTICIPATION BY LEAGUE COUNCIL 2014



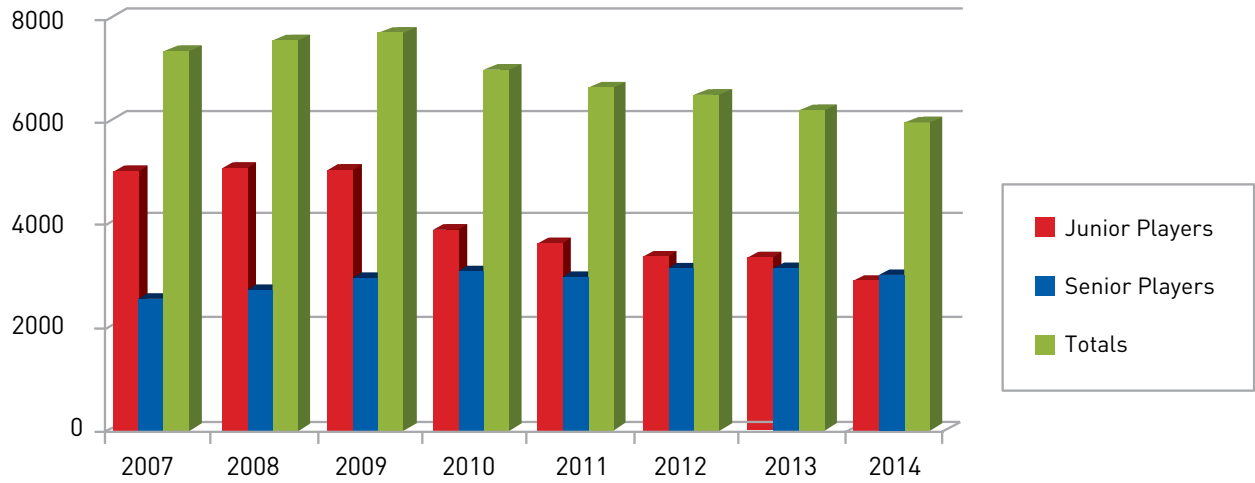
PLAYER STATISTICS

MALE VS FEMALE



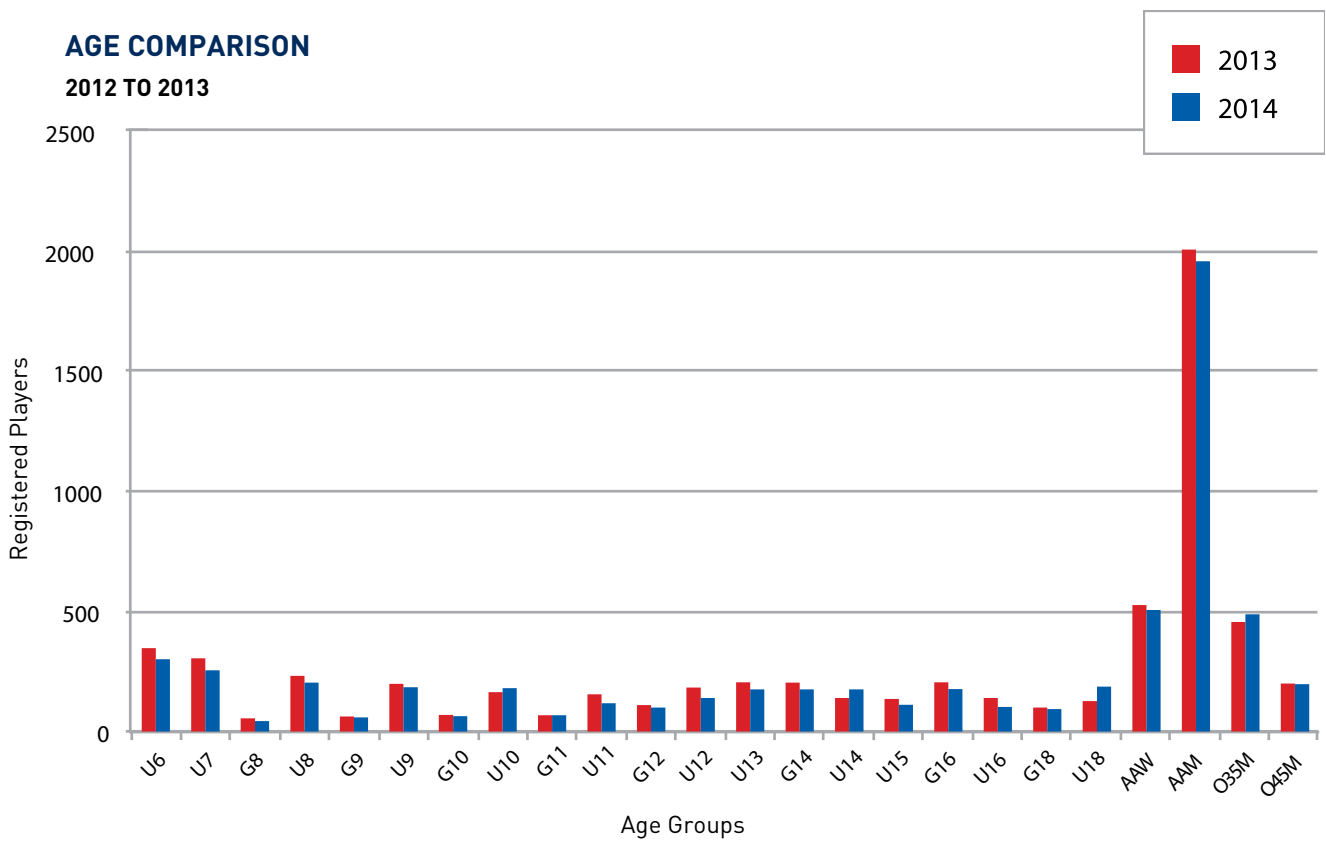
PLAYER STATISTICS

JUNIOR VS SENIOR



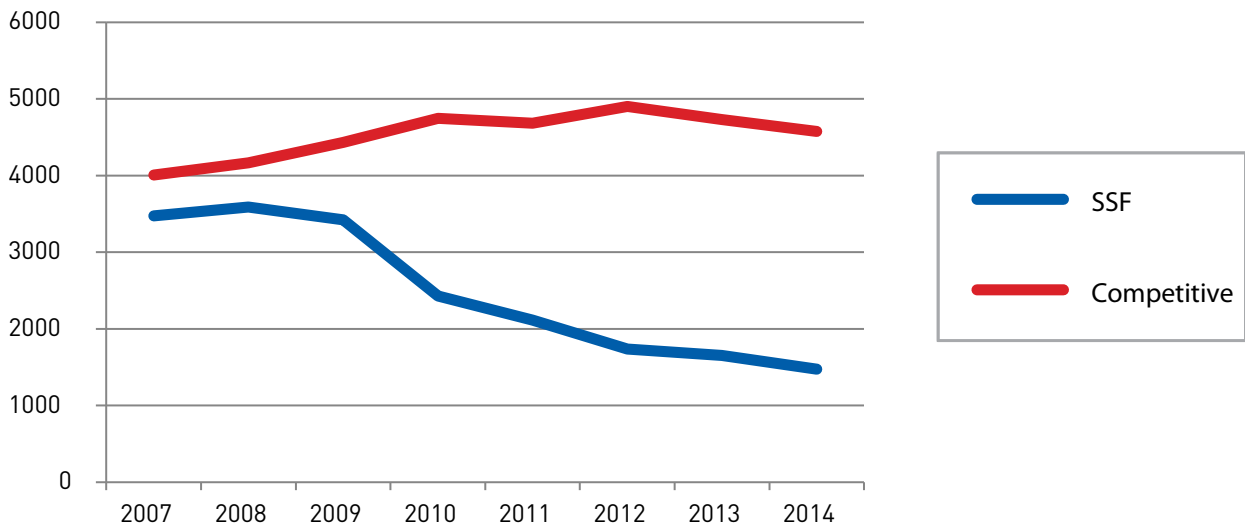
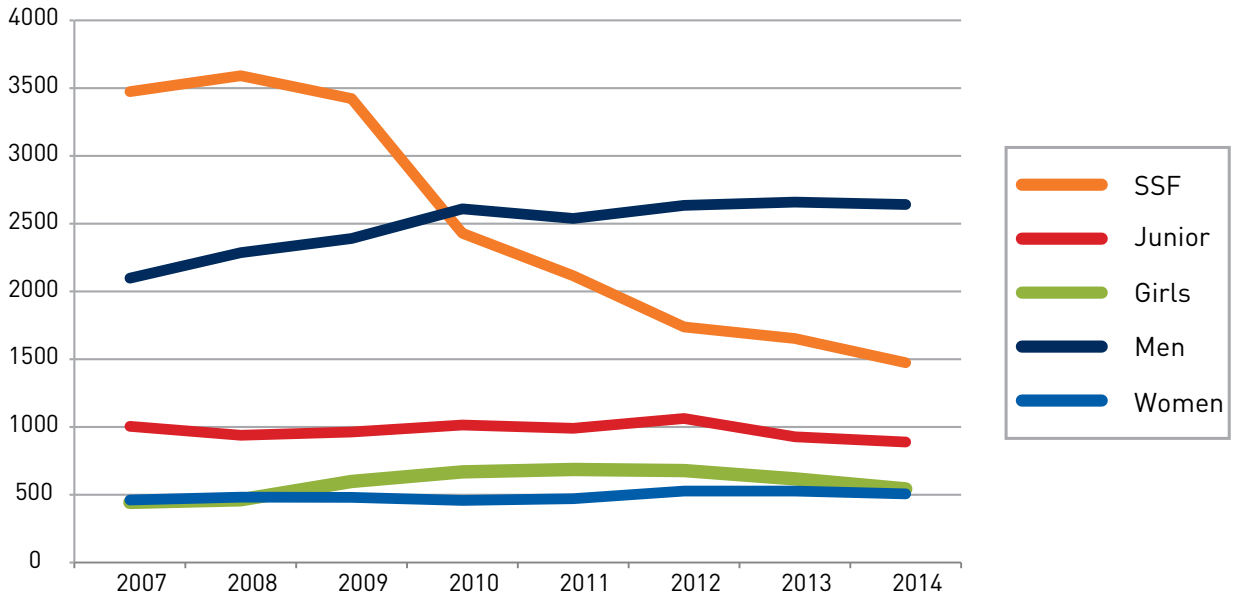
AGE COMPARISON

2012 TO 2013



PARTICIPANTS

2007 TO 2013





**EASTERN SUBURBS
FOOTBALL ASSOCIATION**

The Board and staff of the Eastern Suburbs Football Association wish to thank our various and valuable partners for their support in developing the world game in the Eastern Suburbs.

Principal Partner:

JAZZRIGHT

PRODUCTION SERVICES

Premium Partners:

GRACE
SELF STORAGE



Special Thanks:

Randwick City Council, Centennial Park and Moore Park Trust, City of Botany Bay Council, Municipality of Woollahra, Waverley Municipal Council and the City of Sydney.

Photo contributors:

Football NSW, Jack Bell, Aaron Dibdin, Caroline Oakes-Ash, Marian Romeo and Paul Kelly.